


2012 LOUISVILLE BATS BASEBALL

MEDIA GUIDE




BATS MANAGER
DAVID BELL



Triple-A Affiliate of
the Cincinnati Reds

Colors inspired by Louisville

PPG PORTER PAINTS®
is a proud supporter
of **The Louisville Bats**



PPG Porter Paints is proud to be part of the city that was built on tradition as we present the colors that Louisville has embraced for generations. The Louisville Color Collection is a palette of colors that tells the story of who we are as a community.

We invite you to tell your own story with the colors featured in the Louisville Collection. Visit one of your neighborhood PPG Porter Paints stores for the color brochure.



TABLE OF CONTENTS

ORGANIZATION	2-10
Board of Directors/Front Office	3
Louisville Slugger Field	4
Home Run Distance Chart	5
2012 Media Information	6-10
FIELD STAFF	11-15
2012 BATS PLAYERS	16-58
REDS AFFILIATES	59-68
Cincinnati Reds Directory	60
2011 Organization Season Box Scores	61-67
2011 Organization Leaders	68
2011 SEASON	69-81
Day-By-Day	70-71
Transactions	72-74
Highs & Lows	75
Multi-Hit Performances & Catcher's Box	76
Batting Order & Lineup Card	77
Team Miscellaneous	80
Opening Day Roster	81
INTERNATIONAL LEAGUE / HISTORY	82-133
International League Directory	83
Final Standings	84
Postseason All-Stars & League Leaders	85-86
Year-By-Year Champions	87
International League Umpires & Crews	88
International League Hall of Fame	89-90
Franchise Year-By-Year Records	91
All-Time Records (1876-Present)	92-93
Franchise Managerial Records	93
Playoff History	94
Franchise By Month	95
Single Season Hitting & Pitching Records	96-97
Career Hitting & Pitching Records	98-99
Year-By-Year Category Leaders	100-101
All-Time Grand Slams	102-103
Individual Two Home Run Games	104-105
Triple-A All-Star Games	106
Single Game Hitting & Pitching Records	107-108
Miscellaneous Records	109
Team Award Winners	110
All-Time Attendance	111
Team Year-By-Year Statistics	112-114
The Last Time The Bats...	115
All-Time Roster	117-124
Year-By-Year League Standings	125-129
Series Records vs. IL Opponents	130-132
Opening Day Results	133
2012 OPPONENTS	134-147
Rules of Interest	148-151
2012 Louisville Bats Promotional Schedule	152
2012 Reds & Bats Schedule	153-154

The 2012 Louisville Bats Media Guide was designed by Nick Evans and Chadwick Fischer. All stats and information were compiled and edited by Matt Andrews, Tony Brown, Nick Evans, Chadwick Fischer, Josh Hargreaves and Danny Steele. Special thanks to Rob Butcher, Jarrod Rollins and the Cincinnati Reds Media Relations Department. Stadium images courtesy of their respective organizations. Prospect information courtesy of *Baseball America*. All information is current as of March 1, 2012. Media requesting additional information should contact the Louisville Bats office. This media guide was published by the Louisville Baseball Club, Inc., and printed by Welch Printing of Louisville.

ORGANIZATION



Louisville Slugger Field sits at the corner of Preston and Main streets near the Ohio River in downtown Louisville. The stadium has served as one of the premiere minor league baseball facilities since its opening in April 2000.

BOARD OF DIRECTORS

Dan Ulmer (Chairman)
 Mike Brown
 Ed Glasscock
 Kenny Huber
 Steve Trager
 Gary Ulmer

LOUISVILLE BATS FRONT OFFICE

PRESIDENT/CEO	Gary Ulmer
SR. VICE PRESIDENT, CORP. SALES	Dale Owens
SR. VICE PRESIDENT, MARKETING	Greg Galiette
VICE PRESIDENT, OPER./TECHNOLOGY	Scott Shoemaker
VICE PRESIDENT, BUSINESS OPER.	James Breeding
CONTROLLER	Michele Anderson
DIRECTOR OF TICKET OPERATIONS	Kyle Reh
ASST. DIR. TICKET OPERATIONS	Brian Knight
DIRECTOR OF GROUP SALES	Bryan McBride
DIRECTOR OF BASEBALL OPERATIONS	Josh Hargreaves
DIRECTOR OF MEDIA & PR	Nick Evans
MEDIA RELATIONS ASSISTANT	Chadwick Fischer
DIRECTOR OF ONLINE MEDIA	Tony Brown
DIRECTOR OF BROADCASTING	Matt Andrews
DIRECTOR OF CORPORATE SUITES	Sarah Nordman
ASST. DIR./STADIUM OPERATIONS	Randy Williams
SENIOR ACCOUNT EXECUTIVES	Curtis Cunningham
	Hal Norwood
	Evan Patrick
	Michael Harmon
	Brad Wagner
	Dustin Mercurio
	Kevin Gamm
	Tom Nielsen
	Jason Boston
	Malcolm Jollie
	Brandon Barak
	Gavin LaPaille
	Adam Pruiett
	Betsey Smith
ACCOUNT EXECUTIVES	
HEAD GROUNDSKEEPER	
ASST. GROUNDSKEEPER	
SUITE LEVEL ASSISTANT	
MEDIA RELATIONS INTERNS	

Louisville Baseball Club
401 E. Main Street
Louisville, KY 40202

LOUISVILLE SLUGGER FIELD



STADIUM FIRSTS

- FIRST GAME:** April 12, 2000 vs. Norfolk (L, 8-5)
HONORARY FIRST PITCH: Governor Paul Patton, Mayor David Armstrong, then-former Mayor Jerry Abramson
FIRST PITCH: A ball thrown by Louisville's Osvaldo Fernandez
FIRST BATTER: Norfolk's Lauriel Gonzalez
FIRST LOUISVILLE WIN: April 13, 2000 vs. Norfolk (8-7, 11 inn.)
FIRST SAVE: April 12, 2000 by Norfolk's Scott Stewart
FIRST LOUISVILLE SAVE: April 14, 2000 by Norm Charlton
FIRST HIT: A single by Norfolk's Ryan McGuire in the first inning
FIRST LOUISVILLE HIT: A single by Chris Sexton in the first inning
FIRST RUN: By Louisville's Deion Sanders in the first inning
FIRST RBI: By Louisville's Chris Sexton with a single in the first inning
FIRST SINGLE: By Louisville's Chris Sexton in the first inning
FIRST DOUBLE: By Norfolk's Ryan McGuire in the third inning
FIRST TRIPLE: April 26, 2000 by Louisville's Deion Sanders in the seventh inning vs. Indianapolis
FIRST HOME RUN: April 12, 2000 by Louisville's Mike Bell in the sixth inning with two runners on
FIRST GRAND SLAM: June 6, 2000 by Louisville's Ron Wright in the fifth inning vs. Ottawa
FIRST STOLEN BASE: April 13, 2000 by Norfolk's Jason Tyner in the first inning
FIRST LOUISVILLE STOLEN BASE: April 13, 2000 by Louisville's Deion Sanders in the first inning
FIRST STRIKEOUT: April 12, 2000 by Louisville's Mike Bell in the first inning
FIRST WALK: April 12, 2000 by Louisville's Deion Sanders in the first inning

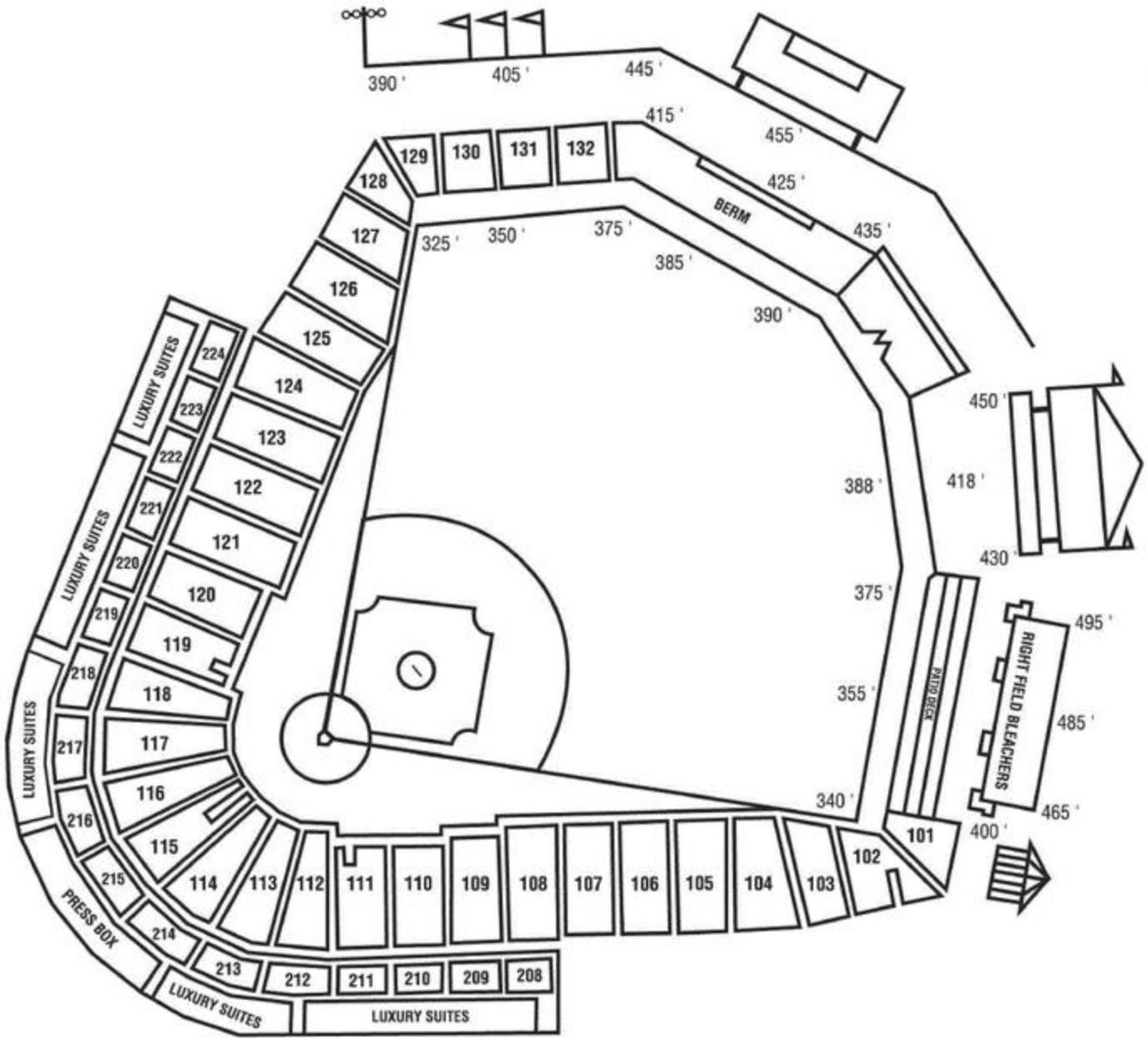
STADIUM HIGHS AND LOWS

- | | |
|---------------------------------|--|
| LARGEST CROWD: | 14,123 on April 14, 2006 vs. Ottawa |
| LONGEST GAME (TIME): | 5:23 on June 6, 2003 vs. Richmond (W, 4-3) |
| LONGEST GAME (INNINGS): | 18 on June 6, 2003 vs. Richmond (W, 4-3) |
| LONGEST HOME RUN: | 490' by Louisville's Rob Stratton on April 26, 2006 vs. Toledo |
| MOST RUNS BY LOUISVILLE: | 21 on September 3, 2003 vs. Columbus |
| MOST RUNS BY OPPONENT: | 16 on May 10, 2004 vs. Charlotte |
| MOST HITS BY LOUISVILLE: | 22 on August 21, 2001 vs. Toledo |
| MOST HITS BY OPPONENT: | 20 on July 8, 2004 vs. Columbus |

STADIUM FACTS

- | | |
|--------------------------|---------------------------------|
| DIMENSIONS: | 325' (LF), 405' (CF), 340' (RF) |
| CAPACITY: | 13,131 |
| PLAYING SURFACE: | Natural Grass |
| APPROXIMATE COST: | \$27,800,000 |

HOME RUN DISTANCE CHART



LONGEST HOME RUNS AT LOUISVILLE SLUGGER FIELD

	PLAYER	TEAM	DISTANCE	DATE
1.	Rob Stratton	LOU	490 feet	4/29/06
2.	Kevin Witt	LOU	483 feet	5/12/02
3.	Juan Francisco	LOU	480 feet	7/15/10
4.	Rob Stratton	NOR	479 feet	9/8/01
5.	Jeremy Hermida	LOU	475 feet	6/28/11
6.	Devin Mesoraco	LOU	471 feet	8/23/11
7.	Brooks Kieschnick	LOU	469 feet	6/4/00
T8.	Adam Dunn	LOU	462 feet	5/27/01
T8.	Wladimir Balentien	LOU	462 feet	7/27/10
10.	Kelly Shoppach	PAW	460 feet	5/30/04

2012 MEDIA INFORMATION



LOUISVILLE BATS
 MEDIA RELATIONS DEPARTMENT
 LOUISVILLE SLUGGER FIELD
 401 EAST MAIN STREET
 LOUISVILLE, KY 40202



NICK EVANS

Director of Media Relations & PR

502.614.4524

BATS MAIN OFFICE:

502.212.2287, ext. 624 or 629

BATS PRESS BOX:

502.212.2054

BATS PRESS BOX FAX:

502.212.2590

CHADWICK FISCHER

Media Relations Assistant

502.614.4529

SOCIAL MEDIA

Facebook: facebook.com/LouisvilleBats

Twitter: @LouisvilleBats

YouTube: youtube.com/LouisvilleBatsAAA

Website: BatsBaseball.com

Blog: TheBatsSignal.com

CREDENTIALS

Credentials are available upon request for working media. Requests should be made by contacting Nick Evans (502-614-4524, nevans@batsbaseball.com) or Chadwick Fischer (502-614-4529, cfischer@batsbaseball.com). Requests should be received no later than 24 hours prior to the specified game date. Under no circumstances are media credentials to be transferred from person-to-person without the expressed permission of the Louisville Bats Media Relations Department. Violation of this policy may result in confiscation of the violator's media credential for the remainder of the season.

PRESS BOX

The Louisville Bats' press box is open to working media with credentials only. Phone and wireless internet services are available.

MEDIA INFORMATION

Media packets, game notes, statistics and press releases will be made available to working media only in the press box two hours prior to the start of every game.

PHOTOGRAPHERS

Photographers should contact the Bats' Media Relations Department for suitable shooting locations.

CLUBHOUSE ACCESS

Both the home and visiting clubhouses can be accessed by taking the main elevator to the basement level. The Bats' Clubhouse is open to the media except 30 minutes prior to game time and during the game. The clubhouse is open 15 minutes following all games, but will be closed during rain delays and between games of a doubleheader. The Visiting Clubhouse is governed by the visiting manager.

INTERVIEWS

The coaching staff and players will be available on the field and in the clubhouse immediately following batting practice. Interviews may in no way interrupt pregame routines (stretching, hitting, running, infield, etc.). Pregame interviews should be completed 30 minutes prior to the game. The coaching staff and players will be available in the clubhouse following games.

FIELD ACCESS

Only properly credentialed media members may gain access to the playing field. The field entrance is located directly behind home plate. Bats uniformed personnel will be available for interviews prior to on-field stretching and following batting practice. Interview requests must be set up through the Bats' Media Relations Department.

MEDIA OUTLETS

NEWSPAPERS

THE COURIER-JOURNAL

525 West Broadway
Louisville, KY 40202
Contact: Michael Grant
Phone: 502.582.4069
mgrant@courier-journal.com
www.courier-journal.com

THE VOICE -TRIBUNE

130 St. Matthews Ave., Ste 300
Louisville, KY 40207
Contact: Earl Cox
Phone: 502.897.8900
earl@voice-tribune.com
www.voice-tribune.com

THE LEXINGTON-HERALD LEADER

100 Midland Avenue
Lexington, KY 40508
Contact: Gene Abell
Phone: 859.231.3225 or
859.231.3200 after 6
gabell@herald-leader.com
www.kentucky.com

NEWS AND TRIBUNE

303 Scribner Drive
New Albany, IN 47150
Contact: Matt Koesters
Phone: 812.206.2116
matt.koesters@newsandtribune.com
www.newsandtribune.com

ASSOCIATED PRESS/LOUISVILLE

525 West Broadway
Louisville, KY 40202
Contact: Colin Fly
Phone: 502.583.7718
cfly@ap.org

TELEVISION STATIONS

WLKY-TV (CBS)

1918 Mellwood Avenue
Louisville, KY 40206
Contacts: Fred Cowgill, Keith Farmer
Phone: 502.893.7300
fcowgill@hearst.com
www.wlky.com

WAVE-TV (NBC)

725 South Floyd Street
Louisville, KY 40203
Contacts: Kent Taylor
Phone: 502.561.4144
ktaylor@wave3.com
www.wave3.com

WHAS RADIO (840 AM)

4000 #1 Radio Drive
Louisville, KY 40218
Contacts: Lachlan McLean
Phone: 502.479.2200
lach@whas.com
www.whas.com

ESPN RADIO (680 AM)

11700 Commonwealth Dr, Ste. 800
Louisville, KY 40299
Contacts: John Salzman
Phone: 502.240.0602
john@espnloouisville.com
www.espnloouisville.com

WHAS-TV (ABC)

520 West Chestnut Street
Louisville, KY 40201
Contacts: Adam Lefkoe
Phone: 502.582.7252
alefkoe@whas11.com
www.whas11.com

WDRB-TV (FOX)

624 West Muhammed Ali Boulevard
Louisville, KY 40203
Contacts: Tom Lane, Pat Doney
Phone: 502.561.7704
tlane@fox41.com
www.fox41.com

RADIO STATIONS

WKRD (790 AM)-HOME OF THE BATS

4000 #1 Radio Drive
Louisville, KY 40218
Contact: Jim Fenn
Phone: 502.479.2194
jimfenn@clearchannel.com
www.790wkrd.com

WKJK (1080 AM)

4000 #1 Radio Drive
Louisville, KY 40218
Contact: Jim Fenn
Phone: 502.479.2194
jimfenn@clearchannel.com
www.talkradio1080.com

BROADCAST INFORMATION

Follow all the action of Louisville Bats baseball on WKRD 790 AM. All 144 Bats regular season games and any post-season contests can be heard beginning with the "Warm-up Show" 30 minutes prior to the start of each game. Afterwards, get a wrap-up of all the day's activity in baseball on the postgame "Scoreboard Show."

Matt Andrews took over the play-by-play duties in 2010, having been the No. 2 radio announcer since he joined the Louisville Bats in 2003. A native of Bloomingburg, Ohio, Andrews arrived at the Bats after two years of broadcasting Chillicothe Paints games in the Independent Frontier League. Andrews also spent three seasons serving as a basketball radio voice for the Morehead State University Eagles and this year added U of L women's basketball radio to his off-season duties. A graduate of The Ohio State University, Andrews called numerous Buckeye athletic events for OSU student radio, including the Buckeyes' National Championship in the 2003 Fiesta Bowl.

sports
RADIO 790



LOUISVILLE RADIO ANNOUNCERS SINCE 1982

1982	John Harmon, Art Metzler
1983	John Harmon, John Rooney, John Asher
1984	John Rooney, Ed Peak
1985	Mike Newell, Art Metzler
1986	Larry Calton, Art Metzler
1987-88	Larry Calton
1989-90	Jim Kelch, Joe Buck
1991	Jim Kelch, Todd Kalas
1992-94	Jim Kelch, Mark Neely
1995-97	Jim Kelch, David Wilson
1998-99	Jim Kelch, Matt Gorsky
2000-02	Jim Kelch
2003-09	Jim Kelch, Matt Andrews
2010-present	Matt Andrews

HOTEL INFORMATION

BUFFALO

The Adam's Mark Hotel
120 Church Street
Buffalo, NY 14202
Phone: (716) 845-5110
Fax: (716) 604-9937

CHARLOTTE

Comfort Suites Pineville
10415 Centrum Parkway
Pineville, NC 28134
Phone: (704) 540-0063
Fax: (704) 540-0559

COLUMBUS

Crowne Plaza Hotel Columbus-
Downtown
33 East Nationwide Boulevard
Columbus, OH 43215
Phone: (614) 461-4100
Fax: (614) 461-7786

DURHAM

Hilton Durham near Duke University
3800 Hillsborough Road
Durham, NC 27705
Phone: (919) 564-2900
Fax: (919) 309-1302

GWINNETT

SpringHill Suites
3250 Buford Drive
Buford, GA 30519
Phone: (678) 714-2150
Fax: (678) 714-2151

INDIANAPOLIS

Courtyard by Marriott Downtown
601 West Washington Street
Indianapolis, IN 46204
Phone: (317) 822-9029
Fax: (317) 822-9054

LEHIGH VALLEY

Staybridge Suites Allentown Airport
1787 Airport Road
Allentown, PA 18019
Phone: (610) 443-5000
Fax: (610) 443-5014

GALT HOUSE HOTEL & SUITES

140 N. Fourth Street
Louisville, KY 40202
Phone: (502) 589-5200
Fax: (502) 568-3471

NORFOLK

Sheraton Norfolk Waterside
777 Waterside Drive
Norfolk, VA 23510
Phone: (757) 622-6664
Fax: (757) 622-4571

PAWTUCKET

Downtown Prov. Courtyard by Marriott
32 Exchange Terrace
Providence, RI 02903
Phone: (401) 272-1191
Fax: (401) 272-1416

ROCHESTER

Rochester Plaza
70 State Street
Rochester, NY 14614
Phone (585) 546-3450
Fax: (585) 546-8712

SCRANTON/WILKES-BARRE

Radisson Lackawanna Station
700 Lackawanna Avenue
Scranton, PA 18503
Phone: (570) 342-8300
Fax: (570) 342-0380

SYRACUSE

Ramada Inn Syracuse
1305 Buckley Road
North Syracuse, NY 13212
Phone: (315) 457-8670
Fax: (315) 457-8633

TOLEDO

Park Inn Toledo
101 North Summit Street
Toledo, OH 43604
Phone: (419) 241-3000
Fax: (419) 321-2098

MILLER TRANSPORTATION (BUS)

Contact: April Jewell
7917 Old Third Street
Louisville, KY 40214
Phone: (502) 368-5644 or 1-800-544-2383
Fax: (502) 368-7253

BATTING PRACTICE SCHEDULE

ALL TIMES SUBJECT TO CHANGE

1:05 PM SCHEDULED FIRST PITCH

HOME BATTING PRACTICE	10:00 a.m. - 11:15 a.m.
VISITOR BATTING PRACTICE	11:15 a.m. - 12:00 p.m.
HOME INFIELD	12:05 a.m. - 12:15 p.m.
VISITOR INFIELD	12:15 a.m. - 12:25 p.m.
GROUNDS CREW	12:25 a.m. - 1:00 p.m.
PRE-GAME	12:45 a.m. - 1:00 p.m.

2:05 PM SCHEDULED FIRST PITCH

HOME BATTING PRACTICE	11:00 a.m. - 12:15 p.m.
VISITOR BATTING PRACTICE	12:15 p.m. - 1:00 p.m.
HOME INFIELD	1:05 p.m. - 1:15 p.m.
VISITOR INFIELD	1:15 p.m. - 1:25 p.m.
GROUNDS CREW	1:25 p.m. - 2:00 p.m.
PRE-GAME	1:45 p.m. - 2:00 p.m.

6:05 PM SCHEDULED FIRST PITCH

HOME BATTING PRACTICE	3:00 p.m. - 4:15 p.m.
VISITOR BATTING PRACTICE	4:15 p.m. - 5:00 p.m.
HOME INFIELD	5:05 p.m. - 5:15 p.m.
VISITOR INFIELD	5:15 p.m. - 5:25 p.m.
GROUNDS CREW	5:25 p.m. - 6:00 p.m.
PRE-GAME	5:45 p.m. - 6:00 p.m.

6:35 PM SCHEDULED FIRST PITCH

HOME BATTING PRACTICE	3:30 p.m. - 4:45 p.m.
VISITOR BATTING PRACTICE	4:45 p.m. - 5:30 p.m.
HOME INFIELD	5:35 p.m. - 5:45 p.m.
VISITOR INFIELD	5:45 p.m. - 5:55 p.m.
GROUNDS CREW	5:55 p.m. - 6:30 p.m.
PRE-GAME	6:15 p.m. - 6:30 p.m.

7:05 PM SCHEDULED FIRST PITCH

HOME BATTING PRACTICE	4:00 p.m. - 5:15 p.m.
VISITOR BATTING PRACTICE	5:15 p.m. - 6:00 p.m.
HOME INFIELD	6:05 p.m. - 6:15 p.m.
VISITOR INFIELD	6:15 p.m. - 6:25 p.m.
GROUNDS CREW	6:25 p.m. - 7:00 p.m.
PRE-GAME	6:45 p.m. - 7:00 p.m.



FIELD STAFF



Bats Manager David Bell addresses the media at his introductory press conference.

DAVID BELL MANAGER



FIELD STAFF

BORN: 9/14/72
BIRTHPLACE: Cincinnati, OH
BATTED/THREW: R/R
HEIGHT: 5'10"
WEIGHT: 170
RESIDES: Scottsdale, AZ

David Bell enters his first season as the manager at Triple-A Louisville, his fourth managing in the Reds' system. For the past 3 seasons, Bell managed Double-A Carolina, becoming the longest-tenured skipper in Mudcats history.

The 2009 season marked his first as a manager or coach at the professional level. Following the '09 campaign, he was selected to manage the Peoria Saguaros of the prestigious Arizona Fall League.

Bell played parts of 12 seasons in the big leagues with the Indians, Cardinals, Mariners, Giants, Phillies and Brewers. A member of one of Major League Baseball's 3-generation families, Bell is the son of former third baseman Buddy and the grandson of former Reds great Gus. Brothers Mike and Rick Bell also played professionally.

On 6/28/04 vs Montreal, David became the first Phillies batter in 9 years to hit for the cycle. Gus Bell accomplished the feat in 1951, making them the first grandfather-grandson tandem in history to hit for the cycle. In 2002, Bell received the Willie McCovey Award as the Giants' most inspirational player.

David grew up in Cincinnati and graduated from Moeller High School, where he helped lead the Crusaders to a 1989 state championship.

BELL'S MANAGERIAL RECORD

Year	Club	Affiliate	League (Class)	W-L	PCT.
2009	Carolina	Cincinnati	Southern (AA)	65-74	.468
2010	Carolina	Cincinnati	Southern (AA)	58-79	.423
2011	Carolina	Cincinnati	Southern (AA)	53-86	.381

3-Year Minor League Totals (Regular Season)

176-239 .424

Year	Team	Lg	Level	AVG	OBP	SLG	OPS	G	AB	R	H	2B	3B	HR	RBI	SH	SF	HBP	BB	SO	SB	CS	
1990	Burlington	App	Rk	.167	.217	.238	.455	12	42	4	7	1	1	0	2	0	1	1	2	5	2	1	
1991	Columbus	SAL	A	.230	.287	.314	.601	136	491	47	113	24	1	5	63	3	7	5	37	50	3	2	
1992	Kinston	Caro	A+	.252	.327	.336	.663	123	464	52	117	17	2	6	47	2	7	1	54	66	2	4	
1993	Canton/Akron	East	AA	.292	.350	.398	.747	129	483	69	141	20	2	9	60	2	6	3	43	54	3	4	
1994	Charlotte	IL	AAA	.293	.355	.457	.812	134	481	66	141	17	4	18	88	1	7	9	41	54	2	5	
1995	Buffalo	Amer	AAA	.272	.336	.417	.753	70	254	34	69	11	1	8	34	1	3	4	22	37	0	3	
	Louisville	Amer	AAA	.276	.321	.382	.703	18	76	9	21	3	1	1	9	1	0	3	2	10	4	0	
	Cleveland	AL	MLB	.000	.000	.000	0	2	2	0	0	0	0	0	0	0	0	0	0	0	0	0	
	St. Louis	NL	MLB	.250	.278	.368	.646	39	144	13	36	7	2	2	19	0	1	2	4	25	1	2	
1996	Louisville	Amer	AAA	.176	.217	.228	.445	42	138	9	24	5	1	0	7	0	0	0	7	15	1	2	
	St. Louis	NL	MLB	.214	.268	.276	.543	62	145	12	31	6	0	1	9	0	1	1	10	22	1	1	
1997	Arkansas	Tex	AA	.219	.265	.375	.640	9	32	3	7	2	0	1	3	0	0	0	2	2	1	0	
	Louisville	Amer	AAA	.227	.250	.364	.614	6	22	3	5	0	0	1	4	0	1	1	0	6	0	0	
	St. Louis	NL	MLB	.211	.261	.310	.571	66	142	9	30	7	2	1	12	2	1	0	10	28	1	0	
1998	St. Louis	NL	MLB	.222	.222	.333	.556	4	9	0	2	1	0	0	0	0	0	0	3	0	0	0	
	Cleveland	AL	MLB	.262	.306	.424	.730	107	340	37	89	21	2	10	41	1	5	2	22	54	0	4	
	Seattle	AL	MLB	.325	.365	.425	.790	21	80	11	26	8	0	0	8	0	0	0	5	8	0	0	
1999	Seattle	AL	MLB	.268	.331	.432	.783	157	597	92	180	31	2	21	78	3	7	2	58	90	7	4	
2000	Seattle	AL	MLB	.247	.316	.381	.697	133	454	57	112	24	2	11	47	6	4	6	42	66	2	3	
2001	Seattle	AL	MLB	.260	.303	.415	.718	135	470	62	122	28	0	15	64	5	4	3	26	59	2	1	
2002	SF Giants	NL	MLB	.261	.333	.429	.782	154	552	82	144	29	2	20	73	6	7	9	54	80	1	2	
2003	Philadelphia	NL	MLB	.195	.296	.263	.579	85	297	32	58	14	0	4	37	0	6	4	41	40	0	0	
2004	Philadelphia	NL	MLB	.291	.363	.458	.821	143	533	67	155	33	1	18	77	2	5	6	57	75	1	1	
2005	Philadelphia	NL	MLB	.248	.310	.361	.671	150	557	53	138	31	1	10	61	4	4	5	47	69	0	1	
2006	Philadelphia	NL	MLB	.278	.345	.398	.743	92	324	39	90	17	2	6	34	3	3	3	32	38	1	0	
	Milwaukee	NL	MLB	.256	.323	.400	.723	53	180	21	46	10	2	4	29	0	2	1	18	30	2	1	
MLB Totals (12 years)				.257	.320	.396	.716	1403	4826	587	1239	267	18	123	589	32	50	44	428	687	19	20	
Minor League Totals (8 years)				.260	.321	.370	.691	679	2481	296	645	100	13	49	317	10	32	27	210	299	18	21	
AAA Totals (4 years)				.268	.326	.407	.733	270	989	121	260	36	7	28	142	3	11	17	72	122	7	10	
AA Totals (2 years)				.267	.344	.396	.741	138	515	72	148	22	2	10	63	2	6	3	45	56	4	4	
A+ Totals (1 year)				.252	.327	.336	.663	123	464	52	117	17	2	6	47	2	7	1	54	66	2	4	
A Totals (1 year)				.230	.287	.314	.601	136	491	47	113	24	1	5	63	3	7	5	37	50	3	2	
Rookie Totals (1 year)				.167	.217	.238	.455	12	42	4	7	1	1	0	2	0	1	1	2	5	2	1	0

TED POWER

PITCHING COACH

BORN: 1/31/55
BIRTHPLACE: Guthrie, OK
BATTED/THREW: R/R
HEIGHT: 6'4"
WEIGHT: 220
RESIDES: Longboat Key, FL
COLLEGE: Kansas State University



FIELD STAFF

Ted Power enters his seventh season as the pitching coach at Louisville. He took over his current position in May 2006 after briefly serving as Reds' pitching rehabilitation coordinator.

In 2009 Power's Louisville hurlers tallied a 3.46 ERA, the lowest in club history, and for the first time since 1998 boasted 3 pitchers with 10 or more saves.

Following the 2008 season, he worked as Peoria's pitching coach in the prestigious Arizona Fall League.

Prior to 2006, Power was the pitching coach at Rookie Billings (2000-01) and Class A Dayton (2002).

The former right-handed pitcher enjoyed a 13-year Major League career with Los Angeles (1981-82), Cincinnati (1983-87, 1991), Kansas City (1988), Detroit (1988), St. Louis (1989), Pittsburgh (1990), Cleveland (1992-93) and Seattle (1993). Ted, 57, and wife Leslie reside in Sarasota, Florida.

POWER'S COACHING CAREER

Year	Club	League
2000-2001	Billings	Pioneer
2002	Dayton	Midwest
2006-pres	Louisville	International

POWER'S PLAYING CAREER

YEAR	CLUB	W-L	ERA	G	GS	CG	SHO	SV	IP	H	R	ER	BB	SO
1984	Cincinnati	9-7	2.82	78	0	0	0	11	108.2	93	37	34	46	81
1985	Cincinnati	8-6	2.70	64	0	0	0	27	80.0	65	27	24	45	42
1986	Cincinnati	10-6	3.70	56	10	0	0	1	129.0	115	59	53	52	95
1987	Cincinnati	10-13	4.50	34	34	2	1	0	204.0	213	115	102	71	133
1988	Kansas City	5-6	5.94	22	12	2	2	0	80.1	98	54	53	30	44
	Detroit	1-1	5.79	4	2	0	0	0	18.2	23	13	12	8	13
1989	Louisville	4-3	3.16	8	7	1	1	0	37.0	29	13	13	15	36
	St. Louis	7-7	3.71	23	15	0	0	0	97.0	96	47	40	21	43
1990	Pittsburgh	1-3	3.66	40	0	0	0	7	51.2	50	23	21	17	42
1991	Cincinnati	5-3	3.62	68	0	0	0	3	87.0	87	37	35	31	51
1992	Cleveland	3-3	2.54	64	0	0	0	6	99.1	88	33	28	35	51
1993	Cleveland	0-2	7.20	20	0	0	0	0	20.0	30	17	16	8	11
	Canton	0-0	4.67	7	3	0	0	0	17.1	22	10	9	8	16
	Seattle	2-2	3.91	25	0	0	0	13	25.1	20	11	11	9	16
1998	Huntington	0-1	3.65	2	2	0	0	0	12.1	14	6	5	0	6
Major Totals		61-59	3.86	498	73	4	3	68	1001.0	978	473	429	373	622
Louisville Totals		4-3	3.16	8	7	1	1	0	37.0	29	13	13	15	36

RYAN JACKSON HITTING COACH

BORN: 11/15/71
BIRTHPLACE: Orlando, FL
BATTED/THREW: L/L
HEIGHT: 6'2"
WEIGHT: 195
RESIDES: Sarasota, FL
COLLEGE: Duke



FIELD STAFF

Ryan Jackson enters his first season as the hitting coach at Louisville after spending the previous 3 years in the same role for Double-A Carolina. The 2012 season will mark his sixth overall in the Reds organization.

Ryan began his professional coaching career in 2007 as the hitting coach at Class A Sarasota and performed those same duties for the SaraReds in 2008.

Originally drafted by the Marlins in 1994, Jackson enjoyed an 11-year professional career that included parts of 4 seasons at the Major League level with Florida (1998), Seattle (1999) and Detroit (2001-02). In his Major League debut on 3/31/98 vs the Cubs, he collected 2 hits and 2 RBI.

Jackson played baseball at Duke University. Ryan, 40, resides with his wife Arin in Sarasota, Florida. He has 2 sons, Jakob, 9, and Luke, 6.

Year	Team	Lg	Level	AVG	G	AB	R	H	2B	3B	HR	RBI	SH	SF	HBP	BB	SO	SB	CS
1994	Elmira	NYPL	A-	.290	72	276	46	80	18	1	6	41	0	6	1	22	40	4	3
1995	Kane County	Midw	A	.293	132	471	78	138	39	6	10	82	0	5	4	67	74	13	8
1996	GCL Marlins	GCL	Rk	.346	8	26	5	9	0	0	0	7	0	2	1	1	3	2	0
	Brevard County	FSL	A+	.308	6	26	4	8	2	0	1	4	0	0	0	1	7	1	0
1997	Portland	East	AA	.312	134	491	87	153	28	4	26	98	1	0	3	51	85	2	5
1998	Charlotte	IL	AAA	.380	13	50	5	19	4	0	2	11	0	0	0	4	14	2	0
	Florida	NL	MLB	.250	111	260	26	65	15	1	5	31	2	1	1	20	73	1	1
1999	Tacoma	PCL	AAA	.308	105	409	57	126	25	2	8	62	1	7	1	36	64	12	3
	Seattle	AL	MLB	.235	32	68	4	16	3	0	0	10	0	2	1	6	19	3	3
2000	Durham	IL	AAA	.311	139	502	69	156	38	2	18	85	2	8	0	50	112	6	4
2001	Toledo	IL	AAA	.286	9	35	2	10	1	0	1	9	0	0	0	5	6	0	0
	Detroit	AL	MLB	.212	79	118	19	25	4	2	2	11	2	0	1	5	26	3	1
2002	Toledo	IL	AAA	.271	104	420	40	114	35	1	8	50	2	1	3	13	84	5	3
	Detroit	AL	MLB	.333	4	6	0	2	1	1	0	0	0	0	0	1	2	0	0
2003	Durham	IL	AAA	.303	131	519	78	157	45	4	13	71	2	2	0	30	85	2	4
2004	Richmond	IL	AAA	.224	16	58	7	13	3	0	2	4	0	0	0	1	15	2	0
MLB Totals (4 years)				.239	226	452	49	108	23	4	7	52	4	3	3	32	120	7	5
Minor League Totals (11 years)				.299	869	3283	478	983	238	20	95	524	8	31	13	281	589	51	30
AAA Totals (7 years)				.299	517	1993	258	595	151	9	52	292	7	18	4	139	380	29	14
AA Totals (1 year)				.312	134	491	87	153	28	4	26	98	1	0	3	51	85	2	5
A+ Totals (1 year)				.308	6	26	4	8	2	0	1	4	0	0	0	1	7	1	0
A Totals (1 year)				.293	132	471	78	138	39	6	10	82	0	5	4	67	74	13	8
A- Totals (1 year)				.290	72	276	46	80	18	1	6	41	0	6	1	22	40	4	3
Rookie Totals (1 year)				.346	8	26	5	9	0	0	0	7	0	2	1	1	3	2	0

JIMMY MATTOCKS

TRAINER

BORN: 2/15/82
BIRTHPLACE: Gaffney, SC
RESIDES: Hillsboro, OR
COLLEGE: N. Arizona/Oregon State
YEARS WITH LOUISVILLE: 2



FIELD STAFF

GABE MORENO

STRENGTH COACH

BORN: 9/12/72
BIRTHPLACE: Alvin, TX
RESIDES: Houston, TX
COLLEGE: University of Houston-Clear Lake
YEARS WITH LOUISVILLE: 5



MATT GALLANT

CLUBHOUSE MGR.

BORN: 10/1/76
BIRTHPLACE: Concord, MA
RESIDES: Louisville, KY
COLLEGE: Bridgewater State College (MA)
YEARS WITH LOUISVILLE: 6



DERRICK JEWELL

CLUBHOUSE MGR.

BORN: 1/1/86
BIRTHPLACE: Taylorsville, KY
RESIDES: Louisville, KY
COLLEGE: Kentucky Air National Guard
YEARS WITH LOUISVILLE: 5



MEDICAL STAFF

Dr. Walter Badenhause (Orthopedics)
Dr. John Lach (Family Practice)
Dr. Keith Myrick (Foot & Ankle)
Dr. Jeff Fortes (Chiropractor)
Dr. Patrick Carroll (Team Dentist)
Jason Lemon (Physician's Assistant)

2012 BATS PLAYERS




With 45 home runs in a Louisville Bats uniform, Danny Dorn enters the 2012 season third all-time in Louisville franchise history.

LUIS ATILANO

PITCHER

BORN: 5/10/85
BIRTHPLACE: San Juan, PR
BATS/THROWS: R/R
HEIGHT: 6'3"
WEIGHT: 215
RESIDES: San Juan, PR



DRAFT: Selected by Atlanta in sandwich round (35th overall) of the 2003 First-Year Player Draft.

OBTAINED: Signed as a minor league free agent on 12/2/11.

CAREER NOTES: In 2011, made 2 starts with Double-A Harrisburg (0-1, 13.50era) before being placed on the disabled list on 4/19 through the remainder of the season after surgery to remove bone chips from his elbow...in 2010, made his Major League debut with the Nationals (6-7, 5.15era, 16gs)...had right elbow surgery (remove loose bodies) by Dr. Wiemi Douguieh on 8/5...from 4/23-7/8 enjoyed a 15-start stretch as a regular in Washington's rotation...in MLB debut on 4/23 earned the 5-1 win vs. LAD (6ip, 5h, 1r, 2bb, 1k - Charlie Haeger)...earned the victory in his next start on 4/28 at Chi...became the first WSH starter to earn consecutive wins in his first two big league starts since Jordan Zimmerman in 2009...per Elias Sports Bureau, is just the second Puerto Rican starting pitcher to earn a win while forming a battery with future Hall of Famer Ivan Rodriguez, the first to claim an initial Major League win...the only other Puerto Rican starter that Pudge has ever won a game with was Jose Guzman, who played with Rodriguez in TEX in '91 and '92...in 2009, went a combined 9-8 with a 4.01 ERA in 21g (20 starts) with Triple-A Syracuse and Double-A Harrisburg...ranked among Nationals minor leaguers in wins (T6th) and ERA (7th)...worked scoreless appearances in 3 straight starts spanning 20.2 innings with Harrisburg, 7/27-8/8...in 2008, went a combined 5-3-1 with a 2.50 ERA in 25g (15 starts) at 3 levels in the Nationals' chain...in 2007, missed most of the year after "Tommy John" Surgery...in 2006, had season-ending "Tommy John" Surgery on 8/10 (Dr. James Andrews)...in 2005, represented Class-A Rome in the South Atlantic League All-Star Game as the South Division's starting pitcher...in 2004, with Class-A Danville, ranked among Appalachian League leaders in innings (4th, 64.1), wins (5th, 5) and strikeouts (5th, 54)...in 2003, in pro debut with the GCL Braves, led the GCL in shutouts (1), starts (12) and fewest walks per 9ip (1.2).

PERSONAL: Graduated from Gabriela Mistral HS (San Juan, PR).

PLAYERS

Yr	Club	W-L	ERA	G	GS	CG	SHO	SV	IP	H	R	ER	HR	BB	SO	WP	BK
03	GCL Braves - R	3-2	3.83	12	12	1	1	0	54.0	61	25	23	5	7	24	3	1
04	Danville - R	5-1	4.20	13	13	0	0	0	64.1	64	32	30	7	10	54	0	0
05	Rome - A	8-9	4.17	24	24	1	0	0	136.0	138	77	63	17	32	66	6	0
06	Myrtle Beach - A	6-7	4.50	19	18	2	0	0	116.0	134	63	58	16	27	45	4	0
07	GCL - R	0-0	6.75	1	0	0	0	0	1.1	1	1	1	0	1	2	1	0
08	Hagerstown - A	0-0	3.16	7	3	0	0	1	25.2	29	14	9	1	7	13	1	1
	Harrisburg - AA	0-1	1.50	2	1	0	0	0	6.0	6	3	1	0	2	3	0	0
	Potomac - A	5-2	2.32	15	11	0	0	0	62.0	50	21	16	5	14	39	0	1
09	Harrisburg - AA	7-8	4.16	21	20	0	0	0	114.2	143	58	53	12	27	61	1	0
	Syracuse - AAA	2-0	2.45	2	2	0	0	0	11.0	11	3	3	2	1	5	1	0
10	Syracuse - AAA	2-1	4.73	3	3	0	0	0	13.1	17	7	7	1	5	9	0	1
	Washington	6-7	5.15	16	16	0	0	0	85.2	96	56	49	11	32	40	1	1
11	Harrisburg - AA	0-1	13.5	2	2	0	0	0	6.0	12	9	9	0	3	3	1	0
	Minor League Totals	38-32	4.03	121	109	4	1	1	610.1	666	313	273	66	136	324	18	4
	Major League Totals	6-7	5.15	16	16	0	0	0	85.2	96	56	49	11	32	40	1	1

ANDREW BRACKMAN

PITCHER



BORN: 12/4/85
BIRTHPLACE: Cincinnati, OH
BATS/THROWS: R/R
HEIGHT: 6'10"
WEIGHT: 230
RESIDES: Cincinnati, OH
COLLEGE: North Carolina State

CAREER HIGHLIGHTS: Was the Yankees' No. 1 pick (30th overall) of the June 2007 first-year player draft...for Team USA in 2006 made 1 start and 1 relief appearance in the FISU World Championships in Havana, Cuba...was born in and grew up in Cincinnati, where he was a baseball and basketball star at Moeller High School.

2011 SEASON: Spent the minor league season with the Yankees' Class AAA affiliate in Scranton/Wilkes-Barre...as a September callup made his Major League debut with 3 scoreless apps for the Yankees, all in relief and all vs the Rays... was promoted on 9/6 and made his big league debut on 9/22 in the 15-8 loss at Yankee Stadium (1.1ip, 1h, 1bb)...also pitched at Tropicana Field in the Yankees' 5-2 loss on 9/26 (0.2ip, 1bb) and in the dramatic 12-inning, 8-7 loss on the final day of the regular season (0.1ip, 1bb)...for Scranton/Wilkes-Barre went 2-5, 6.52 in his 13 starts and 1-1-1, 5.15 in his 20 relief apps...earned his only professional save in S/WB's 11-2 win at Rochester on 8/21 (3ip, 1h, 0r, 0bb, 2k)... following the season became a free agent after the Yankees declined his 2012 contract option...on 1/4/12 was signed by the Reds to a 1-year Major League contract.

MINOR LEAGUES

2010: In 26 starts at Class A Tampa and Class AA Trenton combined to go 10-11, 3.90...ranked fifth among all Yankees minor leaguers in strikeouts (126)...on 6/14 vs Dunedin recorded a career-high 11 strikeouts (6ip)...was promoted on 6/25...in his only postseason start for Trenton allowed just 1 hit in 5.0 scoreless innings to win Game 1 of the Eastern League Championship Series...was promoted to the Yankees on 9/23 but did not appear in a game...following the season was named the Yankees' fifth-best prospect...his curveball was rated the best in the organization...**2009:** In his regular season professional debut made 19 starts and 10 relief apps at Class A Charleston...tied for the team lead in starts while ranking second on the staff in strikeouts (103) and third in innings pitched (106.2)...earned his first professional win on 5/21 vs Lexington...following the season was named the organization's 10th-best prospect by Baseball America...his fastball was rated the best in the organization...**2008:** Spent the season on the Yankees' 60-day disabled list recovering from 8/24/07 right elbow surgery...pitched for the Waikiki Beach Boys in the Hawaiian Winter League (8gs, 3-4, 5.56, 34ip, 31h, 24r, 21er, 25bb, 36k)...allowed 3 earned runs or fewer in 6 of his 8 starts there...following the winter league season was rated the third-best prospect in the Yankees' organization...**2007:** Signed his first professional contract on 8/15 and 9 days later had "Tommy John" surgery to repair the ulnar collateral ligament in his right elbow (Dr. James Andrews)...entering the June draft was rated the seventh-best prospect overall and the third-best college junior...his fastball was rated the best among all college pitchers eligible for the draft.

PERSONAL: Attended Moeller High School in Cincinnati, where he was a standout in both baseball and basketball... his 1.04 career high school ERA was the seventh-best in Ohio's history when he graduated...as a senior led Moeller to the state baseball championship (7-0, 0.60, 47.1ip, 83k)...was rated the 18th-best senior in America by Team One Baseball and was listed as the 2004 draft's fourth-best prospect in Ohio by Baseball America...also as a senior was The Associated Press' runner-up Mr. Basketball in Ohio, when he shared Division 1 Player of the Year honors after averaging 20.2 points and 6.5 rebounds per game and leading the conference in scoring and field-goal percentage (.654)...that season was rated the 42nd-best basketball prospect in the nation by Insiders.com and the 43rd-best basketball prospect by PrepStars...majored in communications at North Carolina State University, where in 27 career starts and 3 relief apps he went 11-7, 3.80 (149.1ip, 149k)...as a junior was a Baseball America pre-season All-American...as a sophomore made just 7 starts because of a stress fracture in his left hip...at NCSU was a college teammate of 2005 first-round pick Joey Devine...also played 2 seasons on the Wolfpack basketball team, averaging 7.6 points and 3.5 rebounds per game... before he joined Team USA in August 2006 for the FISU World Championships in Havana, Cuba, played for the Orleans Cardinals of the Cape Cod League (6g, 2gs, 1-0, 1.06)...was rated the second-best prospect in that league.

Yr	Club	W-L	ERA	G	GS	CG	SHO	SV	IP	H	R	ER	HR	BB	SO	WP	BK
09	Charleston - A	2-12	5.91	29	19	0	0	0	106.2	106	79	70	8	*76	103	*26	0
10	Tampa - A	5-4	5.10	12	12	0	0	0	60.0	67	38	34	5	9	56	6	0
	Trenton - AA	5-7	3.01	15	14	0	0	0	80.2	77	38	27	3	30	70	6	0
11	Scranton/W-B - AAA	3-6	6.00	33	13	0	0	1	96.0	82	65	64	10	75	75	*19	0
	New York (AL)	0-0	0.00	3	0	0	0	0	2.1	1	0	0	0	3	0	0	0
Major Totals		0-0	0.00	3	0	0	0	0	2.1	1	0	0	0	3	0	0	0
Minor Totals		15-29	5.11	89	58	0	0	1	343.1	332	220	195	26	190	304	57	0

* Led league

SCOTT CARROLL

PITCHER

BORN: 9/24/84
BIRTHPLACE: Kansas City, MO
BATS/THROWS: R/R
HEIGHT: 6'4"
WEIGHT: 215
RESIDES: Liberty, MO
COLLEGE: Missouri State University



DRAFT: Selected by Cincinnati in the third round (104th overall) of the 2007 First-Year Player Draft as compensation for the loss of Type A free agent Rich Aurilia.

CAREER NOTES: In 2011, was 1 of 6 players who spent the entire season at Class AAA Louisville (Danny Dorn, Jerry Gil, Michael Griffin, Corky Miller, Kristopher Negrón)... led the Bats' staff with a career-high 85 strikeouts... tied his career high with 7 wins... with 145.1 innings fell just 2.0 shy of his career high... finished the season on the Bats' disabled list with a strained left oblique muscle... threw a season-high 8.0 innings in win on 6/5 at Columbus (3h, 2er, 5bb, 2k)... in 2010, In 24 starts and 1 relief appearance at Class A Lynchburg and Class AA Carolina combined to finish 4-11, 3.36 with 2 complete games... ranked seventh among all Reds minor league pitchers in ERA... among Southern League leaders ranked ninth in ERA (3.68), T3rd in complete games (2) and fourth in fewest walks per 9 innings ratio (2.30)... overall, held opponents to a .259 batting average... his team scored 1 run or fewer in 6 of his 11 losses... allowed 1 run or fewer in 12 of his 25 apps overall... collected 14 quality starts... was invited to 2011 Major League spring training camp, his first big league camp... in 2009, in 8 starts and 1 relief appearance at Class A Sarasota and Class AA Carolina combined to finish 2-2, 3.38... from 4/9-5/31 was on Dayton's restricted list... joined Sarasota on 6/11... was promoted to Carolina on 7/22... on 8/1 went on Carolina's disabled list with a hip injury and didn't pitch again the rest of the season... in 2008, In 21 starts and 2 relief apps for Class A Dayton and Sarasota went 7-7, 3.60... began the season with the Dragons and over 3 starts from 4/21-5/4 threw 16.1 consecutive shutout innings... was promoted to Sarasota on 5/26... in his 12 starts for the SaraReds went 5-4, 2.80 and in his 2 relief apps there allowed 12 runs (9er)... over 3 starts from 7/14-7/25 threw 18.0 consecutive scoreless innings... overall allowed just 1 run over those 3 starts (22ip, 15h, 2bb, 19k)... was named Florida State League Pitcher of the Week for 7/14-7/20... finished the season on Sarasota's disabled list.

PERSONAL: Graduated from Liberty (MO) High School, where he played quarterback and pitcher... attended Purdue University, then transferred to Missouri State University and became the school's starting quarterback and a standout pitcher.

TWITTER: @Scotty_Carroll

PLAYERS

Yr	Club	W-L	ERA	G	GS	CG	SHO	SV	IP	H	R	ER	HR	BB	SO	WP	BK
07	Billings - R	0-1	2.93	6	5	0	0	0	15.1	14	8	5	0	5	15	2	3
08	Dayton - A	1-2	3.75	9	9	0	0	0	48.0	50	22	20	2	16	24	3	1
	Sarasota - A	6-5	3.51	14	12	0	0	0	82.0	90	38	32	2	21	58	5	0
09	Sarasota - A	2-2	2.68	7	6	0	0	0	40.1	40	18	12	5	6	14	1	0
	Carolina - AA	0-0	9.00	2	2	0	0	0	5.0	9	6	5	0	3	3	1	0
10	Lynchburg - A	1-2	2.10	5	4	0	0	0	30.0	24	8	7	4	7	13	1	0
	Carolina - AA	3-9	3.68	20	20	2	0	0	117.1	120	58	48	6	30	66	4	0
11	Louisville - AAA	7-8	5.39	25	25	0	0	0	145.1	186	92	87	12	47	85	2	3
	Minor Totals	20-29	4.02	88	83	2	0	0	483.1	533	250	216	31	135	278	19	7

JOSE CASTRO

INFIELDER

BORN: 11/5/86
BIRTHPLACE: Caguas, PR
BATS/THROWS: S/R
HEIGHT: 5'8"
WEIGHT: 171
RESIDES: Caguas, PR
COLLEGE: Miami-Dade Comm. College



DRAFT: Selected by the New York Mets in the 32nd round (959th overall) of the 2005 First-Year Player Draft.

OBTAINED: Acquired from New York (NL) along with OF Sean Henry in exchange for 1B/OF Jeff Conine on 8/20/07.

CAREER NOTES: In 2011, batted a combined .306 in 98g with Double-A Carolina and Triple-A Louisville...in 2010, batted .235 with 32 RBI and 24 runs in 113 games with Double-A Carolina...appeared in 53g at 2B, 45g at 3B and 14g at SS...in 2009, batted .270 with 1 HR and 29 RBI in 104 games with Double-A Carolina...appeared in 58 games as a second baseman, 27 games as a third baseman and 9 games as a shortstop...committed just 5 errors in 288 total chances (.983) and just 2 miscues in 211 total chances as a second baseman (.991)...following the season played for Caguas in the Puerto Rican League...in 2008, batted a combined .238 with 1 HR and 22 RBI with Double-A Chattanooga and Class-A Sarasota...while with Sarasota had a 14-game hitting streak from 6/12-6/29 (.298, 17-57)...following the season played for Caguas in the Puerto Rican League...in 2007, batted a combined .312 with 2 HR and 26 RBI in 90 games with Class-A St. Lucie and Double-A Chattanooga...had a 10-game hitting streak from 5/3-5/12 (17-41, .415)...batted .471 in June (33-70, 18g)...on 8/20 was traded along with OF Sean Henry to the Reds in exchange for 1B/OF Jeff Conine...was named to the Florida State League All-Star team and to the FSL Post-Season All-Star team...in 2006, batted .219 in 118 games with Class-A Hagerstown...in 2005, in his first professional season appeared in 8 games with Rookie Kingsport.


PERSONAL: Attended Miami-Dade Community College.

PLAYERS

Yr	Club	AVG	G	AB	R	H	2B	3B	HR	RBI	SH	SF	HB	BB	SO	SB	CS	E
2005	Kingsport-R	.286	8	14	1	4	0	0	0	1	0	0	1	2	1	0	1	1
2006	Hagerstown-A	.219	118	434	38	95	12	1	0	38	21	0	20	21	52	6	4	29
2007	St. Lucie-A	.318	77	308	47	98	12	1	2	25	13	1	11	11	21	7	10	17
	Chattanooga-AA	.278	13	54	5	15	2	1	0	1	1	0	2	2	8	1	0	1
2008	Chattanooga-AA	.235	24	68	6	16	4	1	0	7	4	0	1	4	4	0	1	5
	Sarasota-A	.238	91	357	31	85	12	3	1	15	4	0	8	9	31	2	3	20
2009	Carolina-AA	.270	104	333	30	90	13	2	1	29	8	3	3	11	30	2	4	5
2010	Carolina-AA	.235	113	357	24	84	13	0	0	32	11	4	7	14	39	1	0	13
2011	Carolina-AA	.316	78	231	25	73	11	0	0	26	4	3	10	5	15	0	1	5
	Louisville-AAA	.267	20	60	7	16	1	1	0	4	2	0	3	0	3	0	0	2
Minor League Totals - 7 yrs		.262	677	2332	229	610	83	12	5	188	73	11	72	85	213	21	24	98

AROLDIS CHAPMAN

PITCHER



BORN: 2/28/88
BIRTHPLACE: Holguin, Cuba
BATS/THROWS: L/L
HEIGHT: 6'4"
WEIGHT: 200
RESIDES: Davie, FL

OBTAINED: Signed as undrafted free agent in 2010.

CAREER HIGHLIGHTS: First name is pronounced ah-ROLL-dis...his fastball is rated by field managers as the best in the National League...according to published reports, on 12/20/08 threw a pitch that reached 102 miles per hour to break Maels Rodriguez' record for the fastest in Cuban baseball history...on 4/18/11 vs Pit hit 106mph on the Great American Ball Park scoreboard gun...was named the top lefthanded pitcher in the 2007 Baseball World Cup...pitched for Cuba in the 2009 World Baseball Classic...during his first 2 seasons in the Major Leagues, opponents hit just .158.

2011 SEASON: Among all National League rookies ranked T7th in apps, all in relief, in his first full season in the Major Leagues...from 5/16-6/23 was on the disabled list with left shoulder inflammation...from 5/23-6/21 made 9 rehab apps for Carolina and Louisville...in 38 apps after he came off the DL on 6/24 posted a 2.43era (37ip, 18h, 10er, 21bb, 56k)...began the season with 12 scoreless apps for the Reds (11.2ip) but allowed runs in each of 4 apps prior to his disabling (1.1ip, 2h, 10er, 12bb, 3k)...his season ERA excluding those 4 apps drops from 3.60 to 1.85 (48.2ip, 10er)...over 9 apps from 7/18-8/5 didn't allow a hit in 10.1 innings, the longest single-season hitless streak by a Reds reliever since Chuck McElroy's 11.1-inning hitless stretch from 4/25-5/17, 1994...during that stretch retired 30-31 batters (1bb, 17k), including a season-high streak of 17 straight snapped on 7/28 vs NYM when he walked Jose Reyes...earned his only Major League save in the 13-inning, 9-8 win on 7/6 at StL...had a team-best 4 pickoffs (Ari's Stephen Drew, Mil's Corey Hart twice, Bal's Mark Reynolds)...on 4/18 vs Pit hit 106mph on the GABP scoreboard gun...following the season made 2 relief apps in the Arizona Fall League (2.2ip, 1h, 1er, 2bb, 2k), then didn't pitch again the rest of the winter while recovering from general shoulder stiffness.

2010: Was 1 of 10 Reds players to make his Major League debut...began the season with Louisville, where he ranked fifth in the International League in strikeouts (125) and led the league in wild pitches (14)...in Baseball America's Best Tools issue, his fastball and breaking pitch were voted the best in the IL...made his first 13 apps for the Bats as a starter (5-5, 4.11) and his last 26 apps in relief (4-1, 2.40, 30ip, 17h, 12bb, 49k, converted 8-9 save ops, .156oba)...for Louisville, didn't allow a hit in his last 8 apps (8ip), in his last 20 apps posted a 0.83era (21.2ip, 2er) and in his last 13 apps opposing batters went 4-for-48 (.083, 13.1ip, 4bb, 25k)...in his final minor league appearance, on 8/27 vs Columbus, hit 105mph on the radar gun...on 8/31 was promoted and that night vs the Brewers made his Major League debut by throwing a perfect eighth inning with scoreboard pitch speeds of 98, 86, 102, 86, 100, 103, 101 and 98mph...struck out his first batter, Jonathan Lucroy, including one pitch clocked at 103.9mph...on 9/24 at SD threw all 25 pitches at least 100 miles per hour, with a high of 105 against Tony Gwynn Jr. and 3 others at 104...his pitch against Gwynn Jr. was the fastest ever recorded using the Pitch/FX system...for the season, 75 times reached at least 100mph on Pitch/FX...earned his first career victory in the 6-1 win on 9/1 vs Mil in just his second big league appearance...on 9/28 vs Hou threw a perfect ninth inning to earn the 3-2 win that clinched the NL Central Division title...in Game 2 of the National League Division Series at Phi suffered a blown save and the 7-4 loss after the Phillies scored 3 unearned runs in the seventh inning following 2 Reds errors...pitched a scoreless ninth inning in the 2-0 loss in Game 3.

CUBANS IN REDS HISTORY: In 2010, Chapman and countryman 1B Yonder Alonso became the 25th and 26th players from Cuba to appear in a Reds uniform...2 Cubans also have served on the Reds' coaching staff...IF Rafael Almeida (1911-13) and OF Amando Marsans (1911-14) were the first Cubans to play for Cin, both debuting in 1911...RHP Dolf Luque (1918-29) is considered the first Cuban star in the majors and is enshrined in the Reds Hall of Fame after playing 12 of his 20 big league seasons here (395g, 154-152, 3.09)...Cuba natives IF Leo Cardenas and 1B Tony Perez also are in the Reds Hall of Fame...Perez is the only player in the Baseball Hall of Fame in Cooperstown who was born in Cuba and played in the majors.

PERSONAL: Defected from Cuba in July 2009 before the start of the World Port Tournament in Rotterdam, Netherlands...established residence in the Principality of Andorra, making him a free agent eligible to be signed by any Major League team...at 181 square miles with an estimated population of 84,000, Andorra is the sixth-smallest nation in Europe...it is located in the eastern Pyrenees Mountains, bordered by Spain and France.

Yr	Club	W-L	ERA	G	GS	CG	SHO	SV	IP	H	R	ER	HR	BB	SO	WP	BK
10	Louisville - AAA	9-6	3.57	39	13	1	0	8	95.2	77	46	38	7	52	125	*14	0
	Cincinnati	2-2	2.03	15	0	0	0	0	13.1	9	4	3	0	5	19	2	0
11	Cincinnati	4-1	3.60	54	0	0	0	1	50.0	24	21	20	2	41	71	4	0
	#Louisville - AAA	0-1	11.12	4	1	0	0	0	5.2	9	7	7	0	2	9	2	1
	#Carolina - AA	1-1	6.14	5	2	0	0	0	7.1	5	5	5	1	6	11	2	0
	Major Totals	6-3	3.27	69	0	0	0	^1	63.1	33	25	23	2	46	90	6	0
	Minor Totals	10-8	4.14	48	16	1	0	8	108.2	91	58	50	8	60	145	18	1

Injury rehab, * Led International League, ^ Only Major League save on 7/6/11 at SIL (9-8 win, 13 innings)

PLAYERS

NICK CHRISTIANI

PITCHER



BORN: 7/17/87
BIRTHPLACE: Elizabeth, NJ
BATS/THROWS: R/R
HEIGHT: 6'0"
WEIGHT: 191
RESIDES: Linden, NJ
COLLEGE: Vanderbilt

DRAFT: Selected by Cincinnati in the 13th round (389th overall) of the 2009 First-Year Player Draft.

CAREER HIGHLIGHTS: As a senior at Seton Hall Preparatory School was named Gatorade's New Jersey High School Player of the Year.

PLAYERS

2011 SEASON: In 53 relief apps at Class AA Carolina and Class AAA Louisville combined to finish 4-3, 3.82 and converted 10-11 save opps...ranked T5th among all Reds minor leaguers in saves...began the season with the Mudcats, was promoted on 5/30...following the season played for Phoenix in the prestigious Arizona Fall League (12g, 0-1, 5.52, 14.2ip, 15h, 7bb, 10k, 3hr)...on 1/12/12 was invited to 2012 Major League spring training camp, his first.

SEASON HIGHLIGHTS

2010: In his first professional season went 2-3-5, 3.56 in 47 relief apps at Class A Dayton and Lynchburg and Class AA Carolina.

PERSONAL: Graduated from Seton Hall Preparatory School in West Orange, New Jersey, where he was named Gatorade's New Jersey High School Player of the Year following his senior season...attended Vanderbilt University.

Yr	Club	W-L	ERA	G	GS	CG	SHO	SV	IP	H	R	ER	HR	BB	SO	WP	BK
10	Dayton - A	1-0	3.86	7	0	0	0	1	14.0	12	6	6	1	2	12	0	0
	Carolina - AA	0-0	4.50	2	0	0	0	0	2.0	4	1	1	0	0	1	0	0
	Lynchburg - A	1-3	3.44	38	0	0	0	4	52.1	56	25	20	6	11	37	1	0
11	Carolina - AA	2-0	1.75	20	0	0	0	3	25.2	16	5	5	0	5	22	1	0
	Louisville - AAA	2-3	5.30	33	0	0	0	7	35.2	46	23	21	2	15	19	2	0
Minor Totals		6-6	3.68	100	0	0	0	15	129.2	134	60	53	9	33	91	4	0

MIKE COSTANZO

INFIELDER



BORN: 9/9/83
BIRTHPLACE: Springfield, PA
BATS/THROWS: L/R
HEIGHT: 6'2"
WEIGHT: 205
RESIDES: Glen Mills, PA
COLLEGE: Coastal Carolina

DRAFT: Selected by Philadelphia in the second round (65th overall) of the 2005 First-Year Player Draft.

OBTAINED: Purchased from the Atlantic League on 5/16/10.

CAREER NOTES: In 2011, batted a combined .250 with 13 HR and 62 RBI in 120g with Double-A Carolina and Triple-A Louisville...reached base safely in 25 straight games from 4/17-5/12 (.314)...in 2010, released by the Orioles on 4/2...signed with the Reds on 5/16...batted a combined .266 with 11 HR and 51 RBI in 94 games with Double-A Carolina and Triple-A Louisville...spent most of the season at Carolina where he was named a Southern League all-star...after his promotion to Louisville on 9/1, spent the rest of the season with the Bats (6g)... in 2009, batted a combined .202 in 82 games with Triple-A Norfolk and Double-A Bowie. in 2008, led the Tides in walks and finished third on the club in HR and RBI and fourth in slugging...in 2007, finished second in the Eastern League with 27 HR and third in runs scored (92)...batted .348 (49-141) with 9 HR and 31 RBI over his final 38g starting 7/25, raising his average 30 points...following the season played for the Peoria Saguaros in the prestigious Arizona Fall League where he was selected to participate in the AFL Rising Stars Showcase game...on 11/7 was acquired by the Astros from the Phillies along with OF Michael Bourn and RHP Geoff Geary in exchange for RHP Brad Lidge and IF Eric Bruntlett...on 12/12 was acquired by the Orioles from the Astros along with OF Luke Scott, RHP's Matt Albers and Dennis Sarfate and LHP Troy Patton in exchange for SS Miguel Tejada...in 2006, led Class-A Clearwater in HR, doubles and games played... homered in consecutive games for the first time in his career 4/21-4/22 and then in three consecutive games from 8/10-8/12...named to the Florida State League's mid-season and post-season all-star teams... in 2005, finished T4th in HR and at-bats and T7th in RBI in the New York-Penn League...led Batavia in slugging (.473), total bases (133) and games (73).

PERSONAL: Played collegiately at Coastal Carolina University.

PLAYERS

Yr	Club	AVG	G	AB	R	H	2B	3B	HR	RBI	SH	SF	HB	BB	SO	SB	CS	E
2005	Batavia-A	.274	73	281	47	77	17	3	11	50	0	4	3	35	89	0	1	21
2006	Clearwater-A	.258	135	504	72	130	33	1	14	81	2	2	11	74	133	3	2	25
2007	Reading-AA	.270	137	508	92	137	29	1	27	86	0	5	7	75	157	2	0	34
2008	Norfolk-AAA	.261	129	483	56	126	28	2	11	63	0	2	1	52	159	2	2	22
2009	Norfolk-AAA	.206	22	68	8	14	4	2	0	8	0	1	1	13	21	0	0	1
	Bowie-AA	.201	60	204	25	41	12	1	3	29	0	2	0	27	58	0	2	6
2010	Carolina-AA	.270	88	307	47	83	21	2	11	50	1	4	6	33	84	7	0	14
	Louisville-AAA	.167	6	12	2	2	1	0	0	1	0	0	0	3	5	0	0	0
2011	Carolina-AA	.271	73	255	43	69	18	5	8	36	0	3	0	33	68	2	3	9
	Louisville-AAA	.216	47	153	15	33	6	0	5	26	0	5	1	14	59	1	1	6
Minor League Totals - 7 yrs		.257	770	2775	407	712	169	17	90	430	3	28	30	359	833	17	11	138

DANNY DORN

OUTFIELDER

BORN: 7/20/84
BIRTHPLACE: San Dimas, CA
BATS/THROWS: L/L
HEIGHT: 6'2"
WEIGHT: 205
RESIDES: Diamond Bar, CA
COLLEGE: Cal State Fullerton



DRAFT: Selected by Cincinnati in the 32nd round (954th overall) of the 2006 First-Year Player Draft.

PLAYERS

CAREER NOTES: In 2011, at Class AAA Louisville led the Bats in in HR (18) and RBI (74) and produced a career-high 30 doubles...his 18 homers ranked fifth among all Reds minor league batters...made 89 apps at 1B and 31 apps in the OF...was 1 of only 3 players active on Louisville's roster all season (Jerry Gil, Kristopher Negrón)... on 6/5 at Columbus hit a grand slam, the fourth of his professional career... in 2010, was 1 of 6 players to spend the entire season with Class AAA Louisville (Jared Burton, Chad Reineke, Wilkin Castillo, Todd Frazier, Zack Cozart)...from 5/12-6/24 was on the Bats' disabled list with a broken left hand...on 5/4 at Buffalo tied career highs with 4 hits and 4 runs scored...on 9/2 and 9/3 at Indianapolis produced consecutive 4-RBI games...participated in his first Major League spring training camp...following the season played for Leones del Caracas in the Venezuelan Winter League...in 2009, spent the season at Louisville, where he batted .275 with 14hr and 47rbi in 112 apps... beginning 6/1 through the end of the season hit .322...belted 2 home runs on 5/11 vs Scranton/Wilkes-Barre...following the season played for Anzoategui of the Venezuelan Winter League (17g, .250, 1 double, 4hr, 9rbi)...in 2008, spent most of the season at Class AA Chattanooga, where he hit .277 with 21hr and 60rbi in 98 apps...ranked among Southern League leaders in home runs (3rd) and slugging (.539, 4th)...had four 2-homer games, including in back-to-back contests on 7/12 vs Huntsville and 7/16 at Mobile (also 6/6 at Tennessee, 8/6 vs Tennessee)...belted a grand slam on 7/1 vs West Tenn...spent 5g with Class A Sarasota, where he went 5-for-20 with a home run and 3rbi...overall his 22 homers ranked second among all Reds farmhands...led Reds minor leaguers with a .537 slugging percentage...was named Southern League Player of the Week for 8/18-8/24 (14-27, .519, 3hr, 4rbi)...in 2007, hit .287 with 20hr and 87rbi in 118g with Class A Sarasota and Class AA Chattanooga...ranked among organization leaders in home runs (T4th) and RBI (4th)...in 2006, spent his first professional season at Rookie Billings, where he batted .354 with 8hr and 40rbi in 60g...led the Pioneer League in batting and slugging percentage (.573) and ranked second in on-base percentage (.457)...twice named Pioneer League Player of the Week (7/24-7/30, 8/28-9/4)...was named the organization's Minor League Player of the Month for August (.326, 6hr, 27rbi, 23bb, 27g)...from 8/27-8/30, in the 4-game series at Ogden went 6-for-12 (.500) with 4 homers, a grand slam, 7 runs and 11rbi...was 1 of 3 Reds minor leaguers to win his league's batting crown (Norris Hopper, .347, International League; Joey Votto, .319, Southern League).

PERSONAL: Graduated from Diamond Bar High School...attended Cal State Fullerton, where he played baseball for 4 years with Justin Turner.

Yr	Club	AVG	G	AB	R	H	2B	3B	HR	RBI	SH	SF	HB	BB	SO	SB	CS	E
06	Billings - R	.354	60	206	48	73	17	2	8	40	2	1	4	36	36	3	0	1
07	Sarasota - A	.281	92	338	49	95	21	1	12	66	0	5	12	32	69	3	1	1
	Chattanooga - AA	.311	26	90	20	28	6	1	8	21	0	1	3	15	23	1	0	0
08	Chattanooga - AA	.277	98	336	64	93	21	2	21	60	1	2	7	42	84	1	0	2
	Sarasota - A	.250	5	20	3	5	2	0	1	3	0	0	0	1	8	0	0	0
09	Louisville - AAA	.275	112	357	45	98	21	1	14	47	1	3	5	30	78	2	1	6
10	Louisville - AAA	.302	84	275	50	83	24	2	13	46	0	0	6	38	81	0	0	2
11	Louisville - AAA	.248	124	448	52	111	30	1	18	74	0	4	6	36	133	2	0	3
	Minor Totals	.283	601	2070	331	586	142	10	95	357	4	16	43	230	512	12	2	15

BRIAN ESPOSITO

CATCHER



BORN: 2/24/79
BIRTHPLACE: Staten Island, NY
BATS/THROWS: R/R
HEIGHT: 6'1"
WEIGHT: 210
RESIDES: Staten Island, NY
COLLEGE: Connecticut

DRAFT: Selected by Boston in the fifth round (152nd overall) of the 2000 First-Year Player Draft.

ACQUIRED: Signed by the Reds to a minor league contract, December 22, 2011.

CAREER HIGHLIGHTS: Has played 12 professional seasons for 6 organizations (Bos, Ana, Tex, StL, Col, Hou)...primarily a catcher, also has made 18 career apps as a pitcher, including his first 13 apps of the season for Class A Augusta in 2003 before he moved back to the field.

2010: Made both of his apps for the Astros vs the Reds, on 9/18 at Minute Maid Park (0-2) and on 9/30 at Great American Ball Park (0-1).

2007: For the Cardinals made his Major League debut and his only appearance of the season as a defensive replacement on 6/2 at Hou...caught 1.0 inning...was on StL's roster from 5/30-6/7, while C Yadier Molina was on the disabled list.

PERSONAL: Went to high school at Staten Island Tech and played at the University of Connecticut, where in 1999 he was voted the team's Most Valuable Player and Unsung Hero.

PLAYERS

Yr	Club	W-L	ERA	G	GS	CG	SHO	SV	IP	H	R	ER	HR	BB	SO	WP	BK
03	Augusta - A	1-2	5.33	13	0	0	0	0	25.1	27	22	15	1	13	11	1	0
08	Tulsa - AA	0-1	9.00	1	0	0	0	0	4.0	7	4	4	0	3	0	1	0
09	Round Rock - AAA	0-0	0.00	1	0	0	0	0	1.0	2	0	0	0	1	0	0	0
10	Round Rock - AAA	0-0	0.00	1	0	0	0	0	1.0	1	0	0	0	0	0	0	0
11	Oklahoma City - AAA	0-0	0.00	2	0	0	0	0	2.0	0	0	0	0	0	2	0	0
Minor Totals		1-3	5.13	18	0	0	0	0	33.1	37	26	19	1	17	13	2	0

Yr	Club	AVG	G	AB	R	H	2B	3B	HR	RBI	SH	SF	HB	BB	SO	SB	CS	E
00	Lowell - A	.240	42	154	15	37	9	1	3	20	1	2	1	11	31	0	1	8
01	Augusta - A	.190	90	311	21	59	13	0	3	30	2	5	2	13	81	0	0	14
02	Augusta - A	.253	40	154	20	39	5	0	5	15	2	0	5	7	32	0	0	7
	Sarasota - A	.162	31	99	8	16	5	0	2	7	1	1	1	5	20	0	0	6
03	Sarasota - A	.000	2	7	0	0	0	0	0	0	0	0	0	0	0	0	0	1
	Provo - R	.091	3	11	0	1	0	0	0	0	0	0	0	0	4	0	0	1
	R. Cucamonga - A	.344	9	32	2	11	2	0	0	2	1	0	0	0	5	0	0	0
04	Oklahoma - AAA	.000	1	4	0	0	0	0	0	1	0	0	0	0	1	0	0	0
	Stockton - A	.256	22	78	10	20	2	1	5	13	0	0	0	6	17	1	0	1
	Frisco - AAA	.207	31	92	11	19	4	0	1	11	2	3	0	4	27	0	1	3
05	Frisco - AAA	.228	38	136	12	31	7	0	0	5	2	0	2	7	33	1	0	7
	Oklahoma - AAA	.407	8	27	6	11	1	0	0	4	0	0	1	1	6	0	0	1
06	Memphis - AAA	.234	55	175	13	41	9	0	2	12	4	0	4	3	32	0	1	7
07	Memphis - AAA	.178	77	242	11	43	6	0	4	16	0	0	1	11	52	0	2	6
	St. Louis	.000	1	0	0	0	0	0	0	0	0	0	0	0	0	0	0	0
08	Tulsa - AA	.206	68	247	27	51	2	1	5	26	5	2	4	8	46	4	1	3
09	Corpus Christi - AA	.209	49	172	16	36	5	1	3	22	3	0	4	5	27	0	0	4
	Round Rock - AAA	.318	31	88	7	28	4	0	2	16	0	1	2	4	14	0	0	3
10	Corpus Christi - AA	.130	14	46	2	6	2	1	0	0	2	0	0	0	9	0	0	2
	Round Rock - AAA	.225	45	151	11	34	5	0	2	18	3	1	3	5	31	0	0	2
	Houston	.000	2	3	0	0	0	0	0	0	0	0	0	0	1	0	0	0
11	Corpus Christi - AA	.155	38	116	5	18	4	0	0	7	5	0	0	5	29	1	1	2
	Oklahoma City - AAA	.317	16	41	5	13	2	0	1	4	0	0	0	1	5	0	0	1
Major Totals		.000	3	3	0	0	0	0	0	0	0	0	0	0	1	0	0	0
Minor Totals		.216	710	2383	202	514	87	5	38	229	33	15	30	96	502	7	7	79

CARLOS FISHER

PITCHER



BORN: 2/22/83
BIRTHPLACE: Duarte, CA
BATS/THROWS: L/R
HEIGHT: 6'4"
WEIGHT: 222
RESIDES: Duarte, CA
COLLEGE: Lewis & Clark State College

DRAFT: Selected by Cincinnati in the 11th round of the 2005 First-Year Player Draft.

CAREER HIGHLIGHTS: In 2007 was both a Florida State League and Southern League All-Star...was the organization's Minor League Pitcher of the Month for August 2006 and May 2007...was Florida State League Pitcher of the Week for 4/5-4/15, 2007...was Southern League Pitcher of the Week for 7/16-7/22...was Midwest League Pitcher of the Week for 4/17-4/23, 2006...was named Pioneer League Pitcher of the Week for 6/21-6/26, 2005.

2011 SEASON: Spent most of the season at Louisville...made 17 apps during 4 stints with the Reds (4/23-5/7, 5/24-6/25, 7/7-7/9, 9/1-remainder of the season)...in 3 straight apps from 5/25-6/4 suffered the loss in each of the Reds' 3 extra-inning games...was recalled from Louisville on 5/24, after starter Bronson Arroyo threw 2.2 innings the night before at Phi...on 5/25 at Phi entered the 19-inning loss in the 14th and finished with a career-high 5.2 innings (95 pitches), the longest relief outing by a Reds pitcher since Micah Owings threw 5.2ip on 5/16/09 at SD and the longest by a Reds reliever in 2011...3 days later suffered the 12-inning loss at Atl...on 6/4 vs LAD suffered the 11-inning, 11-8 loss after the Reds failed to hold a 7-2 lead...following the season pitched for Caribes in the Venezuelan Winter League (10g, 0-0-0, 3.52, 7.2ip, 9h, 5bb, 7k, 0hr).

2010: Made 18 relief apps during 4 stints with the Reds...from 4/22-5/31 posted a 9.82era in 11 apps, from 7/21-8/1 made 2 scoreless apps, from 8/7-8/18 made 1 scoreless appearance and beginning 9/1 through the end of the season posted a 5.40era in 4 apps...on 5/18 vs Mil threw 1.1 scoreless innings to earn the 5-4 Reds win...in the 7-1 loss on 7/22 vs Wsh tied his career high with 4 strikeouts in a season-high 3.2 innings (1h)...in the 7-3 loss on 8/9 vs StL established a new career high with 5 strikeouts over 3.1 innings (2h)...made 30 relief apps for Louisville...on 6/5 vs Pawtucket allowed 3er in 0.2ip...his ERA for the Bats in his other 29 apps was 0.76.

2009: Was 1 of 8 Reds players to make his Major League debut...11 times threw at least 2.0 innings and 16 times threw more than 1.0 inning...began the season at Louisville and went 2-0-2, 2.00 in 13 apps before he was promoted on 5/22 as 1 of 4 roster moves that day...posted a 4.05era in 34 apps for the Reds before he was optioned to Sarasota between games of the day/night DH on 8/31 vs Pit...returned to the Reds as a September callup and in 5 apps the rest of the season posted a 7.50era...in the 11-inning, 4-3 win on 5/24 vs Cle became the first Reds reliever to win his Major League debut since Hector Carrasco on 4/4/94 at StL...struck out his first big league batter (Kelly Shoppach)...in the 11-4 loss on 8/29 vs LAD allowed 5 earned runs without retiring any of 5 batters, raising his ERA from 2.96 to 3.94...his ERA in his other 38 apps of the season was 3.61...on 8/12 at StL, replaced injured starter Homer Bailey after 3 batters and threw a career-high 4.1 innings...in his outing on 6/7 vs the Cubs faced 4 batters but recorded 5 outs (K/CS, K, K, K).

MINOR LEAGUES

2008: In 50 relief apps at Class AA Chattanooga and Class AAA Louisville combined to finish 6-5, 3.04 with 8 saves...was promoted to Louisville on 7/19...while with the Lookouts produced a win or save in 8 consecutive apps from 5/30-7/4...following the season played for Peoria in the prestigious Arizona Fall League, where he was invited to participate in the Rising Stars Game...posted 3 saves in 10 relief apps for Peoria (0-1, 10.80, 10ip, 14h, 9bb, 10k)...on 11/20 was added to the 40-man roster...**2007:** In 28 starts at Class A Sarasota and Class AA Chattanooga combined to finish 9-10, 3.73...among all Reds farmhands ranked T3rd in strikeouts (135) and 10th in ERA...allowed 2 runs or fewer in 18 of his 28 starts...was both a Florida State League and Southern League All-Star...was the organization's Minor League Pitcher of the Month for May (7gs, 2-1, 1.47)...was Florida State League Pitcher of the Week for 4/5-4/15 (2-0, 0.00, 13ip, 0r) and Southern League Pitcher of the Week for 7/16-7/22...on 5/11 was promoted to Chattanooga...**2006:** At Class A Dayton ranked among Midwest League leaders in victories (12, 5th) and ERA (2.76, 8th)...ranked among the organizational leaders in ERA (3rd), wins (3rd) and strikeouts (122, 5th)...was Midwest League Pitcher of the Week for 4/17-4/23...from 4/18-5/6 threw 22.2 consecutive scoreless innings...allowed 2 earned runs or fewer in 19 of his 27 starts...was the organization's Minor League Pitcher of the Month for August (6gs, 4-0, 1.73)...**2005:** In his first professional season, at rookie Billings posted a 3.00era in 8 starts and a 6.62era in 7 relief apps...was named Pioneer League Pitcher of the Week for 6/21-6/26.

PERSONAL: In 2001 graduated from Duarte (CA) High School...attended Citrus Community College in Glendale, California and Lewis and Clark State College in Lewiston, Idaho.

Yr	Club	W-L	ERA	G	GS	CG	SHO	SV	IP	H	R	ER	HR	BB	SO	WP	BK
05	Billings - R	4-4	4.19	15	8	0	0	1	53.2	56	30	25	3	19	45	3	0
06	Dayton - A	12-5	2.76	27	27	0	0	0	150.0	133	53	46	5	38	122	6	0
07	Sarasota - A	4-1	2.20	7	7	0	0	0	41.0	34	12	10	1	7	41	0	0
	Chattanooga - AA	5-9	4.29	21	21	0	0	0	113.1	127	61	54	11	42	94	8	0
08	Chattanooga - AA	1-5	3.73	36	0	0	0	8	50.2	52	28	21	3	20	46	6	0
	Louisville - AAA	5-0	1.04	14	0	0	0	0	17.1	14	2	2	0	9	21	0	0
09	Louisville - AAA	2-0	2.00	13	0	0	0	2	18.0	11	4	4	0	4	21	2	0
	Cincinnati	1-1	4.47	39	0	0	0	0	52.1	50	26	26	4	31	48	6	0
	Sarasota - A	0-0	0.00	2	0	0	0	0	2.0	1	0	0	0	2	2	0	0
10	Louisville - AAA	1-1	2.23	30	0	0	0	4	36.1	23	10	9	4	8	38	1	1
	Cincinnati	1-1	5.64	18	0	0	0	0	22.1	22	14	14	1	13	21	2	0
11	Louisville - AAA	4-1	3.35	32	0	0	0	6	40.1	31	17	15	4	18	40	2	0
	Cincinnati	0-3	4.50	17	0	0	0	0	24.0	25	15	12	3	11	17	1	0
Major Totals		2-5	4.74	74	0	0	0	0	98.2	97	55	52	8	55	86	9	0
Minor Totals		38-26	3.20	197	63	0	0	21	522.2	482	217	186	31	167	470	28	1

JEFFERY FRANCIS

PITCHER



BORN: 1/8/81
BIRTHPLACE: Vancouver, Canada
BATS/THROWS: L/L
HEIGHT: 6'5"
WEIGHT: 220
RESIDES: Denver, CO
COLLEGE: Univ. of British Columbia

DRAFT: Selected by Colorado in the first round (9th overall) in the 2002 First-Year Player Draft.

OBTAINED: Signed as a free agent on 1/26/12.

CAREER HIGHLIGHTS: In 2004 was Baseball America's Minor League Player of the Year and USA Today's Minor League Player of the Year...joined Andruw Jones (1995-96), Rick Ankiel (1999) and Josh Beckett (2001) as the only players named player of the year by both publications...was the starting pitcher for the World Team in the 2004 XM All-Star Futures Game...pitched for Canada in the 2006 World Baseball Classic...led the Rockies in wins in 2005, 2006 and 2007...as the ninth selection in the 2002 first-year player draft was the second-highest Canadian draftee in history (Adam Loewen, selected fifth in 2002).

2011 SEASON: Led the Royals with 16 quality starts...his 31 starts and 183.0 innings were his highest totals since 2007...issued just 39 walks, fourth-fewest among all Major League pitchers in 2011 and fourth-fewest ever by a Royals pitcher with at least 180ip.

2010: Returned from 2/25/09 left shoulder surgery to make 19 starts for the Rockies...made his season debut on 5/16 vs Wsh (7ip, 7h, 1r)...missed time in August and September with left shoulder soreness.

2007: Led the Rockies to the National League pennant with 17 wins, tying the club's single-season record...ranked among the National League leaders in wins (4th), innings pitched (215.1ip, 6th) and starts (34, T2nd)...started Game 1 in each of the 3 playoff rounds and became only the second Canadian-born pitcher ever to start a World Series game (Reggie Cleveland for Bos vs Cin in 1975)...from 4/10-4/15 served a 5-game suspension stemming from a spring training incident in which he threw behind SD's Kevin Kouzmanoff.

2005: Led all Major League rookies in victories (14) and paced NL rookies in starts (33), innings pitched (183.2), strikeouts (128) and winning percent (.538)...on 4/8 at SF singled off Noah Lowry for his first career hit.

2004: Was promoted on 8/25 and made his Major League debut that night at Atl...when promoted was leading all minor league pitchers in both wins and strikeouts...while at Tulsa began the season 10-0 to extend his winning streak to 16 games dating back to 2003.

MINOR LEAGUES

2003: At Class A Visalia ranked among the California League leaders in strikeouts (153, 2nd), innings (160.2, 3rd), wins (12, T4th) and ERA (3.47, 6th)...recorded a no-hitter on 7/6 vs Modesto.

PERSONAL: Graduated from North Delta High School in British Columbia, Canada...majored in physics and played baseball at the University of British Columbia, where he set school records in apps (44), starts (42), wins (25), ERA (2.36), complete games (13), shutouts (7) and opponents' BA (.203)...had 298 strikeouts and just 52 walks 251.1 innings...was an NAIA All-American as a junior in 2001 and UBC's Male Athlete of the Year in 2002...was given the nickname "Boomer" by his grandfather after Montreal Canadiens legend Bernie "Boom Boom" Geoffrion.

Yr	Club	W-L	ERA	G	GS	CG	SHO	SV	IP	H	R	ER	HR	BB	SO	WP	BK
02	Tri-City - A	0-0	0.00	4	3	0	0	0	10.2	5	0	0	0	4	16	0	0
	Asheville - A	0-0	1.80	4	4	0	0	0	20.0	16	6	4	2	4	23	0	0
03	Visalia - A	12-9	3.47	27	27	2	*2	0	160.2	135	66	62	8	45	153	6	0
04	Tulsa - AA	13-1	*1.98	17	17	1	1	0	113.2	73	26	25	9	22	147	2	0
	Colorado Springs - AAA	3-2	2.85	7	7	0	0	0	41.0	35	16	13	3	7	49	2	0
	Colorado	3-2	5.15	7	7	0	0	0	36.2	42	22	21	8	13	32	2	0
05	Colorado	14-12	5.68	33	33	0	0	0	183.2	228	119	116	26	70	128	2	0
06	Colorado	13-11	4.16	32	32	1	1	0	199.0	187	101	92	18	69	117	0	0
07	Colorado	17-9	4.22	34	34	1	1	0	215.1	234	103	101	25	63	165	1	1
08	#Tulsa - AA	1-0	0.63	3	3	0	0	0	14.1	12	1	1	0	2	19	2	0
	Colorado	4-10	5.01	24	24	0	0	0	143.2	164	84	80	21	49	94	0	0
09	Colorado								Injured, Did Not Pitch								
10	#Tulsa - AA	0-0	1.54	2	2	0	0	0	11.2	11	2	2	1	2	5	0	0
	#Col. Springs - AAA	0-0	0.00	1	1	0	0	0	3.0	1	0	0	0	1	3	0	0
	Colorado	4-6	5.00	20	19	0	0	0	104.1	119	61	58	11	23	67	1	0
11	Kansas City	6-16	4.82	31	31	1	0	0	183.0	224	102	98	19	39	91	5	1
Major Totals		61-66	4.78	181	180	3	2	0	1065.2	1198	592	566	128	326	694	11	2
AL Totals		6-16	4.82	31	31	1	0	0	183.0	224	102	98	19	39	91	5	1
NL Totals		55-50	4.77	150	149	2	2	0	882.2	974	490	468	109	287	603	6	1
Minor Totals		29-12	2.57	65	64	3	3	0	375.0	288	117	107	23	87	415	12	0

Injury rehab, * Led league

JUAN FRANCISCO

INFIELDER



BORN: 6/24/87
BIRTHPLACE: Bonao, DR
BATS/THROWS: L/R
HEIGHT: 6'2"
WEIGHT: 243
RESIDES: Santo Domingo, DR

OBTAINED: Signed as a non-drafted free agent 5/6/04.

CAREER HIGHLIGHTS: In 2008 and 2009 was the organization's Minor League Hitter of the Year... was the organization's Minor League Player of the Month for July 2010...was the International League's Batter of the Week for 5/3-5/9, 2010 and 8/15-8/21, 2011...following the 2009 season, while playing for Cibao was named the Dominican Winter League's Most Valuable Player after hitting .302 with 11hr and 42rbi for the league runner-up...following the 2008 season, while playing for Cibao was the DWL's Rookie of the Year after hitting 12 homers to establish a Dominican Winter League regular season record for lefthanded batters...played for the World Team in the 2008 XMAI-All-Star Futures Game at Yankee Stadium...was the organization's Minor League Player of the Month for August 2008...in 2008 was a mid-season and post-season Florida State League All-Star...in 2007 was a mid-season and post-season Midwest League All-Star...was Midwest League Player of the Week for 8/13-8/19, 2007...on 9/12/11 off Chi's Rodrigo Lopez hit a 502-foot HR out of Great American Ball Park that landed on Mehring Way's south sidewalk...was the first homer to clear the sun/moon deck in right field and the second-longest homer on record at GABP (Adam Dunn, 535 feet, 8/10/04 off LAD's Jose Lima).

2011 SEASON: Spent most of the season at Louisville...made all 20 starts for the Reds at 3B...began the season in Cin and hit .211 in 9 apps and 3 starts at 3B before he went on the disabled list on 4/18 with a strained left calf...on 5/17 was reinstated from the DL and optioned to Louisville, where he spent the rest of the minor league season...rejoined the Reds as a September callup and in 22 apps and 17 starts the rest of the season hit .270 (3hr, 13rbi)...from 7/6-8/4 was on Louisville's disabled list with a torn meniscus in his right knee that required surgery on 7/8 (Dr. Timothy Kremchek)...in the 11-8 win on 9/2 at STL produced a career-high 5rbi...collected a career-high 4 hits in the 3-2 win on 9/4 at STL, including the game-winning RBI-single in the 10th inning off Fernando Salas...on 9/10 at Col snapped a career-high 0-for-12 skid with a homer off Alex White...on 9/12 off Chi's Rodrigo Lopez hit a 502-foot HR out of Great American Ball Park that landed on Mehring Way's south sidewalk...was the first homer to clear the sun/moon deck in right field and the second-longest homer on record at GABP (Adam Dunn, 535 feet, 8/10/04 off LAD's Jose Lima)...on 9/14 vs Chi recorded his first career stolen base...in the 13th inning of the 5-4 win on 9/27 at NYM hit his first career triple and then scored the go-ahead run on Drew Stubbs' suicide squeeze bunt...International League field managers rated his throwing arm the best among league infielders...was International League Batter of the Week for 8/15-8/21 (.324, 500, 3hr, 10rbi, .520obp, .958slg)...for Louisville, began the season with a 17-game hitting streak...homered twice on 6/21 vs Pawtucket...in spring training led the Reds with 6 doubles, tied Joey Votto for the team lead with 14rbi and finished the spring with an 8-game hitting streak (13-27, .481, 4 2b, 2hr, 8rbi)...made 1 spring start at 1B and another appearance in LF...entered the season rated the seventh-best prospect in the organization, the best power hitter and the infielder with the best throwing arm...played for Tigres del Licey in the Dominican Winter League (.46g, .300, 7 2b, 2 3b, 5hr, 26rbi).

2010: Spent most of the season at Louisville, where he played 3B (.62g), OF (.5g) and 1B (.3g)...made 36 apps, including 6 starts at 3B, during 3 stints with the Reds...from 5/11-6/13 was on Louisville's disabled list following an emergency appendectomy on 5/10 (Dr. John Walker)...was the organization's Minor League Player of the Month for July (.27g, .302, 5 2b, 2 3b, 11hr, 28rbi, 1sb)...began the season with the Reds and appeared in 3g, including a start on 4/10 vs Chi, before he was optioned to Louisville on 4/11, when RHP Mike Leake joined the starting pitching rotation...was promoted on 8/3, when Orlando Cabrera went on the disabled list, and from 8/3-8/14 hit .375 in 9 more apps before he returned to Louisville when Homer Bailey came off the DL...was promoted again on 8/27, when Leake went on the DL, and spent the rest of the season with Cin...on 8/30 vs Mil hit his second career pinch-hit HR (solo off Mike McClendon)...in the 6-run sixth inning on 9/26 at SD pinch hit, walked and then struck out when his spot came around again in the same frame...from 5/3-5/9 was Batter of the Week after leading the International League in hitting (.583), hits (14), doubles (5), extra-base hits (8), RBI (14), slugging percentage (.125) and on-base percentage (.630)...for the Bats from 5/2-6/21 produced a 14-game hitting streak (.464, 3hr, 18rbi)...made his only appearance of the National League Division Series vs Phi in Game 1, pinch hit and grounded out...following the season played for Gigantes del Cibao in the Dominican Winter League (.39g, .322, 12 2b, 8hr, 30rbi).

2009: For the second straight season was named the organization's Minor League Hitter of the Year...in 131 apps at Carolina and Louisville hit .295 (31 2b, 27hr, 93rbi, 6sb)...led all Reds minor leaguers in home runs and ranked fifth in hitting...at Carolina was a Southern League mid- and post-season All-Star and SL Player of the Week for 8/3-8/9...among SL leaders ranked third in HR (22) and slugging percentage (.501) and 15th in RBI (74)...hit .359 in 22g at Louisville (5hr, 19rbi)...was the organization's Hitter of the Month for August (.29g at Carolina/Louisville, .381, 10 2b, 1 3b, 8hr, 27rbi)...made 14 apps and 3 starts for Cin...was recalled on 9/14...that night vs Hou made his Major League debut as a pinch hitter and struck out vs Sammy Gervacio...on 9/18 vs Fla produced his first career hit and RBI, a pinch-hit solo HR off Leo Nunez...was his third career plate appearance...on 9/25 and 9/26 at Hou started at 3B in place of the injured Scott Rolan and went 5-for-10 with 3rbi and 2 runs scored...was rated by Baseball America as the organization's best power hitter and the player with the best infield arm...while playing for Cibao was the Dominican Winter League's Most Valuable Player (.46g, .302, 11 2b, 2 3b, 11hr, 42rbi)...in 22 post-season apps produced another 3hr and 18rbi.

MINOR LEAGUES

2008: Was the organization's Minor League Hitter of the Year...spent the season at Class A Sarasota, where he was a mid-season and post-season Florida State League All-Star...led all Reds minor leaguers in HR (23) and RBI (92)...led the Florida State League in extra-base hits (62) and ranked among FSL leaders in RBI (2nd), hits (143, T2nd), doubles (34, T3rd), HR (4th) and slugging percentage (.496, 4th)...in Baseball America's Best Tools issue was rated the best power hitter and best defensive third baseman in the Florida State League...played for the World Team in the 2008 XMAI-All-Star Futures Game at Yankee Stadium...was the organization's Minor League Player of the Month for August (.286, 8hr, 20rbi)...following the season played for Cibao in the Dominican Winter League (.40g, .360, 12hr, 37rbi) and established a DWL regular season record for home runs by a lefthanded batter with 12...shattered the mark held by Rafael Batista, who hit 8 homers during the 1974-75 DWL regular season...including the playoffs, in 62 apps and 246 at bats for Cibao hit .350 with 14 doubles, 2 triples, 18hr, 55rbi and 52 runs scored...was the DWL's Rookie of the Year...**2007:** At Class A Dayton was a mid-season and post-season Midwest League All-Star...led the league in home runs (25)...finished among the ML's leaders in HR/AB ratio (1/21.36, 2nd), total bases (247, 2nd), at-bats (534, 2nd), games (135, 2nd), hits (143, 3rd), RBI (4th) and extra-base hits (50, 5th)...ranked second among all Reds minor leaguers in home runs and RBI...was the East Division's starting third baseman in the Midwest League All-Star Game...was ML Player of the Week for 8/13-8/19 (.370, 4hr, 1rbi)...on 8/19 vs Lansing had 3 homers and 7rbi...in November was named by Baseball America the eighth-best prospect in the Reds organization...that publication rated him as having "the system's best infield arm" and "raw power that compares with that of Jay Bruce and Joey Votto"...following the season played for Cibao in the Dominican League...**2006:** Ranked among Gulf Coast League leaders in doubles (14, 3rd) and RBI (30, 5th)...**2005:** In his first pro season made 49 apps with the rookie DSL Reds.

Yr	Club	AVG	G	AB	R	H	2B	3B	HR	RBI	SH	SF	HB	BB	SO	SB	CS	E
05	DSL Reds - R	.228	49	158	7	36	10	1	4	20	3	1	1	14	26	2	5	8
06	Sarasota - R	.280	45	182	24	51	14	0	3	30	0	1	1	6	35	2	0	14
	Billings - R	.333	9	36	6	12	3	0	0	2	0	0	0	0	8	2	1	1
07	Dayton - A	.268	135	534	69	143	21	4	*25	90	0	2	3	23	161	12	6	23
08	Sarasota - A	.277	127	516	71	143	34	5	23	92	0	4	2	19	123	1	2	17
09	Carolina - AA	.281	109	437	64	123	26	2	22	74	0	3	4	20	91	6	2	35
	Louisville - AAA	.359	22	92	17	33	5	1	5	19	0	2	1	4	24	0	0	4
	Cincinnati	.429	14	21	4	9	1	0	1	7	0	0	1	3	7	0	0	1
10	Louisville - AAA	.286	77	308	46	88	24	4	18	59	0	2	3	16	81	1	0	13
	Cincinnati	.273	36	55	3	15	3	0	1	7	0	0	0	4	20	0	1	1
11	Cincinnati	.258	31	93	10	24	7	1	3	15	0	0	0	4	24	1	0	2
	Louisville - AAA	.307	74	300	46	92	23	1	15	50	0	1	3	10	65	0	0	7
	#AZL Reds - R	.500	5	18	3	9	3	0	1	3	0	0	0	1	3	0	0	1
Major Totals		.284	81	169	17	48	11	1	5	29	0	0	1	11	51	1	1	4
Minor Totals		.284	652	2581	353	730	163	18	116	439	3	16	18	113	617	26	16	123

* Led Midwest League

TODD FRAZIER

IF/OF

BORN: 2/12/86

BIRTHPLACE: Toms River, NJ

BATS/THROWS: L/L

HEIGHT: 6'3"

WEIGHT: 217

RESIDES: Toms River, NJ

COLLEGE: Rutgers



PLAYERS

DRAFT: Selected by Cincinnati in the supplemental first round (34th overall) of the 2007 First-Year Player Draft as compensation for the loss of Type A free agent Rich Aurilia.

CAREER HIGHLIGHTS: Is rated the seventh-best prospect in the organization...following the 2010 minor league season played for Team USA in the COPABE Pan American Games qualifying tournament in San Juan, Puerto Rico...in 2009 was a Baseball America Class AA All-Star...was a supplemental first-round pick by the Reds (34th overall) in the June 2007 first-year player draft...was compensation for Type A free agent Rich Aurilia, who signed with the Giants...in 2009 was a Southern League All-Star...in 2008 was a Baseball America high Class A All-Star and twice was named Florida State League Player of the Week (8/18-8/24, 5/12-5/18)...in 2007 was a Baseball America rookie All-Star and an honorable mention selection on the Pioneer League All-Star team...in 2009 and 2010 was a non-roster invitee to Major League spring training camp.

2011 SEASON: In his Major League debut made 41 apps and 27 starts during 2 stints with the Reds...among all National League rookies ranked T8th in homers...as one of the club's most versatile players appeared in games at 1B (1g, 1gs, 7/25 vs NYM), 2B (2g), 3B (27g, 24gs), SS (2g) and LF (4gs, 2gs)...had 6 hits in his last 15 at bats of the season (.400)...was recalled from Louisville on 7/22 to fill the roster spot of disabled 3B Scott Rolen...began the season with the Bats and hit .293 in 44 apps before he was recalled on 5/23 as part of 4 transactions that day...that night at Phi made his Major League debut in a pinch-hitting appearance (struck out, Michael Stutes)...returned to Louisville the next day...was recalled again on 7/22, when Rolen was disabled again, and spent the rest of the season with the Reds...on 7/22 vs Atl recorded his first Major League hit, a single off Scott Linebrink...on 7/23 vs Atl made his first start, played 3B and recorded his first career RBI, a 3-run double off Christian Martinez...on 7/31 vs SF hit his first career homer (solo off Barry Zito)...in the sixth inning of the 11-8 win on 9/2 at StL hit his first career pinch-hit HR (solo off Chris Carpenter)...on 9/19 vs Hou recorded his first career stolen base...led Louisville in stolen bases (17)...for the Bats started at 3B (35gs), 1B (17gs), LF (15gs), DH (12gs) and 2B (2gs)...homered twice on 5/8 at Buffalo...produced 2 of Louisville's 8 walkoff wins, on 7/4 vs Columbus (fielder's choice) and 7/6 vs Columbus (sacrifice fly)...entered the season rated the ninth-best prospect in the organization.

MINOR LEAGUES

2010: Was 1 of 6 players to spend the entire season with Class AAA Louisville (Jared Burton, Chad Reineke, Wilkin Castillo, Zack Cozart, Danny Dorn)...was 1 of only 4 players to be on the Bats' active roster all year (Castillo, Cozart, Reineke)...led the club with 76 starts in LF but also played 1B (14gs) and 3B (35gs)...homered twice on 5/23 vs Scranton/Wilkes-Barre...from 6/22-6/28 homered in 5 of his 7 apps (5hr, 8rbi)...following the minor league season played for Team USA in the COPABE Pan American Games qualifying tournament in San Juan, Puerto Rico (9g, .313, 2 2b, 1 3b, 1hr, 7rbi, 2sb)...entered the season rated the organization's No. 1 prospect by Baseball America...on 11/19 was added to the 40-man roster...**2009:** Spent most of the season at Carolina, where he was a Southern League All-Star and Baseball America Class AA All-Star, but also hit .302 in 16 apps at Class AAA Louisville...in 135g at the 2 stops combined to hit .292 (45 2b, 2 3b, 16hr, 77rbi, 9sb)...played LF (79g), 2B (37g), 1B (15g) and 3B (4g)...led the Mudcats in hitting (.290) and ranked sixth among all Reds minor leaguers in that category (.292)...among Southern League leaders ranked second in doubles (40) and extra-base hits (56)...entered the season rated the second-best prospect in the organization by Baseball America, behind only 1B Yonder Alonso...**2008:** At Class A Dayton and Sarasota combined to hit .291 with 19hr, 74rbi and 12 stolen bases in 130g...played 1B, 3B, SS and LF...ranked among Reds minor league leaders in RBI (4th), batting average (5th) and home runs (5th)...was a Baseball America high Class A All-Star and was rated by that publication as the 11th-best prospect in the Florida State League...twice named FSL Player of the Week (8/18-8/24, 5/12-5/18)...began the season at Dayton...belted a pair of homers on 4/8 vs Ft. Wayne...was promoted to Sarasota on 5/7...had another 2-homer game on 5/16 at Clearwater...played for Waikiki in the Hawaii Winter Baseball League (27g, .295, 11 2b, 2 3b, 3hr, 22rbi, 1sb)...**2007:** In 47 apps at rookie Billings and Class A Dayton combined to hit .319 with 7hr and 30rbi...collected 4 hits on 8/10 vs Idaho Falls and again on 8/19 at Casper...was transferred to Dayton on 8/29...hit safely in 5 of his 6 apps for the Dragons...following the season was named the top prospect in the Pioneer League, the seventh-best prospect in the organization and a Baseball America rookie All-Star...was honorable mention on the Pioneer League All-Star team.

PERSONAL: Graduated from Toms River (NJ) South High School...played baseball and was a 4-year starter on the basketball team...set a school record with 27 rebounds in a game...played baseball at Rutgers University...in 2007 was the pre-season and post-season Big East Player of the Year and was rated the top professional prospect in the Northern Region...that season ranked T4th in the NCAA with 22 homers...was a member of the Toms River team that won the 1998 Little League World Series championship...in the championship game vs Japan went 4-for-4 with a home run...his brother Jeff was selected by the Tigers in the third round of the 2004 first-year player draft...at Redsfest 2008 beat 560 players to win the Reds Community Fund Celebrity Poker Tournament and donated the first-place \$10,000 prize to the Reds Community Fund.

Yr	Club	AVG	G	AB	R	H	2B	3B	HR	RBI	SH	SF	HB	BB	SO	SB	CS	E
07	Billings - R	.319	41	160	29	51	6	5	5	25	0	1	7	18	22	3	3	9
	Dayton - A	.318	6	22	4	7	3	0	2	5	0	0	0	2	4	0	0	1
08	Dayton - A	.321	30	112	25	36	10	0	7	20	0	0	0	15	28	4	2	7
	Sarasota - A	.281	100	366	62	103	20	3	12	54	0	3	4	41	84	8	4	10
09	Carolina - AA	.290	119	451	59	131	40	2	14	68	0	5	2	42	67	7	8	7
	Louisville - AAA	.302	16	63	9	19	5	0	2	9	0	0	0	6	12	2	0	4
10	Louisville - AAA	.258	130	480	71	124	32	4	17	66	1	2	10	45	127	14	4	5
11	Louisville - AAA	.260	90	315	47	82	18	1	15	46	0	4	6	34	82	17	4	6
	Cincinnati	.232	41	112	17	26	5	0	6	15	0	0	2	7	27	1	0	2
	Major Totals	.232	41	112	17	26	5	0	6	15	0	0	2	7	27	1	0	2
	Minor Totals	.281	532	1969	306	553	134	15	74	293	1	15	29	203	426	55	25	49

SEAN GALLAGHER

PITCHER

BORN: 12/30/85
BIRTHPLACE: Boston, MA
BATS/THROWS: R/R
HEIGHT: 6'2"
WEIGHT: 220
RESIDES: Austin, TX



ACQUIRED: Signed to a minor league contract on December 9, 2011.

DRAFT: Selected by the Chicago Cubs in the 12th round (366th overall) in the 2004 First-Year Player Draft.

CAREER HIGHLIGHTS: In 2006 was a Florida State League mid-season All-Star...in 2005 was the Cubs' Minor League Pitcher of the Year and a Midwest League All-Star...entered the 2012 season with 54 consecutive relief apps since his last Major League start, a 14-3 Athletics loss on 5/18/09 at TB.

2011 SEASON: Spent the season with the Pirates' Class AAA affiliate in Indianapolis, where he made 23 starts and 6 relief apps...became a free agent following the season...on 12/6 was signed by the Reds to a minor league contract with an invitation to 2012 Major League spring training camp.

2010: Made a career-high 46 apps, all in relief, for the Padres and Pirates...was on the Padres' Opening Day roster...on 7/7 was traded to Pit for cash considerations...in May was on SD's disabled list with a sprained toe on his left foot...while with the Pirates earned his victories on 7/28 at Col and 8/7 vs Col...on 8/23 vs StL threw a career-high 4.1 innings in relief...posted a 1.93era in his last 10 apps of the season.

2009: Went 3-2 in 14 apps for the Athletics and Padres, including a pair of starts for Oak...was on the Athletics' Opening Day roster...was on Sacramento's disabled list from 6/12-7/26 and on Portland's DL from 7/28-9/3...on 7/28 was traded to SD as part of a 4-player deal. **2008:** For the Cubs and Athletics made 21 starts, a career high, and 2 relief apps...combined to finish 5-7, 5.07...among all Major League rookies ranked ninth in strikeouts (103)...on 7/8 was traded to Oak as part of a 6-player deal...was on the Athletics' disabled list from 8/20-9/9 and made a rehab stint during Sacramento's playoffs...received a no-decision in his first career start, a 6-4 Cubs win on 5/11/08 vs Ari (4.1ip, 5h, 4er, 3bb, 6k)...on 5/16/08 at Wrigley Field earned his first career victory after limiting the Pirates to 1 run in 6.0 innings (7-4 win, 4h, 3bb, 3k). **2007:** In his Major League debut made 8 apps, all in relief, for the Cubs...made his debut in the 9-5 Cubs loss on 6/9/07 at Atl (3.1ip, 3h, 2er, 1bb, 1k, Andruw Jones 2-run HR)...earned his first professional save in the 12-1 win vs SF on 7/18 (4ip, 4h, 1er, 2bb, 0k).

MINOR LEAGUES

2006: At Class A Daytona was a Florida State League mid-season All-Star (13gs, 4-0, 2.30)...was promoted to West Tennessee on 6/13...**2005:** Spent most of the season at Class A Peoria, where he was the Cubs' Minor League Pitcher of the Year and a Midwest League All-Star...went 14-5, 2.71 in 26 starts...also made 1 start for Class A Daytona...shared the Midwest League lead in victories and ranked third in ERA.

PERSONAL: In 2004 graduated from St. Thomas Aquinas High School in Fort Lauderdale, where he played baseball and football.

Yr	Club	W-L	ERA	G	GS	CG	SHO	SV	IP	H	R	ER	HR	BB	SO	WP	BK
04	AZL Cubs - R	1-2	3.12	10	9	0	0	0	34.2	38	19	12	0	11	44	1	0
05	Peoria - A	*14-5	2.71	26	26	0	0	0	146.0	107	53	44	10	55	139	5	0
	Daytona - A	0-0	1.80	1	1	0	0	0	5.0	6	1	1	1	0	7	0	0
06	Daytona - A	4-0	2.30	13	13	0	0	0	78.1	75	24	20	5	21	80	3	0
	West Tennessee - AA	7-5	2.71	15	15	0	0	0	86.1	74	30	26	4	55	91	9	0
07	Tennessee - AA	7-2	3.39	11	11	0	0	0	61.0	54	25	23	3	24	54	3	0
	Iowa - AAA	3-1	2.66	8	8	0	0	0	40.2	33	12	12	1	13	37	3	0
	Chicago (NL)	0-0	8.59	8	0	0	0	1	14.2	19	15	14	3	12	5	0	0
08	Iowa - AAA	2-2	3.10	5	5	0	0	0	29.0	21	11	10	2	9	30	3	0
	Chicago (NL)	3-4	4.45	12	10	0	0	0	58.2	58	31	29	6	22	49	2	0
	Oakland	2-3	5.88	11	11	0	0	0	56.2	60	42	37	7	36	54	0	0
09	Oakland	1-2	8.16	6	2	0	0	0	14.1	21	16	13	1	7	10	1	0
	Sacramento - AAA	1-0	1.74	5	5	0	0	0	20.2	12	5	4	0	6	15	1	0
	Portland - AAA	0-1	27.00	1	1	0	0	0	1.0	3	3	3	1	0	1	0	0
	San Diego	2-0	0.00	8	0	0	0	0	5.1	5	0	0	0	5	4	0	0
10	San Diego	0-0	5.40	15	0	0	0	0	23.1	24	14	14	5	19	21	0	0
	#Portland - AAA	0-2	4.91	3	3	0	0	0	11.0	14	6	6	0	4	12	1	0
	Pittsburgh	2-1	6.03	31	0	0	0	0	34.1	38	26	23	2	22	22	0	2
11	Indianapolis - AAA	5-12	5.11	29	23	0	0	0	132.0	131	81	75	15	65	98	11	1
	Major Totals	10-10	5.64	91	23	0	0	^1	207.1	225	144	130	24	123	165	3	2
	AL Totals	3-5	6.34	17	13	0	0	0	71.0	81	58	50	8	43	64	1	0
	NL Totals	7-5	5.28	74	10	0	0	1	136.1	144	86	80	16	80	101	2	2
	Minor Totals	44-32	3.29	127	120	0	0	0	645.2	568	270	236	42	263	608	40	1

Injury rehab, * Tied for Midwest League lead, ^ Only professional save on 7/18/07 for Cubs vs SF (12-1 win)

DIDI GREGORIUS

INFIELDER

BORN: 2/18/90
BIRTHPLACE: Amsterdam, Netherlands
BATS/THROWS: L/R
HEIGHT: 6'1"
WEIGHT: 183
RESIDES: Curaçao, Netherlands Antilles



OBTAINED: Signed as an undrafted free agent in 2008.

CAREER HIGHLIGHTS: Name is pronounced dee-dee gre-GOR-ious...is rated the organization's sixth-best prospect overall, best defensive infielder and infielder with the best throwing arm...following the 2010 season was named the Outstanding Defensive Player at the IBAF Intercontinental Cup and received the Australian Baseball League's Golden Glove Award as its best defensive player...twice was rated his league's best infield arm (Midwest League in 2008, California League in 2011)...in 2009 was a Pioneer League All-Star.

2011 SEASON: In 84 apps at Class A Bakersfield and Class AA Carolina combined to hit .289 (7hr, 44rbi, 11sb)...was promoted to Carolina on 7/25...was voted Best Infield Arm in the California League in *Baseball America's* Best Tools issue...entered the 2011 season rated the 19th-best prospect in the organization...on 11/18 was added to the 40-man roster.

SEASON HIGHLIGHTS

2010: In 127 apps at Class A Dayton and Lynchburg combined to hit .272 (5hr, 41rbi, 16sb)...played all but 7g at Dayton...appeared in *Baseball America's* annual Best Tools section for having the Midwest League's Best Infield Arm...following the season was named the Outstanding Defensive Player at the IBAF Intercontinental Cup and received the Australian Baseball League's Golden Glove Award as its best defensive player...**2009:** Was a Pioneer League All-Star...in 72 apps at Class A Sarasota and Rookie Billings combined to hit .298 (1hr, 18rbi, 8sb)...ranked fourth among all Reds minor leaguers in batting average...reached base safely in 58 of his 72g...while with Billings hit safely in 13 straight games from 7/4-7/18 (.421, 24-57) as part of a stretch during which he reached base safely in 19 straight games (7/4-7/25, .359, .414obp).

PLAYERS

Yr	Club	AVG	G	AB	R	H	2B	3B	HR	RBI	SH	SF	HB	BB	SO	SB	CS	E
08	GCL Reds - R	.155	31	97	6	15	0	0	0	9	1	0	1	10	10	2	1	12
09	Sarasota - A	.254	22	71	8	18	4	0	0	2	1	0	1	1	9	0	0	7
	Billings - R	.314	50	204	28	64	10	1	1	16	2	2	5	12	27	8	6	17
10	Dayton - A	.273	120	501	65	137	16	11	5	41	6	1	7	33	62	16	7	31
	Lynchburg - A	.240	7	25	4	6	0	0	0	0	1	0	1	2	6	0	0	1
11	Bakersfield - A	.303	46	188	30	57	12	1	5	28	2	3	0	10	25	8	8	13
	Carolina - AA	.270	38	148	18	40	6	3	2	16	3	0	0	9	25	3	2	8
Minor Totals		.273	314	1234	159	337	48	16	13	112	16	6	15	77	164	37	24	89

BILLY HAMILTON

INFIELDER

BORN: 9/9/90
BIRTHPLACE: Collins, MS
BATS/THROWS: R/R
HEIGHT: 6'1"
WEIGHT: 160
RESIDES: Taylorsville, MS



OBTAINED: Selected in the second round (57th overall) of the 2009 First-Year Player Draft.

PLAYERS

2011, earned Sheldon "Chief" Bender Award as the Reds Minor League Player of the Year...named Midwest League Full-Season All-Star...led all minor leaguers with 103 steals...became the first player to steal 100 bases in a minor league season since 2001 when Peoria's Chris Morris set the Midwest League record with 111...shattered the Reds organizational record for stolen bases in a season, previously held by Ramon Sambo (98, 1988)...led all Midwest League players in steals, runs (99), at-bats (550) and games (135, T1st)...following the season Baseball America named him the second-best prospect in the Midwest League and the second-best prospect in the Reds system...for the second consecutive year, BA named him the organization's fastest baserunner and best athlete...batted .233 in 66g before the All-Star break (.292obp) and .318 in 69g after (.382obp)...appeared in 132g at SS, 2g at DH and 1g as a pinch runner..

2010, batted .318 with 2 HR, 24 RBI and 48 stolen bases in 69 games for Rookie Billings...named Pioneer League Postseason All-Star, Baseball America Rookie All-Star and Topps Short-Season/Rookie All-Star...Baseball America named him the second-rated prospect in the Reds organization and the top prospect in the Pioneer League...BA also named him as the fastest baserunner in the organization and the organization's best athlete...ranked among all Pioneer League leaders in steals (1st), triples (1st, 10), runs (T4, 61) and hits (5th, 90)...led all Reds farmhands in steals and ranked second with a .318ba...hit safely in 12 straight games from 7/21-8/3 (27-54, .500)...reached base safely in 21 consecutive games from 7/21-8/13 (38-89, .427, .453obp)...swiped 5 bases on 9/6 vs Missoula...appeared in 55g at 2B and 13g at SS.

2009, in his first professional season batted .209 with 14 stolen bases in 42 games with the Rookie GCL Reds.

PERSONAL: Graduated from Taylorsville HS...was recruited to play wide receiver for the Mississippi State University football team.

Yr	Club	AVG	G	AB	R	H	2B	3B	HR	RBI	SH	SF	HB	BB	SO	SB	CS	E
2009	GCL Reds-R	.209	42	163	19	34	6	3	0	11	2	1	0	11	47	14	3	9
2010	Billings-R	.318	69	283	61	90	13	10	2	24	0	2	3	28	56	48	9	10
2011	Dayton-A	.278	135	550	99	153	18	9	3	50	4	3	1	52	133	103	20	39
Minor League Totals - 3 yrs		.277	247	999	179	277	37	22	5	85	6	6	4	91	236	165	32	58

BRANDON HYNICK

PITCHER

BORN: 3/7/85
BIRTHPLACE: Middleburg Heights, OH
BATS/THROWS: R/R
HEIGHT: 6'3"
WEIGHT: 215
RESIDES: North Royalton, OH
COLLEGE: Birmingham-Southern



DRAFT: Selected by Colorado in the eighth round (228th overall) of the 2006 First-Year Player Draft.

OBTAINED: Acquired by the Reds from the White Sox on 5/20/11 for cash considerations.

CAREER NOTES: In 2011, went a combined 5-10 with a 5.29 ERA in 31 games (17 starts) with Triple-A Charlotte (CWS), Double-A Carolina and Triple-A Louisville...traded to the Reds organization on 5/20 in exchange for cash considerations...in 2010, went a combined 4-5 with a 4.39 ERA in 21 starts with Double-A Birmingham and Triple-A Charlotte...began the season on the DL with a strained right shoulder...in 2009, made 26 starts with Triple-A Colorado Springs (Rockies) before being traded to the White Sox on 8/31 in exchange for pitcher Jose Contreras...entered the season ranked by Baseball America as the Rockies' 22nd best prospect...in 2008, went 10-7 with a 4.44 ERA in 27 starts for Double-A Tulsa...entered the season ranked by Baseball America as the Rockies' eighth-best prospect...also named by that publication as having the organization's Best Changeup and Best Control...in 2007, named Colorado's Minor League Pitcher of the Year by Baseball America, going 16-5 with a 2.52 ERA in 28 starts for Class-A Modesto...named California League Pitcher of the Year, leading the league in wins, ERA, IP and complete games...led all minor leaguers in innings pitched...named High Class-A All-Star by BA and MiLB.com's Class-A Advanced Starting Pitcher of the Year...selected as California League mid/postseason All-Star...entered the season ranked by Baseball America as the Rockies' 20th-best prospect and prospect with the Best Control...in 2006, in his first professional season went a combined 4-3 with a 2.41 ERA in 14 games (13 starts) with Rookie Casper and Class-A Tri-City...named Pioneer League Pitcher of the Year (4-3, 2.39era at Casper)...fanned 70 with just eight walks...twice named Pioneer League Pitcher of the Week.

PERSONAL: Graduated from North Royalton HS...played collegiately at Birmingham-Southern.

PLAYERS

Yr	Club	W-L	ERA	G	GS	CG	SHO	SV	IP	H	R	ER	HR	BB	SO	WP	BK
2006	Casper - R	4-3	2.39	12	12	0	0	0	64.0	55	23	17	3	8	70	3	1
	Tri-City - A	0-0	2.57	2	1	0	0	0	7.0	5	2	2	0	1	9	0	0
2007	Modesto - A	16-5	2.52	28	28	3	1	0	182.1	170	64	51	13	31	136	3	1
2008	Tulsa - AA	10-7	4.44	27	27	0	0	0	172.1	183	93	85	27	31	97	5	1
2009	Colorado Springs - AAA	10-9	3.83	26	26	2	2	0	155	153	77	66	17	48	92	4	1
	Charlotte - AAA	1-0	1.29	1	1	0	0	0	7.0	4	1	1	0	2	2	0	0
2010	Birmingham - AA	3-1	2.36	10	10	1	0	0	53.1	51	15	14	3	13	37	1	0
	Charlotte - AAA	1-4	6.22	11	11	0	0	0	59.1	79	42	41	13	21	44	5	0
2011	Charlotte - AAA	1-4	7.85	7	7	0	0	0	36.2	51	32	32	10	11	26	3	0
	Carolina - AA	4-3	3.67	15	7	0	0	0	56.1	52	26	23	2	20	34	3	0
	Louisville - AAA	0-3	5.19	9	3	0	0	0	26.0	22	15	15	2	10	22	2	0
	Minor League Totals	50-39	3.81	148	133	6	3	0	819.1	825	390	347	90	196	569	29	4

PAUL JANISH

INFIELDER



BORN: 10/12/82
BIRTHPLACE: Houston, TX
BATS/THROWS: R/R
HEIGHT: 6'2"
WEIGHT: 200
RESIDES: The Woodlands, TX
COLLEGE: Rice

DRAFT: Selected by Cincinnati in the fifth round (138th overall) of the 2004 First-Year Player Draft.

CAREER HIGHLIGHTS: Last name is pronounced YAH-nish...prior to the 2005 and 2006 seasons was rated by Baseball America as the best defensive infielder in the organization...in 2004, following his first professional season, received the Darnell Stenson Award as the Most Valuable Player of the Florida Instructional League.

2011 SEASON: Led the team in starts at SS (103g, 80gs)...also played 2B (5g, 5gs) and 3B (8g, 5gs)...made all 5 starts at 3B between 4/26-5/11, while Scott Rolen was disabled...made 4 consecutive starts at 2B from 8/7-8/11, while Brandon Phillips was injured, and his other start at 2B in the season finale...from 7/8-7/23 made 13 apps at Louisville...began the season with the Reds and hit .227 in 68 apps before he was optioned to Louisville on 7/7, when Zack Cozart was promoted...rejoined Cin on 7/24, when Cozart went on the disabled list, and made 46 more apps for the Reds...on 4/23 at StL singled with 2 outs in the fifth inning to break up Chris Carpenter's no-hit bid.

2010: Established career highs in HR (5) and RBI (25)...from 8/3-9/3 started at SS in all 27g while Orlando Cabrera was disabled (25-95, 263, 3hr, 12rbi)...Reds went 18-9 in that span...prior to that stretch had made 15 starts all season...finished the season with 51 starts overall (43gs at SS, 5gs at 3B, 3gs at 2B)...did not commit an error in his first 53 defensive apps of the season, then from 8/23-8/25 at SF committed an error in 3 consecutive games...only committed 1 other error the rest of the season...from 8/31-9/16 produced a career-high 8-game hitting streak (.355, 1hr, 5rbi)...in the eighth inning of the 11-9 win on 4/20 vs LAD produced the game-winning RBI...in the 14-3 win at Chi on 7/4, entered the game at 3B in the bottom of the first after Votto was ejected in the top of the inning and finished with 4 hits, 3 runs scored and 3rbi, all career highs, and a 2-run HR...in the 9-4 win on 8/4 at Pit produced 3 hits, a 3-run HR off Steven Jackson and established a new career high with 4rbi...in the fourth inning of the 5-4 win on 8/14 vs Fla produced a successful suicide squeeze bunt that gave the Reds their 2-0 lead...produced another suicide squeeze bunt in the fifth inning of the 11-inning, 4-3 loss on 10/1 vs Mil...in the fifth inning of Game 2 of the National League Division Series vs the Phillies pinch hit for the injured Cabrera and finished the game at shortstop.

2009: In his first full season in the Major Leagues spent the last 2 months as the Reds' starting shortstop...after the 8/14 trade of Alex Gonzalez to the Red Sox started at SS in 42 of the Reds' 48g...after the Gonzalez trade led all Major League shortstops with a .995 fielding percentage (min. 100tc)...in 82 apps overall at SS committed just 3 errors for a .991 fielding percentage but didn't appear in enough games to qualify those marks as new team records...made 63 starts at SS, second on the club to Gonzalez' 67 starts, and 1 start at 3B...on 5/25 vs Hou started at 3B, his first Major League appearance at that position and his seventh professional appearance there (6g, 2007 for Chattanooga)...also played third as a defensive replacement on 6/16 vs Atl...in the batting order hit second (35gs), seventh (2gs), eighth (26gs) and ninth (1gs)...produced 21 doubles in just 256ab...recorded 13 2-hit games and a 3-hit game on 9/15 vs his hometown Astros, all doubles...became the first Reds batter with 3 doubles in a game since Jorge Cantu on 9/21/07 at SF...on 9/11 at Chi recorded his first career stolen base...pitched in the ninth inning of the 15-3 loss on 5/6 vs Mil (1ip, 5h, 5er, 0bb, 2k, Prince Fielder 2-run HR) and in the eighth inning of the 22-1 loss on 7/6 at Phi (1ip, 4h, 6er, 2bb, 1k, Jayson Werth grand slam)...became the first Reds position player to pitch since Lenny Harris threw a scoreless inning on 6/1/98 at SF and the first to pitch more than once in the same season since OF Mel Queen took the mound 7 times during the second half of the 1966 campaign.

2008: In his Major League debut made 38 apps during 2 stints with the Reds (5/14-6/25, 9/9-remainder of the season)...made all 18 of his starts at SS...in the batting order hit second (10gs), seventh (1gs) and eighth (7gs)...at Class AAA Louisville appeared in 92g...began the season with the Bats and was promoted on 5/14 after Jeff Keppinger suffered a broken left kneecap...made his Major League debut in that night's 10-inning, 7-6 win vs Fla...entered the game as a defensive replacement in the eighth inning and drove in the game-ending run on his first career hit, a single off Renyel Pinto...became the first player to produce a walkoff RBI in his big league debut since Fla's Miguel Cabrera on 6/20/03 vs TB and the first Reds player to do it since Eric Owens on 6/6/95 vs Pit...also became the first player to produce a game-winner with his first career hit since Reds pitcher Randy Keisler did it on 5/24/05 vs Wsh...returned to Louisville on 6/26, when Jerry Hairston Jr. came off the DL...was promoted again following the International League playoffs...hit his first career home run on 9/17 vs StL (off Todd Wellemeyer)...was 1 of 10 Reds players to make his Major League debut, joining RHP Johnny Cueto, OF Jay Bruce, LHP Daniel Ray Herrera, RHP Daryl Thompson, IF Adam Rosales, OF Chris Dickerson, RHP Ramon Ramirez, C/IF/OF Wilkin Castillo and RHP Josh Roenicke.

MINOR LEAGUES

2007: At the time of his 7/8 promotion from Chattanooga to Louisville ranked second in the Southern League in doubles (21) and T5th among all Class AA players in walks (50)...on 8/9 hit a grand slam off Indianapolis' Marty McLeary...was his first career grand slam and his first Class AAA homer...participated in his first Major League spring training camp...on 11/20 was added to the 40-man roster...**2006:** At Class A Sarasota struck out just once every 10.08 plate apps, fourth-best ratio in the Florida State League...**2005:** On 6/8 had season-ending "Tommy John" surgery to repair the torn ulnar collateral ligament in his right elbow (Dr. Timothy Kremchek)...**2004:** Following the season was the first recipient of the Darnell Stenson Award as Most Valuable Player of the Florida Instructional League.

PERSONAL: Graduated from Cypress Creek High School in Houston...attended Rice University in Houston and helped the Owls win the College World Series in 2003.

Yr	Club	AVG	G	AB	R	H	2B	3B	HR	RBI	SH	SF	HB	BB	SO	SB	CS	E
04	Billings - R	.263	66	205	39	54	11	0	2	22	7	1	5	45	45	7	3	8
05	Dayton - A	.245	55	208	30	51	10	2	5	29	8	4	5	29	38	5	2	11
06	Dayton - A	.398	26	98	19	39	6	0	5	18	0	2	1	7	10	0	0	3
	Sarasota - A	.278	91	335	53	93	17	2	9	55	7	7	6	38	39	8	2	9
	Chattanooga - AA	.267	4	15	1	4	1	0	0	2	0	0	0	1	5	0	0	0
07	Chattanooga - AA	.244	88	324	46	79	21	2	1	20	5	3	9	50	54	10	3	10
	Louisville - AAA	.221	55	199	20	44	8	1	3	19	11	1	2	14	31	2	0	11
08	Louisville - AAA	.252	92	318	45	80	20	1	7	42	10	2	9	26	71	2	0	12
	Cincinnati	.188	38	80	5	15	2	0	1	6	0	0	2	7	18	0	0	3
09	Cincinnati	.211	90	256	36	54	21	0	1	16	5	0	5	26	40	2	0	3
10	Cincinnati	.260	82	200	23	52	10	0	5	25	3	1	2	22	30	1	3	4
11	Cincinnati	.214	114	336	27	72	14	1	0	23	3	5	4	18	46	3	2	12
	Louisville - AAA	.256	13	43	9	11	2	0	1	3	0	1	2	7	4	1	0	2
	Major Totals	.221	324	872	91	193	47	1	7	70	11	6	13	73	134	6	5	22
	Minor Totals	.261	490	1745	262	455	96	8	33	210	48	21	39	217	297	35	10	66

DARYL JONES

OUTFIELDER

BORN: 6/25/87

BIRTHPLACE: Royal Oak, MI

BATS/THROWS: L/L

HEIGHT: 6'0"

WEIGHT: 180

RESIDES: Conroe, TX



PLAYERS

ACQUIRED: Signed to a minor league contract on 11/12/11.

DRAFT: Selected by St. Louis in the third round (110th overall) of the 2005 First-Year Player Draft.

CAREER HIGHLIGHTS: In 2009 was a Texas League mid-season All-Star and played for the U.S. team in the XM All-Star Futures Game at Busch Stadium...in 2008 was the Cardinals organization's Minor League Player of the Year, its Player of the Month for August, a Florida State League All-Star and Texas League Player of the Week for 8/18-8/24...twice was rated the fastest baserunner and best athlete in the Cardinals' system.

2011 SEASON: In 100 apps for the Cardinals' Class AAA affiliate in Memphis and Class AA affiliate in Springfield combined to hit .260 (7hr, 35rbi, 3sb).

SEASON HIGHLIGHTS

2010: Led Class AA Springfield with 6 triples and 15 stolen bases...his 15-game hitting streak from 5/22-6/7 (.370) was the seventh-longest in the Texas League...**2009:** At Class AA Springfield was a Texas League mid-season All-Star and played for the U.S. team in the XM All-Star Futures Game at Busch Stadium...following the season played for Surprise in the prestigious Arizona Fall League (.205, 2hr, 6sb)...**2008:** Was the Cardinals organization's Minor League Player of the Year, its Player of the Month for August, a Florida State League All-Star and Texas League Player of the Week for 8/18-8/24...at Class A Palm Beach and Class AA Springfield combined to hit .316 (13hr, 49rbi, 24sb) with a .407 on-base percentage...**2007:** Was rated the fastest baserunner in StL's organization...**2006:** In his first full professional season appeared in just 46g because of a hamstring injury...**2005:** Was rated the fastest baserunner and best athlete in the Cardinals organization...on 6/29 hit his first professional home run (off Matt Garza).

PERSONAL: Attended Spring (TX) High School, where he participated in baseball, football and track...in baseball was first team All-State and third team All-American...was an All-American wide receiver and was recruited to play that position by football powers Texas and Miami...was a district long jump champion.

Yr	Club	AVG	G	AB	R	H	2B	3B	HR	RBI	SH	SF	HB	BB	SO	SB	CS	E
05	Johnson City - R	.209	61	182	36	38	6	1	2	10	0	2	13	15	41	10	4	5
06	Johnson City - R	.265	20	68	15	18	3	1	3	13	0	0	3	8	8	3	0	0
	Quad Cities - A	.235	26	81	15	19	5	1	1	7	1	1	3	6	23	2	2	1
07	Quad Cities - A	.217	127	419	71	91	15	3	4	31	4	4	13	41	94	22	12	10
08	Palm Beach - A	.326	87	307	43	100	11	7	7	35	2	1	9	33	67	18	5	3
	Springfield - AA	.290	36	124	19	36	6	1	6	14	2	0	3	22	30	6	1	0
09	Springfield - AA	.279	80	294	50	82	14	3	3	29	0	3	6	33	65	7	4	6
10	Springfield - AA	.244	121	451	67	110	17	6	8	48	1	3	11	52	95	15	9	6
11	Memphis - AAA	.250	53	120	18	30	7	1	3	15	0	0	2	23	39	2	3	1
	Springfield - AA	.269	47	145	26	39	5	1	4	20	0	1	2	15	33	1	2	3
Minor Totals		.257	658	2191	360	563	89	25	41	222	10	15	65	248	495	86	42	35

DONNIE JOSEPH

PITCHER

BORN: 11/1/87
BIRTHPLACE: San Marcos, TX
BATS/THROWS: L/L
HEIGHT: 6'3"
WEIGHT: 190
RESIDES: Buda, TX
COLLEGE: Houston



DRAFT: Selected by Cincinnati in the third round (88th overall) of the 2009 First-Year Player Draft.

CAREER HIGHLIGHTS: In 2012 was invited to Major League spring training camp for the second straight year...in 2010 was the Reds' Minor League Pitcher of the Year and their Minor League Pitcher of the Month for April.

2011 SEASON: In his first full season at Class AA led Carolina and the Southern League with 57 apps and ranked fourth in the SL with a staff-high strikeouts-per-9 innings ratio of 10.18...converted 8-13 save opps...following the season pitched for Phoenix in the prestigious Arizona Fall League (12g, 1-1, 2.16, 16.2ip, 19h, 6bb, 17k)...on 1/12/12 was invited to 2012 Major League spring training camp.

SEASON HIGHLIGHTS

2010: Was the Reds' Minor League Pitcher of the Year...in 57 relief apps at 3 minor league levels went 3-5, 2.08 with 24 saves in 30 chances (65ip, 43h, 103k)...led all Reds farmhands in saves...opponents hit just .182...while pitching for Lynchburg, among Carolina League leaders ranked second with 17 saves and fourth with 27 games finished...was the organization's Minor League Pitcher of the Month for April (2-1-4, 0.79, 2bb, 18k, .132oba)...was invited to 2011 Major League spring training camp, his first big league camp...**2009:** In his first professional season went 4-3, 3.06 with 4 saves in 7 opps over 24 relief apps for rookie Billings and Class A Dayton...began the season with Billings, where he allowed just 1 earned run over 11.2 innings...was promoted on 7/24...on 9/4 vs South Bend, in his final appearance of the season gave up 4er in 2.2ip to raise his overall ERA from 2.12 to 3.06.

PERSONAL: Graduated from Hays High School in Buda, Texas...played at the University of Houston.

PLAYERS

Yr	Club	W-L	ERA	G	GS	CG	SHO	SV	IP	H	R	ER	HR	BB	SO	WP	BK
09	Billings - R	2-1	0.77	8	0	0	0	0	11.2	6	6	1	0	4	11	4	0
	Dayton - A	2-2	4.35	16	0	0	0	4	20.2	13	10	10	0	10	31	2	0
10	Dayton - A	2-1	0.78	19	0	0	0	6	23.0	13	3	2	0	7	40	3	0
	Lynchburg - A	0-4	2.31	31	0	0	0	17	35.0	23	11	9	2	16	56	2	0
	Carolina - AA	1-0	5.14	7	0	0	0	1	7.0	7	6	4	0	2	7	0	1
11	Carolina - AA	1-3	6.94	*57	0	0	0	8	58.1	67	45	45	8	30	66	4	0
Minor Totals		8-11	4.10	138	0	0	0	36	155.2	129	81	71	10	69	211	15	1

* Led Southern League

JOSH JUDY

PITCHER

BORN: 2/9/86
BIRTHPLACE: Morgantown, WV
BATS/THROWS: R/R
HEIGHT: 6'4"
WEIGHT: 210
RESIDES: Akron, OH
COLLEGE: Indiana Tech



OBTAINED: Selected off waivers by Cincinnati from Cleveland on 12/23/11.

DRAFT: Selected by Cleveland in the 34th round (1034th overall) of the 2007 First-Year Player Draft.

2011 SEASON: Spent most of the season with Class AAA Columbus, where in 50 relief apps he went 6-2, 3.12 with 23 saves in 28 chances...in his Major League debut made 12 apps during 4 stints with the Indians (5/22-5/25, 7/1-7/6, 8/22-8/23, 9/2-end of season)...in 18 apps for the Clippers in June and July he went 2-1, 1.35 with 8 saves...made his debut on 5/22 vs the Reds at Cle's Progressive Field (1ip, 2h, 1k).

MINOR LEAGUES

2010: Made 38 apps at Class AAA Columbus and 2 apps for Class AA Akron...began the season on the Clippers' disabled list with a sore right arm after experiencing pain near the end of spring training...on 5/17, after a couple apps at Akron, joined Columbus for the remainder of the season...posted a 2.25era over 19 apps during the season's second half...following the season pitched for Aguilas in the Dominican Winter League (1.50era, 12ip, 11h, 5sv)...on 11/19 was added to the 40-man roster...**2009:** In 41 apps at Class A Kinston and Class AA Akron combined to finish 4-3, 2.83...began the season at Kinston...on 4/21, after 5 scoreless apps (4.2ip) and 3 saves, was promoted to Akron...served as the Aeros' closer the second half of the season and after the All-Star break converted all 9 save opps while posting a 1.47era in 16 apps...beginning 7/1 posted a 1.07era the rest of the season...following the season pitched for Peoria in the prestigious Arizona Fall League (11g, 2-2, 1.59, 17ip, 13h, 8bb, 20k)...**2008:** His 13 wins ranked third in the South Atlantic League.

PERSONAL: In 2004 graduated from University High School in Morgantown, West Virginia, where he played baseball and football...attended Indiana Tech, where in 2007 he was an NAIA honorable mention All-American and first-team All-WHAC.

Yr	Club	W-L	ERA	G	GS	CG	SHO	SV	IP	H	R	ER	HR	BB	SO	WP	BK
07	GCL Indians - R	1-2	0.63	9	0	0	0	0	14.1	11	4	1	0	8	14	0	0
	Mahoning Valley - A	0-0	0.00	4	1	0	0	1	11.0	7	0	0	0	3	7	0	0
08	Lake County - A	12-1	3.51	35	0	0	0	1	74.1	60	38	29	6	25	80	4	0
	Kinston - A	0-0	1.93	7	0	0	0	0	14.0	12	3	3	0	1	17	0	0
09	Kinston - A	0-0	0.00	5	0	0	0	3	4.2	4	0	0	0	0	7	0	0
	Akron - AA	4-3	3.10	36	1	0	0	11	49.1	35	19	17	2	18	63	2	0
10	Akron - AA	0-0	9.00	2	0	0	0	0	2.0	6	2	2	0	0	2	1	0
	Columbus - AAA	3-0	2.68	38	0	0	0	2	47.0	48	18	14	5	14	55	1	0
11	Columbus - AAA	6-2	3.12	50	0	0	0	23	52.0	44	23	18	5	25	60	1	0
	Cleveland	0-0	7.07	12	0	0	0	0	14.0	18	11	11	4	4	10	0	0
Major Totals		0-0	7.07	12	0	0	0	0	14.0	18	11	11	4	4	10	0	0
Minor Totals		26-8	2.81	186	2	0	0	41	268.2	227	107	84	18	94	305	9	0

MATT KLINKER

PITCHER



BORN: 10/8/84
BIRTHPLACE: Peru, IN
BATS/THROWS: R/R
HEIGHT: 6'4"
WEIGHT: 216
RESIDES: West Chester, OH
COLLEGE: Furman

OBTAINED: Selected in the 15th round (469th overall) of the 2007 First-Year Player Draft.

PLAYERS

CAREER NOTES: In 2011, went a combined 9-8 with a 5.50 ERA in 21 games (18 starts) for Double-A Carolina and Triple-A Louisville...following the season played in the Venezuelan League...in 2010, went a combined 11-10 with 1 save and a 3.79 ERA in 28g (27 starts) for Double-A Carolina and Triple-A Louisville...Reds Minor League Pitcher of the Month for May (5gs, 3-1, 1.41era, 32ip, 7r/5er, 6bb, 29k, .191ba)...led all Reds farmhands with 11 wins and 138 strikeouts and ranked ninth in ERA...collected his only career save on 7/25 at Gwinnett (3ip, 1r)...named Southern League Pitcher of the Week for 6/21-6/28 (13ip, 3r/2er, 3bb, 9k)...selected as a Southern League All-Star...pitched 6.0 or more innings in 18 of his 27 starts (12qs)...allowed just 1er over 26ip from 5/5-5/21 (24k, 5bb)...following the season played in the Mexican League...in 2009, went a combined 7-6 with a 3.58 ERA in 20 starts with Class-A Sarasota, Double-A Carolina and Triple-A Louisville...overall fanned 112 batters in 108.0 innings and held opponents to a .248 batting average...began the season at Sarasota...made his Double-A debut on 5/6 vs Mobile and his Triple-A debut on 8/2 vs Charlotte...named Southern League Pitcher of the Week for 7/6-7/12 (2-0, 12ip, 4h, 0r, 4bb, 15k)...pitched at least 6.0 innings in 12 of his 20 starts...recorded 9 quality starts...in 2008, went a combined 8-6 with a 3.81 ERA in 25 appearances (24 starts) with Class-A Dayton and Class-A Sarasota...ranked seventh among all Reds minor leaguers in ERA...began the season with the Dragons and went 6-4 with a 3.26 ERA in 19 games (18 starts)...on 5/19 vs Lansing, earned the 5-1 win with 7.0 shutout innings (3h, 0bb, 6k)...allowed 1 run over 7.0 innings in consecutive starts on 7/3 and 7/9...named Midwest League Pitcher of the Week for 7/14-7/20 (2-0, 12ip, 11h, 2r, 1bb, 9k)...in his final 5 starts for Dayton went 3-0 with a 1.36 ERA over 33.0 innings (6r/5er, 3bb, 23k)...on 7/28 was promoted to Sarasota where he went 2-2 with a 5.50 ERA in 6 starts...in his first start for the SaraReds on 7/31 vs Lakeland, earned the 1-0 win by hurling 6.2 shutout innings (6h, 2bb, 5k)...allowed a season-high 10 runs over 3.2 innings on 8/10 vs Ft. Myers...overall ERA without that outing drops to 3.25 (49er, 135.2ip).

PERSONAL: Graduated from Lakota West High School (West Chester, OH)...played collegiately at Furman University.

Yr	Club	W-L	ERA	G	GS	CG	SHO	SV	IP	H	R	ER	HR	BB	SO	WP	BK
2007	Billings-R	2-2	5.44	15	2	0	0	0	41.1	55	30	25	6	10	39	0	0
2008	Dayton-A	6-4	3.26	19	18	0	0	0	105.0	98	43	38	5	27	76	6	0
	Sarasota-A	2-2	5.50	6	6	0	0	0	34.1	41	21	21	5	11	28	0	0
2009	Sarasota-A	2-2	4.89	9	9	0	0	0	42.1	53	26	23	3	8	42	0	0
	Carolina-AA	3-2	2.95	6	6	0	0	0	36.2	27	12	12	6	13	40	0	0
	Louisville-AAA	2-2	2.48	5	5	0	0	0	29.0	22	10	8	0	13	30	2	0
2010	Carolina-AA	7-6	2.83	18	18	0	0	0	111.1	97	43	35	9	24	97	2	0
	Louisville-AAA	4-4	5.85	10	9	0	0	1	52.1	61	35	34	9	21	41	0	0
2011	Louisville-AAA	3-1	6.33	6	4	0	0	0	27.0	35	19	19	4	7	17	1	0
	Carolina-AA	6-7	5.23	15	14	2	0	0	82.2	100	54	48	9	25	54	0	0
Minor League Totals - 5 yrs		37-32	4.21	109	91	2	0	1	562.0	589	293	263	56	159	464	11	0

KYLE LOTZKAR

PITCHER



BORN: 10/24/89
BIRTHPLACE: Delta, British Columbia
BATS/THROWS: L/R
HEIGHT: 6'4"
WEIGHT: 204
RESIDES: Delta, British Columbia

CAREER HIGHLIGHTS: Was selected by the Reds in the supplemental first round (53rd overall) of the June 2007 first-year player draft...was the organization's Minor League Co-Pitcher of the Month for August 2010...14 native Canadians have played for the Reds (1B Joey Votto, P Rheal Cormier, P Ryan Dempster, P Chris Reitsma, OF Glen Gorbous, P Bert Sincock, OF Doc Miller, P Clarence Currie, P Bob Hooper, OF Nigel Wilson, P Rube Vickers, OF Andy Kyle, P Win Kellum, OF Tip O'Neill).

2011 SEASON: Spent the season at Class A Dayton...from 7/17-8/3 was on the Dragons' disabled list with a strained left hamstring...in 66.2 innings recorded 72 strikeouts while allowing just 51 hits...over his final 7 starts went 2-1, 2.81 while opponents hit just .191 during that stretch...entered the season rated by Baseball America as the 10th-best prospect in the organization, and his curveball and control were rated the best among all Reds minor leaguers...on 11/18 was added to the 40-man roster.

SEASON HIGHLIGHTS

2010: In 10 starts and 2 relief apps at rookie AZL Reds and Billings combined to finish 3-1, 2.03...opponents hit just .182...began the season in Goodyear...was promoted on 8/21...in 4 starts with Billings allowed just 1 run, a solo HR to Missoula's Raul Navarro on 9/2...along with Josh Ravin was named the organization's Minor League Co-Pitcher of the Month for August (5gs, 2-0, 1.21, 22.1ip, 9bb, 32k)...**2009:** Missed the entire season with a stress fracture in his right elbow...**2008:** In his first full professional season recorded 50 strikeouts in 37.2 innings...following the season was named by Baseball America as the sixth-best prospect in the organization...**2007:** In 9 starts for rookie GCL Reds and Class A Dayton went 0-2, 3.10...following the season was ranked by Baseball America as the 13th-best prospect in the Gulf Coast League.

PERSONAL: Graduated from South Delta High School in Delta, British Columbia, Canada.

Yr	Club	W-L	ERA	G	GS	CG	SHO	SV	IP	H	R	ER	HR	BB	SO	WP	BK
07	GCL Reds - R	0-2	3.86	7	7	0	0	0	21.0	21	10	9	2	7	24	2	0
	Dayton - A	0-0	1.13	2	2	0	0	0	8.0	1	1	1	1	3	12	0	0
08	Dayton - A	2-3	3.58	10	10	0	0	0	37.2	29	19	15	2	24	50	2	2
09									Injured - Did Not Pitch								
10	AZL Reds - R	1-1	3.33	8	6	0	0	0	24.1	20	9	9	1	12	27	0	0
	Billings - R	2-0	0.45	4	4	0	0	0	20.0	8	1	1	1	2	33	0	1
11	Dayton - A	3-2	4.32	14	14	0	0	0	66.2	51	34	32	8	25	72	3	2
Minor Totals		8-8	3.39	45	43	0	0	0	177.2	130	74	67	15	73	218	7	5

DONALD LUTZ

OUTFIELDER

BORN: 2/6/89
BIRTHPLACE: Watertown, NY
BATS/THROWS: L/R
HEIGHT: 6'3"
WEIGHT: 234
RESIDES: Regensburg, Germany



ACQUIRED: Signed as an undrafted free agent on July 15, 2007.

CAREER HIGHLIGHTS: Last name rhymes with nuts...has played for the German national team...was the Reds' Minor League Player of the Month for August 2011...twice in his career has hit for the cycle, on 7/10/09 at GCL Twins and on 7/21/11 vs Peoria.

PLAYERS

2011 SEASON: At Class A Dayton ranked among Midwest League leaders in runs scored (85, T3rd), total bases (229, T4th) and batting average (.301, 7th)...among all Reds minor leaguers ranked T2nd in HR (20) and seventh in hitting...was the Reds' Minor League Player of the Month for August (29g, .374, 3hr, 29rbi, 2sb, .932ops)...hit .257 the first half of the season (60g, 9hr, 24rbi) and .340 over the second half (63g, 11hr, 51rbi)...on 7/21 vs Peoria became the first player in Dayton history to hit for the cycle...from 7/5-7/25 put together a 16-game hitting streak (.387)...on 11/18 was added to the 40-man roster.

SEASON HIGHLIGHTS

2010: Following the season played for Canberra in the Australian League...**2009:** While with the GCL Reds, on 7/10 at Twins hit for the cycle...**2008:** In his third professional game, on 6/24 vs the GCL Orioles, produced 3 hits, 2 doubles, 4rbi and 3 runs scored.

PERSONAL: Was born in Watertown, New York but moved to Germany at the age of 1...his Twitter handle is @BraunerHulk.

Yr	Club	AVG	G	AB	R	H	2B	3B	HR	RBI	SH	SF	HB	BB	SO	SB	CS	E
08	GCL Reds - R	.250	34	108	22	27	9	0	1	19	0	1	2	9	21	4	1	4
09	GCL Reds - R	.179	15	56	9	10	1	2	1	10	0	0	1	5	14	2	1	3
10	Billings - R	.286	55	203	36	58	10	4	7	28	0	5	4	21	45	6	2	2
11	Dayton - A	.301	123	465	85	140	23	3	20	75	0	0	7	34	125	5	4	9
Minor Totals		.281	228	835	152	235	43	9	29	132	0	6	14	69	205	17	8	18

RON MAHAY PITCHER



BORN: 6/28/71
BIRTHPLACE: Crestwood, IL
BATS/THROWS: L/L
HEIGHT: 6'2"
WEIGHT: 198
RESIDES: Scottsdale, AZ
COLLEGE: Suburban JC, South Holland, IL

OBTAINED: Signed as a free agent on 1/13/12.

CAREER HIGHLIGHTS: Last name is pronounced MAY-hay...has a 3.83era in 514 career apps during 14 seasons with the Red Sox, Athletics, Marlins, Cubs, Rangers, Braves, Royals and Twins...has limited opponents to a 249 career BA, including .234 by lefthanded batters...began his professional career as an outfielder and played that position for 5 seasons before he was converted to a pitcher in 1996...reached the Major Leagues as a pitcher in only his second season on the mound...career as a minor leaguer batted .250 with 16hr, 138rbi and 14sb.

2011 SEASON: Made 24 relief apps, all in the minor leagues for Diamondbacks and Cardinals affiliates...on 2/8 was signed by the Dodgers to a minor league contract...was released in spring training...on 4/8 was signed by Ari to a minor league contract...was released on 5/6...on 7/8 was signed by StL to a minor league contract...was released on 8/12.

2010: Was signed by the Twins during spring training...on 4/15, after 4 apps at Class A Fort Myers, was promoted to Min and spent the rest of the season there...opposing LH batters hit just .219...earned his only win of the season on 8/17 vs the WSox (7-6 win, 10 innings)...did not pitch after 8/21, when he suffered a strained right shoulder while attempting to field a ground ball.

2009: For the Royals and Twins combined to finish 2-1, 4.29 in 57 relief apps...was released by KC on 8/28 and signed with Min the next day.

2008: In his first season with KC established a career high with 5 wins...with 21 holds tied Ramon Ramirez for the staff lead...was the Royals' Pitcher of the Month for July (12g, 1-0, 0.63)...missed time in August and December while on the disabled list with plantar fasciitis.

2007: For the Royals and Braves combined to finish 3-0, 2.55 with 1 save in 58 relief apps...at the 7/31 trading deadline was sent to Atl, along with 1B Mark Teixeira, for C Jarrod Saltalamacchia, IF Elvis Andrus, P Matt Harrison, P Neftali Feliz and 1B Beau Jones...did not allow a run in 25 of his 30 apps for the Braves...in May and June spent time on KC's disabled list with a strained ribcage.

2006: Ranked second on the Rangers' staff with a career-high 62 apps and 9 holds...also established career bests with 56 strikeouts and 14 games finished...held the opponent scoreless in 43 of his 62g...stranded 76 percent of his inherited baserunners (29-38), 10th-best mark in the American League...recorded his only win of the season on 7/21 at WSox (10-3 win).

2005: With 6 holds ranked second on the Rangers' staff...was disabled in June with a left groin injury...on 8/4 was designated for assignment, then cleared waivers and was outrighted to Class AA Frisco.

2004: In his second season with the Rangers ranked among the staff leaders in holds (14, 2nd), apps (60, 3rd) and relief innings pitched (67.0, 3rd)...his 2.55era was the ninth-lowest among qualifying American League relievers and second-best among Texas relievers...posted a 2.10era in 25 apps vs AL West opponents...on 10/1 signed a 2-year contract extension.

PERSONAL: Graduated from Alan B. Shephard High School in Palos Heights, Illinois...played baseball for 2 seasons at Suburban Junior College in South Holland, IL...has been an extra on the daytime television show All My Children...wife's name is Alison...they have 2 daughters, Madison and Mackenzie, and a son, Mason.


PLAYERS

Yr	Club	W-L	ERA	G	GS	CG	SHO	SV	IP	H	R	ER	HR	BB	SO	WP	BK
96	Sarasota - A	2-2	3.82	31	4	0	0	2	70.2	61	33	30	5	35	68	4	1
	Trenton - AA	0-1	29.45	1	1	0	0	0	3.2	12	13	12	1	6	0	1	0
97	Trenton - AA	3-3	3.10	17	4	0	0	5	40.2	29	16	14	0	13	47	2	0
	Pawtucket - AAA	1-0	0.00	2	0	0	0	0	4.2	3	0	0	0	1	6	0	0
	Boston	3-0	2.52	28	0	0	0	0	25.0	19	7	7	3	11	22	3	0
98	Pawtucket - AAA	3-1	4.17	23	1	0	0	3	41.0	37	20	19	8	19	41	3	0
	Boston	1-1	3.46	29	0	0	0	1	26.0	26	16	10	2	15	14	3	0
99	Vancouver - AAA	7-2	4.29	32	15	0	0	0	107.0	116	57	51	12	45	73	5	0
	Oakland	2-0	1.86	6	1	0	0	1	19.1	8	4	4	2	3	15	0	0
00	Oakland	0-1	9.00	5	2	0	0	0	16.0	26	18	16	4	9	5	2	0
	Florida	1-0	6.04	18	0	0	0	0	25.1	31	17	17	6	16	27	2	0
	Calgary - AAA	0-1	4.85	8	0	0	0	0	13.0	7	7	7	1	7	15	1	0
01	Portland - AAA	1-2	3.78	14	0	0	0	0	16.2	13	9	7	2	5	18	0	0
	Iowa - AAA	3-1	2.31	36	0	0	0	14	46.2	29	12	12	5	10	52	3	0
	Chicago (NL)	0-0	2.61	17	0	0	0	0	20.2	14	6	6	4	15	24	1	0
02	Chicago (NL)	2-0	8.59	11	0	0	0	0	14.2	13	14	14	6	8	14	0	0
	Iowa - AAA	0-1	1.93	39	1	0	0	2	46.2	32	11	10	3	15	50	4	0
03	Oklahoma City - AAA	4-2	4.22	26	0	0	0	3	42.2	36	21	20	5	10	51	1	0
	Texas	3-3	3.18	35	0	0	0	0	45.1	33	19	16	3	20	38	4	0
04	Texas	3-0	2.55	60	0	0	0	0	67.0	60	23	19	5	29	54	2	0
05	#Oklahoma City - AAA	0-0	0.00	3	0	0	0	0	3.2	2	0	0	0	1	5	0	0
	Texas	0-2	6.81	30	0	0	0	1	35.2	47	28	27	8	16	30	2	0
	Frisco - AA	1-3	7.78	5	5	0	0	0	19.2	24	19	17	3	9	20	1	0
06	Oklahoma City - AAA	0-1	1.42	5	0	0	0	2	6.1	5	4	1	0	0	11	0	0
	Texas	1-3	3.95	62	0	0	0	0	57.0	54	30	25	7	28	56	1	0
07	#Oklahoma City - AAA	0-1	11.12	4	0	0	0	0	5.2	10	8	7	1	4	5	1	0
	#Frisco - AA	0-0	0.00	3	0	0	0	0	4.2	5	2	0	0	1	4	0	0
	Texas	2-0	2.77	28	0	0	0	1	39.0	33	12	12	3	21	32	0	1
	Atlanta	1-0	2.25	30	0	0	0	0	28.0	19	8	7	1	16	23	1	0
08	Kansas City	5-0	3.48	57	0	0	0	0	64.2	61	27	25	6	29	49	1	0
09	Kansas City	1-1	4.79	41	0	0	0	0	41.1	55	26	22	9	19	34	4	0
	Minnesota	1-0	2.00	16	0	0	0	0	9.0	7	3	2	1	3	8	1	0
10	Fort Myers - A	0-1	1.93	4	0	0	0	0	4.2	5	1	1	0	1	4	0	0
	Minnesota	1-1	3.44	41	0	0	0	0	34.0	33	15	13	5	8	25	1	0
11	Reno - AAA	0-2	9.58	10	0	0	0	0	10.1	16	14	11	2	7	8	0	0
	Palm Beach - A	0-0	0.00	2	0	0	0	0	2.0	2	1	0	0	0	4	0	0
	Memphis - AAA	1-0	1.64	12	0	0	0	0	11.0	8	2	2	1	3	8	0	0
	Major Totals	27-12	3.83	514	3	0	0	4	568.0	539	273	242	75	266	470	28	1
	AL Totals	23-12	3.72	438	3	0	0	4	479.1	462	228	198	58	211	382	24	1
	NL Totals	4-0	4.47	76	0	0	0	0	88.2	77	45	44	17	55	88	4	0
	Minor Totals	26-24	3.97	277	31	0	0	31	501.1	452	250	221	49	192	490	26	1

Injury rehab

CORKY MILLER

CATCHER



BORN: 3/18/76
BIRTHPLACE: Yucaipa, CA
BATS/THROWS: R/R
HEIGHT: 6'1"
WEIGHT: 254
RESIDES: Yucaipa, CA
COLLEGE: University of Nevada-Reno

OBTAINED: Originally signed as a free agent by Cincinnati on 6/5/98...has signed a one-year contract with the Reds in each November of 2009, 2010 and 2011 for the subsequent seasons.

CAREER HIGHLIGHTS: Was named International League Player of the Week for 8/18-9/24, 2008...in a 2003 poll of International League managers was named the league's best defensive catcher...in Baseball America's 2001 post-season poll was voted the best defensive catcher in the Southern League...in both 2000 and 2001 was selected to play in the Southern League All-Star Game...following the 2000 season was voted the "player you want most in your clubhouse" and the "player who will make the best future manager" in a USA Today Baseball Weekly poll of his Southern League peers...in 1999 was selected to play in the Midwest League All-Star Game...in 1,103g over 14 professional seasons has been hit by a pitch 201 times...in 2001 was hit by a pitch 33 times, including 31 in the minors that ranked as the second-highest total among all minor league players...in 2000 was hit by a pitch 30 times, the highest total in all of minor league baseball...in 1999 was hit by a pitch 31 times, the second-highest total among all minor league players...with 82 doubles is tied with Billy Lyons for third on Louisville's all-time list (Gene Roof 88, Kevin Barker 97).

2011 SEASON: Spent the season at Class AAA Louisville, where he appeared in 49g...beginning 8/22 finished the year on the Bats' disabled list with a sprained left thumb...was 1 of 6 players to spend the entire season at Louisville (Scott Carroll, Danny Dorn, Jerry Gil, Michael Griffin, Kris Negron)...on 7/23 vs Charlotte homered for the 700th hit of his minor league career...on 8/12 vs Indianapolis started at 1B, his first start at that position while in the Reds' organization...on 11/2 became a 6-year minor league free agent but 2 days later was re-signed by the Reds to a minor league contract with an invitation to Major League spring training camp.

2010: Spent most of the season at Louisville (54g, 276, 6hr, 35rbi)...made 32 apps and 19 starts during 2 stints with the Reds...from 5/29-7/21 made 24 apps and 18 starts while Ryan Hanigan was disabled...was promoted again on 9/1 and finished the year with 8 more apps and 1 more start...the staff went 8-11 in his starts...Reds pitchers posted a team-best 2.86era while he caught...threw out 2-10 baserunners attempting to steal (20 percent)...in the second inning of the 4-2 win on 6/22 at Oak produced a 2-out, 2-run single off Dallas Braden that gave the Reds a 2-0 lead they would not relinquish...in the fifth inning of the 8-6 win on 7/5 at NYM produced a 2-run double off Mike Pelfrey that gave the Reds a 6-1 lead...following the season cleared waivers, refused an outright assignment, elected free agency and then immediately was re-signed to a minor league contract and invited to 2011 Major League spring training camp.

2003: Spent most of the season at Louisville...led the Bats with 28 doubles, a career high...appeared in 14g during 2 stints with the Reds (8/12-8/27, 9/8-end of season)...Reds pitchers went 5-4 in his 9 starts behind the plate and posted a 4.46era while he caught (78.2ip, 39er)...led Louisville with 95 starts behind the plate...hit a grand slam on 6/4 vs Richmond...on 6/25 vs Norfolk tied the club record with 3 doubles.

2002: Split the season between the Reds (39g, 254, 3hr, 15rbi) and Class AAA Louisville (43g, 231, 6hr, 21rbi)...began the season at Louisville and appeared in 6g there (421, 1hr, 5rbi) before he was promoted on 4/11, when C Kelly Stinnett went on the 15-day disabled list...for the Reds made 37 of his 39 apps and 33 of his 35 starts before he was optioned to Louisville on 7/15, when Stinnett came off the DL...spent the rest of the minor league season at Louisville and in 37 more games there hit .200 (5hr, 16rbi)...on 7/23 at Phi recorded his first career hit, a single off Tony McKnight...on 9/25 at Phi recorded his first RBI, a sac fly off Cliff Politte...on 9/27 at Phi became the first Reds catcher to steal home since Johnny Bench did it on 9/6/76 vs Hou as part of a double steal with George Foster...Miller's stolen base was a straight steal of home off Omar Daal and the first of his career...on 9/28 vs Mil hit his first career homer, a solo shot off Mike Thurman...on 10/3 at Cbs had the best game of his brief Major League career when he produced 2 hits, 2 homers, 4rbi and 2 runs scored, all career highs...in that game hit a 3-run HR and a solo HR, both off Jon Lieber...Reds pitchers went 5-11 in his 16 starts and posted a 3.76era (139ip, 58er) while he caught...threw out 6-14 (43%) baserunners attempting to steal...began the season at Chattanooga (59g, 276, 9hr, 42rbi) and on 7/7 was promoted to Louisville (44g, 347, 7hr, 48rbi)...on 8/29 at Toledo became the 11th player in Louisville history to record 5 hits in a game...RiverBats pitchers went 25-15 in his 40 starts and posted a 3.76era (352ip, 147er) while he caught...threw out 25-42 (60%) International League baserunners attempting to steal...was hit by a pitch 31 times in the minors and twice while with the Reds, including an HBP by Hou's Roy Oswalt in Miller's Major League debut...following the season played for the Grand Canyon Rattlers in the prestigious Arizona Fall League (17g, 185, 3 2b, 2hr, 15rbi)...led all AFL catchers in caught-stealing percentage (15-20, 65%).

2001: In his Major League debut appeared in 17g, including 16 starts behind the plate...spent most of the season in the minor leagues, where in 103g at Louisville and Chattanooga he combined to hit .309 (16hr, 70rbi)...was the third-highest BA of any Reds minor leaguer...was promoted to Cin on 9/3, after Kelly Stinnett had season-ending elbow and knee surgeries...started 12 of the Reds' last 14g of the season after Jason LaRue was injured on 9/21...on 9/4 vs Hou made his Major League debut (0-3, 1hbp)...on 9/7 at Pit recorded his first career hit, a single off Tony McKnight...on 9/25 at Phi recorded his first RBI, a sac fly off Cliff Politte...on 9/27 at Phi became the first Reds catcher to steal home since Johnny Bench did it on 9/6/76 vs Hou as part of a double steal with George Foster...Miller's stolen base was a straight steal of home off Omar Daal and the first of his career...on 9/28 vs Mil hit his first career homer, a solo shot off Mike Thurman...on 10/3 at Cbs had the best game of his brief Major League career when he produced 2 hits, 2 homers, 4rbi and 2 runs scored, all career highs...in that game hit a 3-run HR and a solo HR, both off Jon Lieber...Reds pitchers went 5-11 in his 16 starts and posted a 3.76era (139ip, 58er) while he caught...threw out 6-14 (43%) baserunners attempting to steal...began the season at Chattanooga (59g, 276, 9hr, 42rbi) and on 7/7 was promoted to Louisville (44g, 347, 7hr, 48rbi)...on 8/29 at Toledo became the 11th player in Louisville history to record 5 hits in a game...RiverBats pitchers went 25-15 in his 40 starts and posted a 3.76era (352ip, 147er) while he caught...threw out 25-42 (60%) International League baserunners attempting to steal...was hit by a pitch 31 times in the minors and twice while with the Reds, including an HBP by Hou's Roy Oswalt in Miller's Major League debut...following the season played for the Grand Canyon Rattlers in the prestigious Arizona Fall League (17g, 185, 3 2b, 2hr, 15rbi)...led all AFL catchers in caught-stealing percentage (15-20, 65%).

MINOR LEAGUES

2000: At Class AA Chattanooga was selected to play in the Southern League All-Star Game...**1999:** At Class A Rockford and Class AA Chattanooga combined to hit .264 with 14hr and 56rbi in 99g...threw out 57-139 base runners attempting to steal (410)...**1998:** In his first pro season played for Billings.

PERSONAL: Corky is his given name...in 1994 graduated from Yucaipa (CA) High School, where in his junior and senior seasons he was All-State and All-CIF...in 1996 graduated from San Bernardino Valley (CA) Junior College...attended the University of Nevada-Reno, where in 1997 he was All-Big West Conference and in 1998 he was a second-team All-American. **TWITTER:** @Corky_Miller

Yr	Club	AVG	G	AB	R	H	2B	3B	HR	RBI	SH	SF	HB	BB	SO	SB	CS	E
98	Billings - R	.271	45	129	28	35	8	0	5	24	2	2	21	24	24	1	4	14
99	Rockford - A	.287	66	195	43	56	10	1	10	40	1	1	20	33	42	3	6	14
	Chattanooga - AA	.221	33	104	20	23	10	0	4	16	0	1	11	11	30	0	0	3
00	Chattanooga - AA	.233	103	317	40	74	18	0	9	44	1	1	30	41	51	5	8	16
01	Chattanooga - AA	.276	59	170	25	47	12	0	9	42	1	0	19	25	32	1	2	7
	Louisville - AAA	.347	44	144	30	50	11	0	7	28	0	1	12	10	19	2	0	2
	Cincinnati	.184	17	49	5	9	2	0	3	7	0	2	2	4	16	1	0	1
02	Louisville - AAA	.231	43	134	14	31	5	0	6	21	3	0	6	16	21	1	2	2
	Cincinnati	.254	39	114	9	29	10	0	3	15	1	1	4	9	20	0	0	2
03	Louisville - AAA	.249	103	354	49	88	28	0	11	43	1	3	7	35	58	0	0	7
	Cincinnati	.267	14	30	4	8	0	0	0	1	0	1	2	5	7	0	0	0
04	Cincinnati	.026	13	39	2	1	0	0	0	3	0	1	3	6	12	0	0	1
	Louisville - AAA	.220	74	227	31	50	14	0	6	37	1	5	9	25	44	0	0	4
05	Minnesota	.000	5	12	0	0	0	0	0	0	0	0	0	0	2	0	0	0
	Rochester - AAA	.229	59	170	35	39	7	0	11	25	8	0	14	27	30	0	2	3
06	Tacoma - AAA	.333	2	6	1	2	0	0	0	0	0	0	0	1	1	0	0	0
	Pawtucket - AAA	.258	63	198	29	51	11	0	13	36	0	4	6	22	43	0	0	6
	Boston	.000	1	4	0	0	0	0	0	0	0	0	0	0	1	0	0	0
07	Richmond - AAA	.210	64	181	12	38	8	0	4	25	0	3	13	25	26	4	0	3
	Atlanta	.259	12	27	3	7	2	0	1	4	0	0	1	1	5	0	0	0
08	Atlanta	.083	31	60	4	5	0	0	1	5	1	1	0	5	15	0	0	3
	Richmond - AAA	.339	16	56	9	19	3	0	5	12	0	0	2	9	11	0	1	0
09	Chicago (AL)	.205	14	39	5	8	3	0	0	5	0	0	0	3	9	0	0	0
	Charlotte - AAA	.143	4	7	0	1	0	0	0	0	0	0	1	2	2	0	0	0
	Louisville - AAA	.286	23	77	13	22	5	0	0	8	2	0	3	8	7	0	0	0
	Cincinnati	.179	21	56	4	10	1	0	1	10	2	1	1	9	14	0	0	0
10	Louisville - AAA	.276	54	181	29	50	13	0	6	35	3	1	5	19	31	0	1	0
	Cincinnati	.243	32	74	5	18	5	0	2	9	1	0	2	2	16	0	0	0
11	Louisville - AAA	.200	49	145	21	29	6	0	3	11	4	0	7	26	20	1	0	1
	Major Totals	.188	199	504	41	95	23	0	11	59	5	7	15	44	117	1	0	7
	AL Totals	.145	20	55	5	8	3	0	0	5	0	0	0	3	12	0	0	0
	NL Totals	.194	179	449	36	87	20	0	11	54	5	7	15	41	105	1	0	7
	Reds Totals	.207	136	362	29	75	18	0	9	45	4	6	14	35	85	1	0	4
	Minor Totals	.252	904	2795	429	705	169	1	109	447	27	22	186	359	492	18	26	82

DIONER NAVARRO

CATCHER

BORN: 2/9/84
BIRTHPLACE: Caracas, Venezuela
BATS/THROWS: S/R
HEIGHT: 5'9"
WEIGHT: 205
RESIDES: Phoenix, AZ



ACQUIRED: Signed by the Reds to a minor league contract on 1/16/12.

CAREER HIGHLIGHTS: In 2008 was an American League All-Star...at 24 years old that year became the youngest starting catcher on an American League pennant winner since Bal's Andy Etchebarren, 23, in 1966...in 2006 became the first catcher in Major League history to start and finish a triple play (2-6-2 with SS Ben Zobrist)...in his career has thrown out 135-453 baserunners attempting to steal (30%) to rank 15th out of the 45 catchers in that span who have had at least 250sb attempts with them behind the plate.

2011 SEASON: Led all Major League catchers with 5 pickoffs (54g, 46gs at C)...began the season on the Dodgers' disabled list with a strained right oblique suffered during spring training...missed LAD's first 23g before he was reinstated on 4/25...on 8/23 was designated for assignment and on 8/30 was released.

2010: Made his fourth Opening Day start for the Rays...was optioned to Class AAA Durham on 6/25 and played there until rosters expanded in September. **2009:** Hit .279 vs lefthanded pitchers, fourth-best among all Major League catchers vs LHP...his 8 sacrifice bunts tied LAA's Jeff Mathis for second among all big league catchers (Det's Gerald Laird, 10). **2008:** Became the first Rays catcher ever to make the All-Star team...caught 8 innings and singled in the 15th to contribute to the American League's game-winning rally at Yankee Stadium...also threw out Cristian Guzman trying to steal...at 24 years old was the youngest starting catcher on an AL pennant winner since Bal's Andy Etchebarren, 23, in 1966...led the Rays in hitting (.295), second among all AL catchers to Min's Joe Mauer (.330)...hit .300 every day until 8/12...his grand slam off Shawn Camp on 5/8 at Tor was TB's first ever in extra innings (13th)...that 8-3 win started the Rays on a 38-17 run...caught every inning of the Rays' playoff run and led the club with an overall postseason batting average of .293. **2006:** Began the season as the Dodgers' primary catcher and started 23 of their first 29g...was traded to TB in a 5-player deal on 6/27...on 7/16 vs LAA tied a Rays record by throwing out 3 potential base stealers. **2005:** While with the Dodgers, recorded his first career home run on 8/12 vs NYM, a solo walkoff shot off Braden Loper in the 10th inning...was a Pacific Coast League mid-season All-Star. **2004:** At age 20 made his Major League debut on 9/7 for NYY vs TB as a defensive replacement...at the time of his debut was the third-youngest player in the majors behind B.J. Upton and Andres Blanco...recorded his first career hit on 9/13 at KC, a single off Chris George.

PERSONAL: In 2009, Dioner and wife Sherley established the Dioner Navarro Family Foundation, which includes as one of its main beneficiaries St. Joseph's Hospital in Tampa...in 2003, Sherley suffered a brain aneurysm and was given a slim chance to live but recovered fully at St. Joseph's...since then, Dioner has worn uniform number 30 in recognition of September 30, 2003, the day the doctors said Sherley was expected to pass away...is a natural righthanded batter but started switch hitting at age 13.

PLAYERS

Yr	Club	AVG	G	AB	R	H	2B	3B	HR	RBI	SH	SF	HB	BB	SO	SB	CS	E
01	GCL Yankees - R	.280	43	143	27	40	10	1	2	22	1	5	0	17	23	6	0	3
02	Greensboro - A	.238	92	328	41	78	12	2	8	36	0	2	5	39	61	1	2	8
	Tampa - A	.500	1	2	1	1	0	0	0	0	0	0	0	0	0	0	0	0
03	Tampa - A	.299	52	197	28	59	16	4	3	28	1	2	4	17	27	1	0	3
	Trenton - AA	.341	58	208	28	71	15	0	4	37	1	5	1	18	26	2	3	4
04	Trenton - AA	.271	70	255	32	69	14	1	3	29	1	2	1	33	44	1	0	7
	Columbus - AAA	.250	40	136	18	34	8	2	1	16	0	4	1	14	17	1	0	2
	New York (AL)	.429	5	7	2	3	0	0	0	1	0	0	0	0	0	0	0	0
05	Las Vegas - AAA	.266	75	241	31	64	12	0	6	29	2	3	2	38	24	2	2	1
	Los Angeles (NL)	.273	50	176	21	48	9	0	3	14	1	0	2	20	21	0	0	2
06	Los Angeles (NL)	.280	25	75	5	21	2	0	2	8	0	0	0	11	18	1	0	1
	Las Vegas - AAA	.175	11	40	3	7	2	0	0	2	0	0	0	3	7	1	0	0
	Tampa Bay	.244	56	193	23	47	7	0	4	20	1	1	1	20	33	1	1	7
07	Tampa Bay	.227	119	388	46	88	19	2	9	44	7	5	1	33	67	3	1	14
08	#Vero Beach - A	.400	4	10	4	4	1	0	1	4	0	0	2	6	1	1	0	0
	Tampa Bay	.295	120	427	43	126	27	0	7	54	3	3	3	34	49	0	4	5
09	Tampa Bay	.218	115	376	38	82	15	0	8	32	8	3	5	18	51	5	2	5
10	Durham - AAA	.284	43	141	19	40	9	0	2	21	1	2	2	23	25	3	0	0
	Tampa Bay	.194	48	124	11	24	5	0	1	7	5	0	1	12	20	0	1	4
11	#Chattanooga - AA	.143	5	14	0	2	0	0	0	1	0	0	0	3	1	2	0	1
	Los Angeles (NL)	.193	64	176	13	34	6	1	5	17	3	2	1	20	35	0	0	7
Major Totals		.244	602	1942	202	473	90	3	39	197	28	14	14	168	294	10	9	45
AL Totals		.244	463	1515	163	370	73	2	29	158	24	12	11	117	220	9	9	35
NL Totals		.241	139	427	39	103	17	1	10	39	4	2	3	51	74	1	0	10
Minor Totals		.273	494	1715	232	469	99	10	30	225	7	25	18	211	256	21	7	29

Injury rehab

KRISTOPHER NEGRON

INFIELDER



BORN: 2/1/86
BIRTHPLACE: Willingboro, NJ
BATS/THROWS: R/R
HEIGHT: 6'0"
WEIGHT: 193
RESIDES: Napa, CA
COLLEGE: Cosumnes River College

OBTAINED: Traded to Cincinnati from Boston in exchange for SS Alex Gonzalez and cash on 8/14/09.

DRAFT: Selected by Boston in the seventh round (223rd overall) in the 2006 First-Year Player Draft.

CAREER HIGHLIGHTS: Last name is pronounced neh-GRONE...in *Baseball America's* 2010 Best Tools issue was rated the best defensive shortstop in the Southern League... was the Arizona Fall League's Player of the Week for 11/8-11/14, 2010.

2011 SEASON: Spent his first full season at Class AAA... led Louisville with 86 starts batting eighth in the order and ranked second in overall apps...on 8/10 at Toledo hit the Bats' only inside-the-park HR of the season...on 8/25 vs Lehigh Valley hit a leadoff HR.

SEASON HIGHLIGHTS

2010: Spent most of the season at Class AA Carolina but made 7 apps during 2 stints with Class AAA Louisville (8/24, 8/31-remainder of the season)...with 35 stolen bases ranked second among all Reds minor league batters...his 34 steals for Carolina ranked T4th in the Southern League...in *Baseball America's* Best Tools issue was rated the best defensive shortstop in the Southern League...following the season played for the Peoria Saguaros in the prestigious Arizona Fall League (24g, .296, 4 2b, 4 3b, 4hr, 16rbi)...was the AFL's Player of the Week for 11/8-11/14 (.368, 2hr, 5rbi)...on 11/19 was added to the 40-man roster...**2009:** In 134 apps at Class A Salem and Sarasota and Class AA Carolina hit .259 with 6hr, 41rbi and 27 stolen bases...on 8/14 was traded from Bos to Cin in exchange for SS Alex Gonzalez and cash...twice hit 2 homers in a game (4/23 vs Myrtle Beach, 8/25 vs Tennessee)...for Salem, hit safely in 12 straight games from 7/22-8/3 (.364, 16-44)...**2008:** In 129g at Class A Greenville and Lancaster and Class AA Portland hit .265 with 8hr, 46rbi and 31 steals...ranked among Red Sox minor league leaders in games (129, 2nd), triples (8, T2nd), stolen bases (31, 3rd) and runs scored (73, 10th)...earned Red Sox Minor League Base Stealer of the Month for May (9 steals in 9 attempts) and Red Sox Minor League Base Runner of the Month for August/September (6 steals in 7 attempts, 15 extra-base hits)... on 8/22 vs Bakersfield went 5-for-5 with a pair of homers and 5 RBI...in the 10th inning of Game 2 of the California League semifinals belted a 3-run walkoff homer...played 108g at 2B but also played SS, 3B and all 3 outfield positions...**2007:** With 31 stolen bases at Class A Greenville and Lancaster ranked second among all Red Sox farmhands...was named Red Sox Minor League Base Stealer of the Month for May (8 steals in 9 attempts)...**2006:** In his first professional season hit .270 with 2hr, 21rbi and 15 stolen bases in 50 apps with the Rookie GCL Red Sox and Class A Lowell Spinners.

PERSONAL: Played at Cosumnes River College in Sacramento, California.

Yr	Club	AVG	G	AB	R	H	2B	3B	HR	RBI	SH	SF	HB	BB	SO	SB	CS	E
06	GCL Red Sox - R	.261	41	142	19	37	6	2	2	16	3	0	5	12	20	10	0	11
	Lowell - A	.393	9	28	8	11	2	1	0	5	2	0	1	4	2	5	1	1
07	Greenville - A	.226	112	403	61	91	11	4	3	29	5	0	13	46	97	29	7	15
	Lancaster - A	.182	3	11	3	2	0	0	0	0	0	0	2	0	2	2	0	1
08	Greenville - A	.244	92	311	50	76	15	5	1	27	6	4	10	31	48	25	5	9
	Portland - AA	.143	4	7	0	1	1	0	0	0	1	0	0	1	2	0	0	1
	Lancaster - A	.328	33	116	23	38	8	3	7	19	1	3	6	5	25	6	1	6
09	Salem - A	.264	111	409	69	108	17	4	3	34	6	2	8	39	83	20	3	20
	Sarasota - A	.208	8	24	6	5	0	0	1	2	0	0	0	5	8	3	1	1
	Carolina - AA	.241	15	54	11	13	2	0	2	5	1	0	4	8	7	4	1	3
10	Carolina - AA	.272	120	470	79	128	19	6	11	41	7	3	16	51	97	34	9	19
	Louisville - AAA	.190	7	21	1	4	1	0	0	0	0	0	0	0	6	1	0	0
11	Louisville - AAA	.216	123	417	54	90	16	4	9	45	11	5	10	22	102	11	1	17
Minor Totals		.250	678	2413	384	604	98	29	39	223	43	17	75	224	499	150	29	104

FELIX PEREZ

OUTFIELDER

BORN: 11/14/84
BIRTHPLACE: Cuba
BATS/THROWS: L/L
HEIGHT: 6'2"
WEIGHT: 190
RESIDES: Hialeah Gardens, FL



OBTAINED: Signed as a non-drafted free agent on 5/15/10.

Yr	Club	AVG	G	AB	R	H	2B	3B	HR	RBI	SH	SF	HB	BB	SO	SB	CS	E
2010	DSL Reds-R	.429	16	63	11	27	5	1	1	14	0	0	0	7	8	2	3	0
	Lynchburg-A	.338	16	65	8	22	4	2	0	9	0	1	3	4	10	1	1	0
	Carolina-AA	.266	35	139	11	37	5	1	2	11	1	0	7	5	31	8	4	1
2011	Carolina-AA	.257	92	327	41	84	16	3	4	32	2	2	6	14	50	7	2	8
	Louisville-AAA	.206	9	34	3	7	1	0	0	1	0	0	0	2	4	1	1	0
Minor League Totals - 2 yrs		.282	168	628	74	177	31	7	7	67	3	3	16	32	103	19	11	9

DENIS PHIPPS

OUTFIELDER

BORN: 7/22/85
BIRTHPLACE: San Pedro de Macoris, DR
BATS/THROWS: R/R
HEIGHT: 6'3"
WEIGHT: 210
RESIDES: San Pedro de Macoris, DR



OBTAINED: Signed as a non-drafted free agent on May 3, 2004.

CAREER HIGHLIGHTS: In 2011 was the organization's Minor League Hitter of the Year, a Southern League All-Star and the organization's Player of the Month for both June and July...in *Baseball America's* 2011 Best Tools issue was rated Best Infield Arm in the Southern League...in 2008 was a Midwest League All-Star.

2011 SEASON: Was the organization's Minor League Hitter of the Year and a Southern League All-Star...in *Baseball America's* Best Tools issue was rated Best Infield Arm in the Southern League...combined to hit .346 (34 2b, 7 3b, 12hr, 64rbi) in 122 apps at Carolina (4/7-7/22) and Louisville (7/24-9/5)...led all Reds minor leaguers in batting average...was the organization's Player of the Month in both June (25g, .418, 10 2b, 5 3b, 1hr, 8rbi, 3sb, 1.111ops) and July (19g, .425, 5 2b, 6hr, 20rbi, 1sb, 1.184ops)...from 6/18-7/7 put together a 16-game hitting streak...from 5/10-5/17 was on Carolina's disabled list with a sprained left middle finger...on 10/26 was added to the 40-man roster...played for Estrellas de Oriente in the Dominican Winter League (31g, .297, 8 2b, 2hr, 10rbi).

SEASON HIGHLIGHTS

2009: For Class A Sarasota ranked among Florida State League leaders in games (134, 1st), doubles (32, 2nd) and at-bats (493, 2nd)...**2008:** At Class A Dayton was a Midwest League All-Star...had a 12-game hitting streak from 4/26-5/10 (21-47, .447)...following the season played for Oriente of the Dominican Winter League.

PLAYERS

Yr	Club	AVG	G	AB	R	H	2B	3B	HR	RBI	SH	SF	HB	BB	SO	SB	CS	E
04	DSL Reds - R	.163	43	123	14	20	6	1	1	12	0	2	3	18	42	2	0	6
05	DSL Reds - R	.263	51	167	27	44	10	2	1	13	3	0	3	26	49	20	7	-
06	GCL Reds - R	.280	43	164	21	46	10	1	3	22	0	1	3	8	31	6	6	3
	Billings - R	.315	17	54	7	17	3	0	1	10	2	1	0	5	19	1	0	2
07	Dayton - A	.238	125	450	65	107	14	2	9	53	0	4	10	41	98	18	6	9
08	Dayton - A	.255	124	474	57	121	19	4	7	57	0	6	4	34	113	10	10	9
09	Sarasota - A	.239	*134	493	51	118	32	5	10	55	5	6	5	31	108	18	8	8
	Carolina - AA	.000	3	4	0	0	0	0	0	0	0	0	0	0	1	0	0	0
10	Lynchburg - A	.333	25	93	23	31	10	1	8	21	0	0	0	10	19	9	1	0
	Carolina - AA	.228	104	372	44	85	22	3	4	35	1	2	4	32	86	8	9	10
11	Carolina - AA	.328	82	305	53	100	22	5	7	38	0	4	2	27	83	10	6	3
	Louisville - AAA	.380	40	158	30	60	12	2	5	26	0	1	1	13	41	4	1	0
Minor Totals		.262	791	2857	392	749	160	26	56	342	11	27	35	245	690	106	54	50

* Led Florida State League

CHAD REINEKE

PITCHER



BORN: 4/9/82
BIRTHPLACE: Defiance, OH
BATS/THROWS: R/R
HEIGHT: 6'6"
WEIGHT: 230
RESIDES: Defiance, OH
COLLEGE: Miami (OH)

OBTAINED: Signed to a minor league contract on 1/6/12.

DRAFT: Selected by Houston in the 13th round of the 2004 First-Year Player Draft.

CAREER HIGHLIGHTS: Last name is pronounced RINE-eh-kee...played baseball in nearby Oxford at Miami University...in 2006 was a Carolina League All-Star.

2011 SEASON: Spent most of the season at Class AAA Louisville, where he ranked sixth among all Reds minor leaguers with a 3.84era...led the Bats in victories (9)...made 2 apps for the Reds, started and suffered the 7-2 loss on 5/31 vs Mil (6.1ip, 5h, 6r, 5er, 5bb, 2k, Hart 3-run HR, Lucroy solo HR) and pitched in relief in the 9-6 loss on 6/5 vs LAD (0.1ip, 1bb, 1k)...was optioned to Louisville on 6/6, when Daryl Thompson was promoted, and on 6/22 was outrighted off the roster...from 7/22-8/10 was on Louisville's disabled list with right shoulder tendinitis...in the 9-0 win on 4/24 at Toledo threw 3.0 innings for his only save of the season...on 10/10/11 elected free agency but on 11/17 was re-signed by the Reds to a minor league contract with his second straight invitation to Major League spring training camp...pitched for Leones del Caracas in the Venezuelan Winter League (6gs, 4-2, 3.90, 27.2ip, 38h, 7bb, 27k, 1hr).

2009: Just before Opening Day was traded from the Padres to the A's and spent most of the season at Class AAA Sacramento...spent 1 day on the Athletics' roster, on 8/5 started vs the Rangers and received no decision in the 7-5 victory (5ip, 7h, 4er, 0bb, 1k, 2hr)...the next day was optioned back to Sacramento and spent the rest of the year there...following the season was outrighted off Oak's roster and elected free agency...on 12/18 was signed by the Reds to a minor league contract.

2008: Spent most of the season at Class AAA, first with the Astros' Round Rock affiliate and then with the Padres' Portland club...on 7/22 was traded from Hou to SD for LHP Randy Wolf...in his Major League debut made 3 starts and 1 relief appearance...prior to the trade, was recalled by the Astros on 7/8 but was returned to Round Rock the same day, before he made an appearance...made his big league debut on 8/16 vs Phi, started the 8-3 win and became the 19th pitcher in Padres history to record a victory in his first career appearance (5ip, 5h, 3er, 3bb, 5k)...earned his second victory in his third start, on 8/26 vs Ari, in which he denied Brandon Webb his 20th win of the season...according to Elias, in the last 50 years only 3 other pitchers with fewer than 2 career wins defeated an opposing starter seeking his 20th win of the season (Wayne Franklin vs Roy Oswalt in 2002, Rick Kreuger vs Ed Figueroa in 1976, Bill Gogolewski vs Jim Palmer in 1970)...did not pitch after 8/30 because of a stress reaction in his right scapula area...entered the season rated Hou's ninth-best prospect...Baseball America rated his slider as the best in the Astros organization.

MINOR LEAGUES

2010: Spent the season at Class AAA Louisville...with 9 victories fell 1 shy of his single-season career high...on 6/22 vs Toledo tied his career high by throwing 8.0 innings...became a free agent following the season but on 11/20 was re-signed to a minor league contract...following the regular season pitched for Leones del Caracas in the Venezuelan Winter League (6gs, 2-1, 3.55, 25.1ip, 26h, 11bb, 12k)...was invited to 2011 Major League spring training camp...**2007:** At Class AAA Round Rock led the pitching staff in strikeouts (95)...for the second straight year pitched for Mesa in the prestigious Arizona Fall League...**2006:** At Class A Salem was a Carolina League All-Star...on 7/10 was promoted to Class AA Corpus Christi...pitched for Mesa in the Arizona Fall League...**2005:** Spent the entire season at Class A Lexington, where from 8/15-8/21 he was named the club's Pitcher of the Week...**2004:** Made his professional debut with 23 relief apps for Class A Tri-City.

PERSONAL: Graduated from Ayersville High School in Defiance, Ohio.

Yr	Club	W-L	ERA	G	GS	CG	SHO	SV	IP	H	R	ER	HR	BB	SO	WP	BK
04	Tri-City - A	1-2	2.45	23	0	0	0	3	36.2	27	13	10	0	23	52	3	0
05	Lexington - A	10-8	3.52	42	11	0	0	4	102.1	84	46	40	5	49	108	6	0
06	Salem - A	6-5	2.98	17	17	1	0	0	99.2	82	42	33	5	29	87	7	0
	Corpus Christi - AA	1-3	3.05	15	4	0	0	0	44.1	33	17	15	3	26	45	1	0
07	Round Rock - AAA	5-5	4.68	32	16	0	0	0	100.0	99	61	52	7	52	95	7	0
08	Round Rock - AAA	5-9	4.41	20	19	1	0	0	112.1	112	62	55	15	35	100	2	0
	Portland - AAA	0-1	4.15	3	3	0	0	0	17.1	17	8	8	5	6	13	0	0
	San Diego	2-1	5.00	4	3	0	0	0	18.0	14	10	10	1	12	13	0	0
09	Sacramento - AAA	9-4	4.75	30	22	0	0	2	125.0	134	73	66	17	52	91	9	0
	Oakland	0-0	7.20	1	1	0	0	0	5.0	7	4	4	2	0	1	0	0
10	Louisville - AAA	9-9	3.91	32	19	0	0	1	131.1	136	60	57	17	36	83	5	0
11	Louisville - AAA	9-7	3.84	25	22	0	0	1	126.2	143	65	54	13	39	77	5	0
	Cincinnati	0-1	6.75	2	1	0	0	0	6.2	5	6	5	2	6	3	1	0
	Major Totals	2-2	5.76	7	5	0	0	0	29.2	26	20	19	5	18	17	1	0
	AL Totals	0-0	7.20	1	1	0	0	0	5.0	7	4	4	2	0	1	0	0
	NL Totals	2-2	5.47	6	4	0	0	0	24.2	19	16	15	3	18	16	1	0
	Reds Totals	0-1	6.75	2	1	0	0	0	6.2	5	6	5	2	6	3	1	0
	Minor Totals	55-53	3.92	239	133	2	0	11	895.2	867	447	390	87	347	751	45	0

BILL RHINEHART

INFIELDER



BORN: 11/22/84
BIRTHPLACE: Orangevale, CA
BATS/THROWS: L/L
HEIGHT: 6'0"
WEIGHT: 217
RESIDES: West Sacramento, CA
COLLEGE: Arizona

DRAFT: Selected by Washington in the 11th round (340th overall) in the 2007 First-Year Player Draft.

OBTAINED: Acquired from Washington on 7/26/11 along with LHP Chris Manno in exchange for OF Jonny Gomes.

PLAYERS

CAREER NOTES: In 2011, batted a combined .284 with 28 HR, 88 RBI and a .942 OPS in 125g with Double-A Harrisburg and Double-A Carolina...named Eastern League mid-season All-Star...named EL Player of the Week for 6/27-7/4...traded to the Reds organization on 7/26, along with LHP Chris Manno in exchange for OF Jonny Gomes...**in 2009**, rated by Baseball America as the 17th-best prospect in the Nationals' system...**in 2008**, earned South Atlantic League mid-season All-Star honors...named SAL All-Star "Star of Stars" as the game's MVP (3-for-3, HR, 3rbi)...MiLB.com Player of the Week for 4/28-5/4...named Best Defensive First Baseman in the SAL according to Baseball America's Best Tools survey...**in 2007**, New York-Penn League mid-season All-Star.

PERSONAL: Played collegiately at the University of Arizona.

Yr	Club	AVG	G	AB	R	H	2B	3B	HR	RBI	SH	SF	HB	BB	SO	SB	CS	E
07	Vermont Lake - A	.299	60	214	36	64	18	0	5	43	0	4	7	22	32	5	1	4
08	Hagerstown - A	.295	65	261	39	77	22	1	9	56	0	5	1	21	36	0	0	3
	Potomac - A	.320	7	25	5	8	2	0	2	4	0	0	0	2	5	1	1	0
	Harrisburg - AA	.233	61	219	23	51	15	0	7	29	0	1	2	27	49	0	0	6
09	Harrisburg - AA	.239	129	414	42	99	24	1	12	56	2	3	1	31	105	7	1	12
10	Harrisburg - AA	.196	28	92	6	18	8	0	2	10	0	1	1	3	22	1	1	5
	Syracuse - AAA	.222	5	9	4	2	1	0	1	2	0	0	0	4	3	0	0	0
	Potomac - A	.254	85	307	37	78	19	2	14	51	1	3	2	33	57	1	2	1
11	Harrisburg - AA	.283	89	276	55	78	17	2	21	59	1	3	4	39	59	1	1	7
	Carolina - AA	.287	36	115	21	33	5	0	7	29	0	3	2	17	30	1	1	2
	Minor League Totals	.263	565	1932	268	508	131	6	80	339	4	23	20	199	398	17	8	40

HENRY RODRIGUEZ

INFIELDER

BORN: 2/9/90
BIRTHPLACE: Maracay, Aragua, Venez.
BATS/THROWS: S/R
HEIGHT: 5'10"
WEIGHT: 150
RESIDES: Santa Rita, Aragua, Venezuela



OBTAINED: Signed as a non-drafted free agent on March 27, 2007.

CAREER HIGHLIGHTS: Prior to spring training 2011 earned a spot on the Caribbean Series All-Star team...was the organization's Minor League Player of the Month for May 2011...in 2010 was a Midwest League All-Star and MWL Player of the Week for 5/31-6/7.

2011 SEASON: In 127 apps at Class A Bakersfield and Class AA Carolina combined to hit .320 (36 2b, 13hr, 81rbi, 30sb)...ranked among the organizational leaders in batting average (2nd) and RBI (T3rd)...was the Reds' Minor League Player of the Month for May (29g, .335, 5hr, 21rbi, 6sb)...for Bakersfield, began the season with a 17-game hitting streak (.400)...from 5/19-6/9 added a 19-game hitting streak (.438) that included 18g for Bakersfield and his first appearance for Carolina...following the season played for Aguilas de Zulia in the Venezuelan League (35g, .279, 3 2b, 2 3b, 2hr, 12rbi, 2sb)...prior to spring training earned a spot on the Caribbean Series All-Star team...entered the season rated the 23rd-best prospect in the organization...on 11/18 was added to the 40-man roster.

SEASON HIGHLIGHTS

2010: In 130 apps at Class A Dayton and Lynchburg combined to hit .305 (14hr, 82rbi, 33sb)...for the Dragons was a Midwest League All-Star and MWL Player of the Week for 5/31-6/7...led all Reds minor leaguers in RBI and ranked among the organizational leaders in batting average (4th) and steals (3rd)...ranked among the Midwest League leaders in hits (158, 2nd), total bases (243, 4th) and batting average (.307, 8th)...beginning 8/14 finished the season with a 16-game hitting streak (.431)...from 6/3-8/7 hit safely in 25 straight home games, the longest home hitting streak in the Midwest League in 2010...**2009:** At Sarasota ranked fourth in the Gulf Coast League and led all Reds short-season minor league batters in hitting (.322)...on 8/27 at GCL Orioles hit a grand slam...following the season played for Zulia in the Venezuelan League...**2008:** Hit .316 with 21 stolen bases for the Dominican Summer League Reds...from 7/22-8/2 had a 10-game hitting streak (.476), went 0-for-3 on 8/4 and then from 8/5-8/20 put together a 12-game streak (.426)...**2007:** Hit his first professional home run on 5/31 vs the Venezuelan Summer League Pirates.

PLAYERS

Yr	Club	AVG	G	AB	R	H	2B	3B	HR	RBI	SH	SF	HB	BB	SO	SB	CS	E
07	VSL Reds - R	.267	54	206	30	55	14	5	3	25	1	1	3	28	29	4	2	10
	DSL Reds - R	.235	7	17	3	4	0	0	0	4	0	1	0	1	1	1	0	1
08	DSL Reds - R	.316	59	231	30	73	9	3	1	21	2	3	2	27	23	21	7	16
09	GCL Reds - R	.322	42	152	24	49	10	1	1	19	0	1	1	7	18	9	0	5
10	Dayton - A	.307	124	514	76	158	37	3	14	78	1	6	4	22	70	33	13	15
	Lynchburg - A	.250	6	24	2	6	0	0	0	4	0	0	0	0	4	0	0	2
11	Bakersfield - A	.340	58	238	37	81	17	0	8	44	0	1	1	14	35	12	7	12
	Carolina - AA	.302	69	278	39	84	19	1	5	37	4	1	4	25	43	18	3	11
Minor Totals		.307	419	1660	241	510	106	13	32	232	8	14	15	124	223	98	32	72

JORDAN SMITH

PITCHER



BORN: 2/4/86
BIRTHPLACE: American Fork, UT
BATS/THROWS: R/R
HEIGHT: 6'4"
WEIGHT: 224
RESIDES: Pleasant Grove, UT
COLLEGE: CC of Southern Nevada

DRAFT: Selected in the sixth round (174th overall) of the 2006 First-Year Player Draft.

CAREER HIGHLIGHTS: In 2009 was a mid-season Southern League All-Star and SL Pitcher of the Week for 5/18-5/24...in 2008 was a Florida State League All-Star and the organization's Minor League Pitcher of the Month for April... in 2006 was a Pioneer League All-Star.

2011 SEASON: Was on the Reds' Opening Day roster...made 17 apps during 2 stints with Cin...from 3/31-5/3 posted a 5.29era in 14 apps (17ip, 10er) and from 5/17-5/22 posted an 18.00era in 3 apps (3ip, 6er)...was recalled the day before Opening Day, when Jared Burton was disabled...was optioned to Louisville on 5/5, when Homer Bailey came off the DL... spent most of the rest of the season at Louisville, except for a 3-appearance stint with the Reds from 5/16-5/22...in the 4-2 loss on 4/22 at StL threw a season-high 3.0 innings (4h, 1er, 0bb, 0k, 33 pitches)...from 7/1-7/13 was on Louisville's disabled list with right shoulder tendinitis...from 7/1-7/11 made 4 rehab apps for the Arizona Reds.

2010: Was 1 of 10 Reds players to make his Major League debut...after 4 professional seasons as a starting pitcher was converted to a reliever...made 37 relief apps during 2 stints with the Reds...from 6/15-8/23 went 2-2-1, 3.67 in 27 apps and beginning 9/3 through the end of the season went 1-0, 4.70 in 10 apps...began the season at Class AA Carolina (27g, 1-3-9, 5.08, 28.1ip, 38h, 8bb, 14k, 3hr)...on 6/15 was promoted and in that night's 12-0 loss vs LAD threw a scoreless ninth inning in his Major League debut...when he debuted never had pitched in Class AAA...pitched again the next night and recorded his first career strikeout (LAD's Matt Kemp)...in the 11-2 loss on 8/23 at SF threw a career-high 4.1 innings in relief of starter Edinson Volquez, who retired only 2 batters, in the longest outing by a Reds reliever in 2010...from 7/17-8/10 posted scoreless streaks of 11g and 13ip, both season highs...in the 10-inning, 3-2 win on 7/1 at Chi threw a perfect ninth inning to earn his first Major League victory (7th career appearance)...also earned the 8-6 win on 7/5 at NYM and the 12-inning, 4-3 win on 9/10 vs Pit...in the 10-inning, 6-4 win at Oak on 6/21 recorded the final 2 outs for his first Major League save (4th career appearance)...on 9/13 vs Ari was ejected by HP umpire John Hirschbeck for arguing balls and strikes...on 8/24 was optioned to Louisville and made 3 apps for the Bats (0-0, 8.10, 3.1ip, 5h, 1bb, 0k, 1hr) before he rejoined the Reds on 9/3...was not on the Reds' playoff roster.

MINOR LEAGUES

2009: At Class AA Carolina was a mid-season Southern League All-Star...made just 13 starts because of 3 stints on the disabled list with right elbow and left knee injuries...didn't pitch after 7/2 because of the strained right elbow...was the Southern League's Pitcher of the Week for 5/18-5/24 (2-0, 13ip, 0bb, 10k)...was a non-roster invitee to Major League spring training camp...on 11/20 was added to the 40-man roster...**2008:** In 21 starts at Class A Sarasota and Class AA Chattanooga combined to finish 9-8, 3.84...ranked eighth among all Reds minor leaguers in ERA...was the organization's Minor League Pitcher of the Month for April (6gs, 5-1, 1.60)...began the season with Sarasota, where he was a Florida State League All-Star...over a 3-start stretch from 4/30-5/2 allowed just 3 runs over 24.2 innings (0bb), pitching at least 8.0 innings in all 3 starts...was promoted to Chattanooga on 5/25...in 2009 was invited to Major League spring training camp...**2007:** At Class A Dayton ranked fourth in the Midwest League in starts (26)...allowed 2 earned runs or fewer in 16 of his 26 starts...in 5 starts from 4/27-5/18 went 2-2, 0.88 (30.2ip, 19h, 4bb, 23k), including back-to-back outings on 5/2 and 5/7 in which he fired 6.0 shutout innings...recorded 8 quality starts...on 6/13 vs South Bend gave up just 3 hits over 8.0 shutout innings (0bb, 2k)...on 7/1 pitched 7.0 scoreless innings at Ft. Wayne (2h, 0bb, 4k)...**2006:** In his first professional season was a Pioneer League All-Star for Billings...ranked seventh among all Reds minor league pitchers with a 3.01era and ranked among the league leaders in wins (6, T1st) and ERA (6th)...didn't allow a home run until his 12th start (57.1ip).


PERSONAL: Graduated from Pleasant Grove (UT) High School...attended the Community College of Southern Nevada in Las Vegas...his brother, LHP Egan Smith, was selected by the Indians in the 35th round of the June 2008 first-year player draft but did not sign...Egan Smith signed with the Blue Jays after he was selected in the seventh round of the June 2009 draft.

Yr	Club	W-L	ERA	G	GS	CG	SHO	SV	IP	H	R	ER	HR	BB	SO	WP	BK
06	Billings - R	*6-3	3.01	14	14	0	0	0	68.2	58	29	23	3	20	49	3	0
07	Dayton - A	10-8	3.84	26	26	0	0	0	133.2	133	74	57	8	40	96	8	1
08	Sarasota - A	7-2	2.55	10	10	0	0	0	67.0	61	23	19	2	7	44	0	0
	Chattanooga - AA	2-6	5.40	11	11	0	0	0	55.0	72	42	33	6	17	42	6	1
09	Carolina - AA	5-3	3.44	13	13	0	0	0	73.1	77	37	28	4	21	39	1	0
10	Carolina - AA	1-3	5.08	27	0	0	0	9	28.1	38	20	16	3	8	14	1	0
	Louisville - AAA	0-0	8.10	3	0	0	0	0	3.1	5	3	3	1	1	0	0	1
	Cincinnati	3-2	3.86	37	0	0	0	1	42.0	45	18	18	7	11	26	1	0
11	Cincinnati	0-0	7.20	17	0	0	0	0	20.0	32	16	16	3	8	13	2	1
	Louisville - AAA	0-4	3.08	24	0	0	0	7	26.1	25	9	9	2	9	13	0	0
	#AZL Reds - R	0-0	1.50	4	3	0	0	0	6.0	6	2	1	1	0	2	0	0
Major Totals		3-2	4.94	54	0	0	0	1	62.0	77	34	34	10	19	39	3	1
Minor Totals		31-29	3.68	132	77	0	0	16	461.2	475	239	189	30	123	299	19	3

Injury rehab, * Led league, Only Major League save on 6/21/10 at Oak (6-4 win in 10 innings)

NEFTALI SOTO

INFIELDER



BORN: 2/28/89
BIRTHPLACE: Mantai, PR
BATS/THROWS: R/R
HEIGHT: 6'2"
WEIGHT: 200
RESIDES: Florida, PR

DRAFT: Selected in the third round (109th overall) of the 2007 First-Year Player Draft.

CAREER HIGHLIGHTS: First name is pronounced neff-TALL-ee...is rated by *Baseball America* the eighth-best prospect overall and the best power hitter in the organization... in 2011 was Southern League Player of the Week for 6/27-7/3 and 8/1-8/7...was Pioneer League Player of the Week for 6/16-6/22, 2008.

2011 SEASON: Spent most of the season at Class AA Carolina, where he was a 2-time Southern League Player of the Week (6/27-7/3, 8/1-8/7)...in 102 apps at Carolina and 4g in September at Class AAA Louisville combined to hit .278 with 31hr and 80rbi... became the first Reds farmhand to hit 30 homers in a season since Adam Dunn hit 32 in 2001...tied Mobile's Paul Goldschmidt for the Southern League lead in home runs while ranking second in HR ratio (1hr/12.63ab) and third in slugging (.575)...led all Reds minor league batters in homers and ranked fifth in RBI...entered the 2011 season rated the 24th-best prospect in the organization...on 11/18 was added to the 40-man roster...played for Leones de Ponce in the Venezuelan Winter League (35g, .240, 7 2b, 1hr, 6rbi).

SEASON HIGHLIGHTS

2010: At Class A Lynchburg ranked third among all Reds farmhands in HR (21)...ranked among Carolina League leaders in at-bats (522, 2nd), games (134, 3rd), HR (3rd), extra-base hits (56, 4th), total bases (240, 4th) and doubles (33, T4th)...made 10 starts at catcher...in 2g on 9/3 and 9/4 went 6-for-8 with 3 homers...over the final 34g of the season hit .310...following the season played in the Puerto Rican League...**2009:** At Class A Sarasota led the Florida State League in at-bats (505) and finished third in apps (131)...following the season played for Caguas in the Puerto Rican League...**2008:** In 67 apps for rookie Billings and Class A Dayton hit .340 (11hr, 47rbi)...overall appeared in 40g at 3B, 4g at SS and 2g at 1B...at Billings reached base safely in all 15g and hit safely in 14g...was named Pioneer League Player of the Week for 6/16-6/22 (6g, 13-27, .481, 4hr, 9rbi)...was promoted to Dayton on 7/6...for the Dragons had a 12-game hitting streak from 7/28-8/9 (.389) and a 13-game hitting streak from 8/15-8/28 (.418)... on 7/30 at Burlington tied a Dayton franchise record with 5 hits...following the season was rated the 10th-best prospect in the Midwest League and seventh-best prospect in the Reds organization...played for Santurce in the Puerto Rican League...**2007:** In his first professional season ranked among Gulf Coast League leaders in triples (5, 2nd) and batting average (.303, 8th)...ranked fifth among all Reds minor leaguers in hitting...following the season was named the eighth-best prospect in the GCL.

PLAYERS

Yr	Club	AVG	G	AB	R	H	2B	3B	HR	RBI	SH	SF	HB	BB	SO	SB	CS	E
07	GCL Reds - R	.303	40	152	18	46	7	5	2	28	1	1	2	11	31	2	0	17
08	Billings - R	.388	15	67	12	26	10	1	4	11	0	0	0	4	10	1	0	3
	Dayton - A	.326	52	218	26	71	15	1	7	36	0	6	2	7	36	1	1	9
09	Sarasota - A	.248	131	*505	53	125	21	2	11	57	2	4	3	23	95	1	3	29
10	Lynchburg - A	.268	134	522	73	140	33	2	21	73	0	3	8	32	105	0	0	11
11	Carolina - AA	.272	102	379	70	103	19	3	[^] 30	76	0	2	8	25	96	0	1	4
	Louisville - AAA	.412	4	17	1	7	0	0	1	4	0	0	0	1	2	0	0	0
Minor Totals		.278	478	1860	253	518	105	14	76	285	3	16	23	103	375	5	5	73

* Led Florida State League, ^ Tied for Southern League lead

CLAYTON TANNER

PITCHER

BORN: 12/5/87
BIRTHPLACE: Mona Vale, Australia
BATS/THROWS: L/L
HEIGHT: 6'2"
WEIGHT: 203
RESIDES: Concord, CA



ACQUIRED: Signed a minor league contract with the Reds on 1/9/12.

DRAFT: Selected by San Francisco in the third round (89th overall) of the 2006 First-Year Player Draft.

CAREER HIGHLIGHTS: Is in his first full season in the organization...was California League Pitcher of the Week for 4/8-4/14, 2008...in 2007 was a South Atlantic League mid-season All-Star and Pitcher of the Week for 6/12-6/18.

2011 SEASON: Pitched for the Giants' Class AA affiliate in Richmond for most of the season...in 22 starts there went 6-10, 4.29 with 1 complete game before he was designated for assignment and then released on 8/31...the next day was signed by the Reds and assigned to Louisville, where he made his first career Class AAA appearance...in the 5-3 Bats win on 9/4 vs Indianapolis threw 3.0 scoreless innings in relief.

SEASON HIGHLIGHTS

2010: In his first season at Class AA pitched for Richmond and held Eastern League lefthanded batters to a .190 average...**2009:** Went 12-6, 3.17 in 23 starts and 3 relief apps to lead Class A San Jose to the California League championship...in the playoffs went 2-0, 0.64 in 2 starts...during the regular season ranked third in the league in ERA (3.17) and fewest baserunners per 9 innings (11.45) and sixth in batting average against (.251)...**2008:** At Class A San Jose ranked sixth in the California League in ERA (3.69)...was CL Pitcher of the Week for 4/8-4/14...**2007:** At Class A Augusta was a South Atlantic League mid-season All-Star and Pitcher of the Week for 6/12-6/18...**2006:** At rookie league Salem-Keizer began his professional career with an 11.0-inning scoreless streak.

PERSONAL: Graduated from De La Salle High School in Concordia, California.

PLAYERS

Yr	Club	W-L	ERA	G	GS	CG	SHO	SV	IP	H	R	ER	HR	BB	SO	WP	BK
06	Salem-Keizer - R	2-2	3.46	13	0	0	0	1	26.0	17	11	10	1	8	25	2	0
07	Augusta - A	12-8	3.59	27	23	1	0	0	135.1	147	61	54	5	44	104	8	0
08	San Jose - A	10-8	3.69	24	24	0	0	0	117.0	124	61	48	1	39	84	8	0
09	San Jose - A	12-6	3.17	26	23	0	0	0	139.1	132	62	49	18	42	121	5	0
10	Richmond - AA	9-9	3.68	27	27	0	0	0	149.0	150	78	61	10	64	79	14	2
11	Richmond - AA	6-10	4.29	22	22	1	0	0	119.2	120	71	57	13	35	90	10	3
	Louisville - AAA	0-0	0.00	1	0	0	0	0	3.0	1	0	0	0	2	4	0	0
Minor Totals		51-43	3.64	140	119	2	0	1	689.1	691	344	279	48	234	507	47	5

KANEKOA TEXEIRA

PITCHER



BORN: 2/6/86
BIRTHPLACE: Maui, HI
BATS/THROWS: R/R
HEIGHT: 6'2"
WEIGHT: 190
RESIDES: Kula, HI
COLLEGE: Saddleback College

ACQUIRED: Signed by the Reds to a minor league contact on 12/15/11.

DRAFT: Selected by the Chicago White Sox in the 22nd round (675th overall) of the 2006 First-Year Player Draft.

CAREER HIGHLIGHTS: Name is pronounced kahn-a-KOA tuh-SHARE-uh...in 2008 was a Carolina League and Topps Class A All-Star...5 native Hawaiians have played for the Reds (P Milt Wilcox 1970-71, OF Mike Lum 1976-78, P Doug Capilla 1977-79, P Steve Cooke 1998, C Dane Sardinha 2003 & 2005).

2011 SEASON: Pitched for 5 teams in 2 organizations...was on the Royals' Opening Day roster...made 6 relief apps for KC before he was optioned to Omaha on 4/41... on 5/18 was designated for assignment and a week later was claimed off waivers by the Yankees and optioned to Class AAA Scranton/Wilkes-Barre...spent June and July on SWB's disabled list...after he came off the DL finished the season at Class AA Trenton...following the season became a minor league free agent and on 12/12 was signed by the Reds to a minor league contract with an invitation to Major League spring training camp.

2010: In his Major League debut made 43 relief apps for the Mariners and Royals... began the season in Sea and was claimed off waivers by KC on 6/3...was 1 of just 19 pitchers in the majors to throw at least 60.0 innings while allowing fewer than 3 homers...earned his first career victory by throwing 2.0 scoreless innings in the 15-7 Royals win on 6/15 vs Hou...on 8/29 went on the 15-day disabled list with a strained right elbow...was reinstated on 9/24 but did not pitch the rest of the season.

SEASON HIGHLIGHTS

2009: In his first full season at Class AA went 9-6, 2.84 in 6 starts and 35 relief apps for Trenton...following the season was selected by the Mariners in the December Rule 5 Draft...**2008:** Recorded 21 saves in 51 apps, both career highs, at Class A Winston-Salem and Class AA Birmingham...**2007:** His 16 saves at Class A Kannapolis tied for the most among all White Sox minor league pitchers.

PERSONAL: Graduated from Kamahameha High School in Honolulu, Hawaii, where he was a first-team All-Interscholastic League pitcher in 2004 and 2005...also lettered in football and basketball...is a cousin of Phillies OF Shane Victorino.

Yr	Club	W-L	ERA	G	GS	CG	SHO	SV	IP	H	R	ER	HR	BB	SO	WP	BK
06	Bristol - R	1-2	0.76	19	0	0	0	3	23.2	15	3	2	0	5	29	4	0
	Kannapolis - A	0-0	4.50	4	0	0	0	0	6.0	8	3	3	1	1	2	0	0
07	Kannapolis - A	5-2	3.69	39	0	0	0	16	53.2	49	24	22	0	22	58	4	0
	Winston-Salem - A	3-1	0.93	36	0	0	0	20	38.2	28	10	4	0	14	36	2	0
08	Birmingham - AA	3-2	2.01	15	0	0	0	1	22.1	18	5	5	2	7	24	2	0
	Trenton - AA	9-6	2.84	41	6	0	0	2	101.1	90	39	32	7	43	88	7	0
10	Seattle	0-1	5.30	16	0	0	0	0	18.2	22	12	11	0	10	14	2	0
	Kansas City	1-0	4.64	27	0	0	0	0	42.2	51	24	22	3	15	19	1	1
11	Kansas City	0-0	2.84	6	0	0	0	0	6.1	13	2	2	0	3	0	1	0
	Omaha - AAA	0-1	5.23	8	0	0	0	1	10.1	12	7	6	2	7	4	1	0
	Scranton/W-B - AAA	0-1	22.85	5	0	0	0	0	4.1	16	13	11	1	3	4	0	0
	#GCL Yankees - R	0-0	0.00	3	2	0	0	0	5.0	3	2	0	0	1	3	0	0
	Trenton - AA	0-1	10.64	11	0	0	0	2	11.0	24	18	13	2	3	7	1	0
Major Totals		1-1	4.66	49	0	0	0	0	67.2	86	38	35	3	28	33	4	1
Minor Totals		21-16	3.19	181	8	0	0	45	276.1	263	124	98	15	106	255	21	0

Injury rehab

CHRIS VALAIKA

INFIELDER



BORN: 8/14/85
BIRTHPLACE: Santa Monica, CA
BATS/THROWS: R/R
HEIGHT: 6'0"
WEIGHT: 217
RESIDES: Valencia, CA
COLLEGE: UC-Santa Barbara

DRAFT: Selected in the third round (84th overall) of the 2006 First-Year Player Draft.

CAREER HIGHLIGHTS: Last name is pronounced vuh-LAKE-uh...in 2011 was an International League mid-season All-Star... in 2008 received the Chief Bender Award as the organization's Minor League Player of the Year...played for the U.S. team in the 2008 XM All-Star Futures Game at Yankee Stadium...also in 2008 was a mid-season Florida State League All-Star and the organization's Minor League Player of the Month for April...in 2007 was a mid-season and post-season Midwest League All-Star, the Midwest League Player of the Week for 4/16-4/22 and the organization's Minor League Player of the Month for April...in 2006 was the Pioneer League's Most Valuable Player, TOPPS' Pioneer League Player of the Year, MiLB.com's short-season Offensive Player of the Year and a Baseball America minor league Rookie All-Star...in 2006 hit safely in 32 consecutive games to establish a new Pioneer League single-season record...was the organization's Minor League Player of the Month for July 2006.

2011 SEASON: Spent most of the season at Louisville, where he was an International League mid-season All-Star...made 14 apps during 2 stints with the Reds before he suffered a season-ending knee injury during a plate appearance on 9/11 at Col...on 9/19 had surgery to repair the torn anterior cruciate ligament in his right knee...made 7 starts, including 4gs at 3B (last on 5/9 at Hou), 2gs at SS (9/6 at Chi, 9/10 at Col) and 1gs at 2B (9/11 at Col)...in his first stint with Cin, from 4/24-5/12 replaced disabled Scott Rolen on the roster and hit .313 in 8 apps and 4 starts, all at 3B...returned to Cin when rosters expanded and went 2-for-9 in 6 apps and 3 starts before he was injured.

2010: Was 1 of 10 Reds players to make his Major League debut...was an International League All-Star at Louisville and the Bats' lone representative at the Triple-A All-Star Game...ranked fifth among all Reds farmhands and seventh in the IL in hitting (.304)...in Baseball America's "best tools" issue was rated the best defensive second baseman in the International League... was recalled on 8/24, when Jim Edmonds went on the disabled list...that night at SF made his Major League debut, pinch hit and singled on the first pitch from Santiago Casilla...from 8/27-8/31 hit .364 during a 5-game hitting streak...made 6 starts for the Reds, all at 2B...on 8/27 vs Chi made his first career start, played 2B while Brandon Phillips recovered from a swollen hand and hit his first career home run (solo off Tom Gorzelanny).

MINOR LEAGUES

2009: Spent the season on the roster of Class AAA Louisville...from 5/8-6/16 was on the Bats' disabled list with a broken right hand...hit .161 in 23 apps before the injury and .260 in 72g after he was reinstated from the DL...in 13g from 8/10-8/23 hit .380... on 4/12 vs Columbus produced a 2-run HR for his first AAA hit...was a non-roster invitee to 2009 spring training camp...on 11/20 was added to the 40-man roster...**2008:** Received the Chief Bender Award as the organization's Minor League Player of the Year...in 129g at Class A Sarasota and Class AA Chattanooga hit .317 (18hr, 81rbi, 9sb)...led all Reds minor league batters in hitting and ranked second in RBI...played for the U.S. squad in the XM All-Star Futures Game at Yankee Stadium...was a mid-season Florida State League All-Star and the org's Minor League Player of the Month for April (26g, .384, 5hr, 27rbi)...his 18-game hitting streak from 7/1-7/24 was the second-longest in the Southern League...played for Peoria in the Arizona Fall League (32g, .311, 7 2b, 1 3b, 2hr, 16rbi)...**2007:** In 136g at Class A Dayton and Sarasota combined to hit .284 (12hr, 79rbi)... at Dayton was a mid-season and post-season Midwest League All-Star, the Midwest League Player of the Week for 4/16-4/22 (.481, 7rbi) and the organization's Minor League Player of the Month for April (20g, .390)...following the season played for North Shore of the Hawaiian League...**2006:** In his first professional season was the Pioneer League's Most Valuable Player, TOPPS' Pioneer League Player of the Year, MiLB.com's short-season Offensive Player of the Year and a Baseball America minor league Rookie All-Star...ranked among PL leaders in total bases (143, 1st), hits (89, T1st), games (70, 2nd), runs scored (58, 2nd), RBI (60, 2nd), extra-base hits (34, 3rd) and doubles (22, T3rd)...from 7/22-8/26 hit safely in 32 consecutive games to set a new Pioneer League hitting streak record (49-for-131, .374, 4hr, 46 RBI, 29r)...that 32-game hitting streak was the longest in the minor leagues in 2006...from 7/13-8/30 reached base safely in 45 straight games...overall, hit safely in 58 of his 70 apps... ranked fifth among all Reds minor league batters in hitting (.324)...was the organization's Minor League Player of the Month for July (.339, 4hr, 25rbi).

PERSONAL: In 2003 graduated from Hart High School in Newhall, California...majored in anthropology at UC/Santa Barbara... as a member of Team USA in 2004 won gold medals at the FISU II World University Baseball championships in Taiwan, where he was a teammate of Drew Stubbs, and at the Pan-Am Games in Santo Domingo, Dominican Republic.

Yr	Club	AVG	G	AB	R	H	2B	3B	HR	RBI	SH	SF	HB	BB	SO	SB	CS	E
06	Billings - R	.324	70	275	58	*89	22	4	8	60	2	6	8	24	61	2	2	15
07	Dayton - A	.307	79	300	38	92	20	3	10	56	0	6	8	17	72	1	4	15
	Sarasota - A	.253	57	217	26	55	9	1	2	23	2	3	6	13	42	0	3	9
08	Sarasota - A	.363	32	135	20	49	9	0	7	31	0	2	1	7	28	2	0	4
	Chattanooga - AA	.301	97	379	58	114	19	1	11	50	5	2	3	28	74	7	4	21
09	Louisville - AAA	.235	95	366	32	86	20	1	6	36	1	5	4	16	76	1	0	8
10	Louisville - AAA	.304	118	424	49	129	28	2	4	53	4	10	2	19	72	3	3	12
	Cincinnati	.263	19	38	3	10	1	0	1	2	1	0	0	1	9	0	0	0
11	Louisville - AAA	.261	109	417	39	109	18	0	7	37	3	6	6	21	65	1	0	13
	Cincinnati	.280	14	25	3	7	1	1	0	0	0	0	0	2	3	0	0	0
Major Totals		.270	33	63	6	17	2	1	1	2	1	0	0	3	12	0	0	0
Minor Totals		.288	657	2513	320	723	145	12	55	346	17	40	38	145	490	17	16	97

* Led Pioneer League

WILSON VALDEZ

INFIELDER



BORN: 5/20/78
BIRTHPLACE: Bani, DR
BATS/THROWS: R/R
HEIGHT: 5'11"
WEIGHT: 170
RESIDES: Bani, DR

ACQUIRED: Acquired from the Philadelphia Phillies in exchange for Jeremy Horst on 1/25/12.

DRAFTED:

CAREER HIGHLIGHTS: In 2006 was the Most Valuable Player at Class AAA Las Vegas and a Pacific Coast League All-Star...in 2003 was Class AAA Albuquerque's Defensive Player of the Year.

2011 SEASON: Made his third Opening Day roster (2005 for Sea, 2007 for LAD)...made 74 starts for the Phillies (33gs at 2B, 21gs at 3B, 20gs at SS)...hit .370 with RISP and 2 outs...from 7/29-8/29 reached base safely in 15 consecutive games (.364obp)...in the 19-inning, 5-4 win vs the Reds on 5/25 at Citizens Bank Park became the first Phillies position player ever to win a game as a pitcher and the Major League's first position player to start a game and then earn the win as a pitcher since Babe Ruth in 1921...on 1/17/12, while still with the Phillies, avoided arbitration by signing a 1-year contract through the 2012 season.

2010: Was a non-roster invitee to Major League spring training camp but in his first season with the Phillies established career highs in every offensive category...made 88 starts (50gs at SS, 35gs at 2B, 3gs at 3B)...both promotions to the Phillies, on 4/14 and again on 5/22, followed disabling injuries to SS Jimmy Rollins...on 6/19 and 6/20 vs Min homered in consecutive games after producing 1 homer in his previous 451 career at bats...on 7/29 vs Ari produced 3 hits and a walkoff RBI-single. **2009:** Spent most of the season in the minor leagues with the Class AAA affiliates of the Indians and Mets...on 5/26 was traded from Cle to NYM in exchange for cash...for the Mets made 23 starts at SS but also played 3B and LF. **2007:** Was on the Dodgers' Opening Day roster and appeared in 41g...spent most of the season at Class AAA Las Vegas, where he hit .343 and played 2B, 3B, SS, LF and CF. **2005:** Went to spring training with the White Sox but was claimed off waivers by the Mets on 3/29 and by the Mariners on 4/1...was Sea's Opening Day shortstop...on 6/9 was traded to the Padres and made his debut with that club on 8/16 at Fla. **2004:** Began the season with the Marlins' Class AAA affiliate in Albuquerque but on 6/17 was traded to the Sox, along with cash, in exchange for RHP Billy Koch...made his Major League debut on 9/7 at Tex...recorded his first career hit and RBI on 9/17 vs Det...hit his first career home run on 9/26 vs KC off Brian Anderson.

MINOR LEAGUES

2008: Spent the season overseas playing for Kia in Korea and for Yakult in Japan...**2006:** At Class AAA Las Vegas led all Dodgers minor league batters in hits (157) and runs scored (94).

PERSONAL: In 1997 graduated from Aliro Paulino High School in the Dominican Republic.

PLAYERS

Yr	Club	AVG	G	AB	R	H	2B	3B	HR	RBI	SH	SF	HB	BB	SO	SB	CS	E
97	DSL Expos - R	.303	62	244	39	74	13	1	2	29	3	2	2	25	19	19	15	-
98	DSL Expos - R	.300	64	247	42	74	9	0	3	30	1	2	2	19	12	15	13	-
99	GCL Expos - R	.293	22	82	12	24	2	0	0	7	2	1	0	5	7	10	0	3
	Vermont - A	.246	36	130	19	32	7	0	1	10	0	1	0	7	21	4	3	8
00	Cape Fear - A	.245	15	49	6	12	2	0	0	3	2	0	0	2	9	3	0	5
	Vermont - A	.266	65	248	32	66	8	1	1	30	3	3	1	17	32	16	9	20
01	Clinton - A	.252	59	214	31	54	8	1	0	11	5	2	2	9	22	6	7	11
	Jupiter - A	.249	64	233	34	58	13	2	2	19	10	0	2	10	33	7	3	8
02	Portland - AA	.261	114	375	51	98	19	5	1	30	3	4	4	15	47	18	6	28
03	Carolina - AA	.313	37	144	28	45	6	2	0	14	7	2	0	15	17	16	5	4
	Albuquerque - AAA	.287	90	338	45	97	12	4	0	18	12	1	1	19	37	33	9	11
04	Albuquerque - AAA	.319	66	285	36	91	11	3	2	25	6	2	2	16	35	19	12	6
	Charlotte - AAA	.302	70	281	37	85	7	2	2	15	15	0	3	12	40	13	5	6
	Chicago (AL)	.233	19	43	8	10	1	0	1	4	1	0	0	2	5	1	2	1
05	Seattle	.198	42	126	9	25	5	1	0	8	1	0	0	6	25	2	2	5
	Tacoma - AAA	.000	1	4	0	0	0	0	0	1	0	0	0	0	1	0	0	1
	San Diego	.231	9	13	0	3	2	0	0	1	0	0	0	2	1	0	0	1
	Portland - AAA	.245	50	155	14	38	5	3	1	15	4	1	0	15	27	8	0	4
06	Las Vegas - AAA	.297	137	528	94	157	24	1	6	53	14	0	1	56	52	26	17	16
07	Las Vegas - AAA	.343	90	361	81	124	19	1	4	29	4	2	1	43	34	14	6	6
	Los Angeles (NL)	.216	41	74	12	16	2	1	0	7	0	1	1	4	12	1	0	0
08	Kia (Korea)	.218	47	156	17	34	9	1	1	16	-	-	-	4	19	13	-	-
	Yakult (Japan)	.256	29	78	8	20	1	0	1	8	-	-	-	-	-	4	-	-
09	Columbus - AAA	.198	41	121	17	24	1	0	0	6	4	1	1	10	19	5	1	5
	Buffalo - AAA	.298	36	114	13	34	4	0	0	6	3	1	1	7	10	1	1	1
	New York (NL)	.256	41	86	11	22	3	2	0	7	0	0	1	8	10	0	1	1
10	Lehigh Valley - AAA	.455	5	22	2	10	0	0	0	5	1	0	0	3	3	2	2	1
	Philadelphia	.258	111	333	37	86	16	3	4	35	7	0	2	21	43	7	0	3
11	Philadelphia	.249	99	273	39	68	14	4	1	30	7	2	0	18	41	3	3	9
	Major League Totals	.243	362	948	116	230	43	11	6	92	16	3	4	61	137	14	8	20
	AL Totals	.207	61	169	17	35	6	1	1	12	2	0	0	8	30	3	4	6
	NL Totals	.250	301	779	99	195	37	10	5	80	14	3	4	53	107	11	4	14
	Minor League Totals	.287	1124	4175	633	1197	170	26	25	356	99	25	23	305	477	235	114	144

PEDRO VILLARREAL

PITCHER



BORN: 12/9/87
BIRTHPLACE: Edinburg, TX
BATS/THROWS: R/R
HEIGHT: 6'1"
WEIGHT: 225
RESIDES: Dallas, TX
COLLEGE: Howard College

DRAFT: Selected in the seventh round (209th overall) of the 2008 First-Year Player Draft.

CAREER HIGHLIGHTS: Was invited to 2012 Major League spring training camp after just 3 full professional seasons.

2011 SEASON: In 27 starts at Class A Bakersfield and Class AA Carolina combined to finish 11-7, 4.39...among all Reds minor league pitchers ranked T2nd in wins and ninth in ERA...led Carolina in wins (7)...threw a 9-inning complete game in the 6-2 win on 8/14 vs Montgomery...on 11/18 was added to the 40-man roster.

SEASON HIGHLIGHTS

2010: In 19 starts and 13 relief apps at Class A Dayton and Lynchburg combined to finish 4-10, 4.36...**2009:** In 8 starts and 6 relief apps at rookie GCL Reds and Class A Sarasota went 1-5, 3.99...**2008:** In his first professional season made 2 relief apps for the GCL Reds in Sarasota.

PERSONAL: Played baseball at Howard College in Big Spring, Texas.

PLAYERS

Yr	Club	W-L	ERA	G	GS	CG	SHO	SV	IP	H	R	ER	HR	BB	SO	WP	BK
08	GCL Reds - R	0-0	7.71	2	0	0	0	0	2.1	6	5	2	0	2	3	1	0
09	GCL Reds - R	1-2	1.47	5	5	0	0	0	18.1	15	6	3	1	6	9	0	0
	Sarasota - A	0-3	5.46	9	3	0	0	0	31.1	30	20	19	2	18	12	1	0
10	Dayton - A	4-7	3.84	26	14	0	0	2	96.0	89	52	41	7	29	77	10	0
	Lynchburg - A	0-3	6.86	6	5	0	0	0	19.2	26	17	15	3	8	16	0	0
11	Bakersfield - A	4-3	4.34	10	10	0	0	0	58.0	68	31	28	9	8	41	2	1
	Carolina - AA	7-4	4.42	17	17	1	0	0	91.2	92	52	45	11	20	68	4	2
Minor Totals		16-22	4.34	75	54	1	0	2	317.1	326	183	153	33	91	226	18	3

TRAVIS WEBB

PITCHER

BORN: 8/2/84
BIRTHPLACE: Spokane, WA
BATS/THROWS: L/L
HEIGHT: 6'4"
WEIGHT: 209
RESIDES: Spokane, WA
COLLEGE: Arizona State



OBTAINED: Selected in the eighth round (234th overall) of the of the 2006 First-Year Player Draft.

CAREER NOTES: **In 2011**, made 36 of his 37 apps for Class AA Carolina...made his only appearance for Class AAA Louisville in the 8-7 loss at Indianapolis on 9/3...in the 6-3 Mudcats victory on 7/1 at Tennessee threw a perfect 10th inning to earn his only professional save...from 7/8-7/22 was on Carolina's disabled list with a stomach injury... following the season played for Phoenix in the prestigious Arizona Fall League (7gs, 2-1, 5.03, 19.2ip, 24h, 9bb, 24k, 3hr). **in 2010**, went a combined 6-11 with a 4.63 ERA in 27 starts with High-A Lynchburg and Double-A Carolina...ranked third among all Reds farmhands with 113 strikeouts...all 10 of his appearances in which he pitched 6.0 or more innings were quality starts...**in 2009**, went 7-10 with a 3.99 ERA in 27 starts for Class-A Sarasota...finished second in the Florida State League in starts...ranked eighth among all Reds minor leaguers in ERA...over his final 8 starts of the season beginning 7/26 went 2-1 with a 2.43 ERA (40.2ip, 12r/11er, 11bb, 33k, .219oba)...**in 2008**, Did not pitch due to injury...**in 2007**, went 7-5 with a 3.45 ERA in 28 games (21 starts) with Class-A Dayton...ranked eighth in the Midwest League and fifth among Reds minor leaguers in ERA...pitched a season-high 6.0 innings 6 times... allowed more than 3 earned runs in an outing in just 2 of his 28 apps...**in 2006**, in his first professional season went 5-2 with a 3.40 ERA in 13 games (7 starts)...won his first 4 decisions...as a starter went 2-2 with a 2.84 ERA in 7 games (25.1ip)...as a reliever went 3-0 with a 4.40 ERA in 6 appearances (14.1ip)...on 8/5 suffered the 6-3 loss vs. Missoula in which he allowed 5er...without that outing, his overall ERA for the season would drop to 2.29.

PERSONAL: Graduated from Lewis and Clark High School...played collegiately at Arizona State Univeristy and Washington State University...is a nephew of former NBA player Craig Ehlo.

PLAYERS

Yr	Club	W-L	ERA	G	GS	CG	SHO	SV	IP	H	R	ER	HR	BB	SO	WP	BK
2006	Billings-R	5-2	3.40	13	7	0	0	0	39.2	41	21	15	3	16	32	1	0
2007	Dayton-A	7-5	3.45	28	21	0	0	0	114.2	105	50	44	5	62	114	12	1
2008									(Injured - Did Not Pitch)								
2009	Sarasota-A	7-10	3.99	27	27	0	0	0	128.2	127	62	57	10	64	105	1	0
2010	Lynchburg-A	0-1	2.79	4	4	0	0	0	19.1	18	7	6	2	11	19	1	0
	Carolina-AA	6-10	4.93	23	23	0	0	0	118.2	126	65	65	14	63	94	9	1
2011	Carolina - AA	1-7	4.41	36	5	0	0	1	69.1	66	37	34	6	36	89	2	0
	Louisville - AAA	0-0	0.00	1	0	0	0	0	1.0	0	0	0	0	0	0	0	0
Minor League Totals - 6 yrs		26-35	4.05	132	87	0	0	1	491.1	483	242	221	40	252	453	26	2

CLAY ZAVADA

PITCHER

BORN: 6/28/84
BIRTHPLACE: Streator, IL
BATS/THROWS: L/L
HEIGHT: 6'1"
WEIGHT: 187
RESIDES: Streator, IL
COLLEGE: Southern Ill.-Edwardsville



ACQUIRED: Signed by the Reds to a minor league contract on 1/13/12.

DRAFT: Selected by Arizona in the 30th round (897th overall) in the 2006 First-Year Player Draft.

CAREER HIGHLIGHTS: While with the Diamondbacks in 2009 began his Major League career with 19 consecutive games without allowing an earned run (18ip), the longest such streak in franchise history and the fourth-longest in the Major Leagues among relievers since 1954.

2011 SEASON: Began the season on Reno's disabled list recovering from May 2010 left elbow surgery...was reinstated on 4/14, then was transferred to Mobile and spent the season there.

2009: In his Major League debut jumped from Class AA to make 49 relief apps for the Diamondbacks...was recalled on 5/12 for 1 day, then on 5/21 was promoted for the rest of the season...made his big league debut on 5/21 at Fla and threw a perfect ninth inning to earn the 4-3 win.

MINOR LEAGUES

2010: After 5 apps for Class AAA Reno went on the disabled list with a left elbow injury... on 5/18 had "Tommy John" surgery to repair the torn ulnar collateral ligament in his left elbow (Dr. James Andrews)...**2008:** At South Bend was Minor League Baseball's Class A Reliever of the Year...was the organization's Pitcher of the Month for August...**2007:** Following the death of his father, Clarence, in December 2006, sat out the 2007 season while taking care of his family...honored his father's wishes by earning his bachelor's degree in business from Southern Illinois University at Edwardsville, graduated in spring 2008...when he returned to the Diamondbacks, his story was featured on Page 1 of the *New York Times* sports section (12/21/08).

PERSONAL: Graduated from Streator High School, where he was team MVP and first-team All-Illinois...played baseball at Illinois Valley Community College and Southern Illinois University at Edwardsville...was named the 2009 Robert Goulet Memorial Mustached American of the Year.

Yr	Club	W-L	ERA	G	GS	CG	SHO	SV	IP	H	R	ER	HR	BB	SO	WP	BK
06	Missoula - R	2-3	3.10	22	0	0	0	2	49.1	41	29	17	3	15	51	2	2
08	Southern Illinois - IND	2-1	1.72	12	0	0	0	4	15.2	7	3	3	0	4	22	1	0
	South Bend - A	3-1	0.51	24	0	0	0	8	35.1	6	2	2	1	5	54	0	0
09	Mobile - AA	1-0	2.60	11	0	0	0	0	17.1	10	5	5	2	7	18	0	0
	Arizona	3-3	3.35	49	0	0	0	0	51.0	45	22	19	5	24	52	1	0
10	Reno - AAA	0-1	30.00	5	0	0	0	0	3.0	6	10	10	0	10	2	3	0
11	Mobile - AA	3-2	3.43	44	0	0	0	2	60.1	67	29	23	4	21	46	2	0
Major Totals		3-3	3.35	49	0	0	0	0	51.0	45	22	19	5	24	52	1	0
Minor Totals		9-7	3.10	106	0	0	0	12	165.1	130	75	57	10	58	171	7	2

REDS AFFILIATES



LOUISVILLE BATS
AAA



PENSACOLA BLUE WAHOOS
AA



BAKERSFIELD BLAZE
Advanced A



DAYTON DRAGONS
A



BILLINGS MUSTANGS
ROOKIE



ARIZONA LEAGUE REDS
ROOKIE

CINCINNATI REDS DIRECTORY

100 Joe Nuxhall Way
Cincinnati, Ohio 45202

PHONE: 513.765.7000

FAX: 513.765.7342

www.reds.com

World Series Championships in 1919,
1940, 1975, 1976, and 1990



PRESIDENT & CEO
CHAIRMAN
VICE CHAIRMAN & TREASURER
CHIEF OPERATING OFFICER
GM/PRES. BASEBALL OPERATIONS
VICE PRESIDENT & ASST. GM
VP OF SCOUTING, PLAYER DEV.
VP & ASST. TO GM
SR. DIR. OF PROF/GLOBAL SCOUTING
VP OF BASEBALL OPERATIONS
SR. DIR. AMATEUR SCOUTING
ASST. DIR. AMATEUR SCOUTING
SR. ADVISOR TO PRES. OF BASEBALL OPER.
SPECIAL ASST. TO GM

DIR. MINOR LEAGUE ADMIN.
PLAYER DEVELOPMENT ADMIN.
DIRECTOR OF MEDIA RELATIONS
ASST. DIR. OF MEDIA RELATIONS
TRAVELING SECRETARY
MEDICAL DIRECTOR
HEAD ATHLETIC TRAINER, A.T.C.
ASST. ATHLETIC TRAINER, A.T.C.
STRENGTH/COND. COORDINATOR
SR. CLUBHOUSE/EQUIPMENT MGR
REDS CLUBHOUSE/EQUIP. MGR
VISITING CLUBHOUSE MANAGER
COMM. FUND EXECUTIVE DIR.
DIR. OF COMMUNITY RELATIONS
VP OF COMM/MARKETING
SR. DIRECTOR OF TICKET SALES
DIRECTOR OF GROUP SALES
SR. DIRECTOR OF TICKET OPERATIONS
VP OF BALLPARK OPERATIONS
HEAD GROUNDSKEEPER

MANAGER
HITTING COACH
PITCHING COACH
FIRST BASE COACH
THIRD BASE COACH
BENCH COACH
BULLPEN COACH
BULLPEN CATCHER

Robert H. Castellini
W. Joseph Williams Jr.
Thomas L. Williams
Phil Castellini
Walt Jockety
Bob Miller
Bill Bavasi
Jerry Walker
Terry Reynolds
Dick Williams
Chris Buckley
Paul Pierson
Joe Morgan
Cam Bonifay, "J" Harrison,
Marty Maier, Mike Squires
Eric Davis, Mario Soto
Lois Hudson
Jeff Graupe
Rob Butcher
Larry Herms, Jamie Ramsey
Gary Wahoff
Dr. Timothy Kremchek
Paul Lessard
Steve Baumann
Matthew Krause
Bernie Stowe
Rick Stowe
Mark Stowe
Charley Frank
Lorrie Platt
Ralph Mitchell
John Davis
David Ziegler
John O'Brien
Declan Mullin
Doug Gallant

Dusty Baker
Brook Jacoby
Bryan Price
Billy Hatcher
Mark Berry
Chris Speier
Juan Lopez
Mike Stefanski

2011 CINCINNATI REDS

Reds' 2011 Final Batting Statistics^{GI}

PLAYER	AVG	G	AB	R	H	TB	2B	3B	HR	RBI	SH	SF	HP	BB	IBB	SO	SB	CS	DP	E	SLG	OBP	PINCH HIT			
																							AB	H	HR	RBI
+Alonso	.330	47	88	9	29	48	4	0	5	15	0	0	0	10	0	21	0	0	2	1	.545	.398	24	6	1	2
Arredondo	.500	53	2	0	1	1	0	0	0	0	0	0	0	0	0	1	0	0	0	0	.500	.500	0	0	0	0
Arroyo	.105	36	57	1	6	8	2	0	2	8	0	0	1	0	27	0	0	0	4	.140	.121	0	0	0	0	
Bailey	.282	23	39	7	11	13	2	0	2	5	0	0	1	0	11	0	0	1	1	.333	.300	0	0	0	0	
Bruce	.256	157	585	84	150	277	27	2	32	97	1	2	5	71	14	158	8	7	8	4	.474	.341	2	1	0	0
Cairo	.265	102	245	33	65	101	8	2	8	33	3	3	7	18	1	36	3	4	3	4	.412	.330	29	11	1	7
+Cozart	.324	11	37	6	12	18	0	0	2	3	1	0	0	0	0	6	0	0	2	0	.486	.324	1	0	0	0
Cueto	.064	24	47	3	3	3	0	0	0	0	7	0	0	2	0	11	0	0	0	5	.064	.102	0	0	0	0
Fisher	.000	17	2	0	0	0	0	0	0	0	0	0	0	0	0	1	0	0	0	1	.000	.000	0	0	0	0
+Francisco	.258	31	93	10	24	42	7	1	3	15	0	0	0	4	1	24	1	0	1	2	.452	.289	11	1	0	0
+Frazier	.232	41	112	17	26	49	5	0	6	15	0	0	2	7	0	27	1	0	2	2	.438	.289	11	2	1	1
# Gomes	.209	120	311	41	65	121	12	1	14	43	0	5	8	48	1	105	7	3	2	2	.389	.325	28	0	0	2
CIN	.211	77	218	30	46	87	8	0	11	31	0	4	5	38	1	74	5	3	1	1	.399	.336	15	0	0	1
Hanigan	.267	91	266	27	71	95	6	0	6	31	1	0	2	35	3	32	0	0	3	4	.357	.356	2	0	0	0
Heisey	.254	120	279	44	71	136	9	1	18	50	1	4	5	19	3	78	6	1	1	3	.487	.309	34	11	2	11
# Hermida	.190	30	58	5	11	21	2	1	2	9	0	0	1	7	0	26	0	0	0	0	.362	.288	11	1	0	0
CIN	.111	10	18	2	2	5	0	0	1	3	0	0	0	0	0	7	0	0	0	0	.278	.111	6	1	0	0
Hernandez	.282	91	298	28	84	133	13	0	12	36	0	2	5	23	6	41	0	0	11	1	.446	.341	9	4	0	2
+Horst	1.000	12	1	0	1	1	0	0	0	1	0	0	0	0	0	0	0	0	0	0	1.000	1.000	0	0	0	0
Janish	.214	114	336	27	72	88	14	1	0	23	3	5	4	18	1	46	3	2	7	12	.262	.259	2	0	0	0
Leake	.200	38	55	7	11	13	2	0	2	10	0	0	1	0	23	0	0	3	0	.236	.214	1	0	0	0	
Lewis	.230	81	183	20	42	58	7	0	3	19	1	1	3	22	2	38	2	5	1	1	.317	.321	30	10	1	5
+LeCure	.111	43	9	0	1	2	1	0	0	0	1	0	0	1	0	5	0	0	0	0	.222	.200	0	0	0	0
Maloney	.000	8	4	0	0	0	0	0	0	0	0	0	0	0	0	0	0	0	0	0	.000	.000	0	0	0	0
+Mesoraco	.180	18	50	5	9	18	3	0	2	6	0	0	0	3	1	10	0	0	1	3	.360	.226	3	1	0	0
Phillips	.300	150	610	94	183	279	38	2	18	82	5	6	9	44	3	85	14	9	15	6	.457	.353	1	1	1	1
+Reineke	.000	2	2	0	0	0	0	0	0	0	0	0	0	0	0	1	0	0	1	0	.000	.000	0	0	0	0
Renteria	.251	96	299	34	75	104	14	0	5	36	6	3	1	24	0	65	4	2	7	13	.348	.306	13	6	0	2
Rolen	.242	65	252	31	61	100	20	2	5	36	0	3	4	10	0	36	1	0	4	4	.397	.279	3	2	1	2
+Sappelt	.243	38	107	14	26	34	8	0	0	5	4	0	0	7	0	17	1	1	1	0	.318	.289	5	1	0	0
Smith	.000	17	2	0	0	0	0	0	0	0	0	0	0	0	0	0	0	0	0	0	.000	.000	0	0	0	0
Stubbs	.243	158	604	92	147	220	22	3	15	44	6	1	7	63	1	205	40	10	2	3	.364	.321	2	1	0	1
+Thompson	.000	1	1	0	0	0	0	0	0	0	0	0	0	0	0	1	0	0	0	0	.000	.000	0	0	0	0
+Valaika	.280	14	25	3	7	10	1	1	0	0	0	0	0	2	0	3	0	0	0	0	.400	.333	5	2	0	0
Volquez	.115	21	26	2	3	3	0	0	0	0	7	0	0	1	0	13	0	0	1	2	.115	.148	0	0	0	0
Votto	.309	161	599	101	185	318	40	3	29	103	0	6	4	110	15	129	8	6	20	6	.531	.416	1	0	0	0
Willis	.387	16	31	2	12	20	3	1	1	4	3	0	0	0	0	4	0	0	0	0	.645	.387	3	0	0	0
Wood	.067	26	30	2	2	5	0	0	1	3	5	0	0	0	0	14	0	0	0	0	.167	.067	0	0	0	0
Pitchers	.166	162	308	24	51	69	10	1	2	14	46	0	0	7	0	112	0	0	6	21	.224	.184	4	0	0	0
Reds	.256	162	5612	735	1438	2289	264	19	183	697	78	40	63	535	52	1250	97	50	98	91	.408	.326	213	61	8	35
Opponents	.255	162	5546	720	1414	2302	279	27	185	691	60	52	59	539	47	1112	81	44	121	112	.415	.325	239	57	4	32

REDS

Reds' 2011 Final Pitching Statistics

PITCHER	R/L	W	L	ERA	G	GS	CG	GF	SHO	SV	IP	H	R	ER	HR	HB	BB	IBB	SO	WP	BK	OPP
																						AVG
Arredondo	R	4	4	3.23	53	0	0	10	0	0	53.0	43	21	19	5	2	31	5	48	4	2	.226
Arroyo	R	9	12	5.07	32	32	1	0	1	0	199.0	227	119	112	46	6	45	5	108	0	0	.286
Bailey	R	9	7	4.43	22	22	0	0	0	0	132.0	136	68	65	18	5	33	2	106	4	0	.264
Bray	L	5	3	2.98	79	0	0	11	0	0	48.1	35	16	16	3	2	17	3	44	1	0	.202
Burton	R	0	0	3.86	6	0	0	1	0	0	4.2	6	2	2	1	0	3	0	3	0	0	.316
+Chapman	L	4	1	3.60	54	0	0	13	0	1	50.0	24	21	20	2	2	41	0	71	4	0	.147
Cordero	R	5	3	2.45	68	0	0	63	0	37	69.2	49	20	19	6	3	22	0	42	4	1	.198
Cueto	R	9	5	2.31	24	24	3	0	1	0	156.0	123	51	40	8	10	47	0	104	5	1	.220
Fisher	R	0	3	4.50	17	0	0	8	0	0	24.0	25	15	12	3	1	11	1	17	1	0	.263
+Horst	L	0	0	2.93	12	0	0	4	0	0	15.1	18	6	5	2	0	6	1	9	0	1	.290
Leake	R	12	9	3.86	29	26	0	2	0	0	167.2	159	74	72	23	8	38	3	118	2	1	.250
+LeCure	R	2	1	3.71	43	4	0	7	0	0	77.2	57	33	32	10	4	21	3	73	0	0	.205
Maloney	L	0	3	9.16	8	2	0	1	0	0	18.2	36	21	19	7	1	4	0	13	0	0	.409
Masset	R	3	6	3.71	75	0	0	21	0	1	70.1	76	30	29	5	1	31	6	62	2	4	.273
Ondrusek	R	5	5	3.23	66	0	0	14	0	0	61.1	55	25	22	6	2	28	7	41	6	0	.238
+Reineke	R	0	1	6.75	2	1	0	0	0	0	6.2	5	6	5	2	1	6	0	3	1	0	.217
Smith	R	0	0	7.20	17	0	0	1	0	0	20.0	32	16	16	3	1	8	1	13	2	1	.390
+Thompson	R	0	1	15.00	1	0	0	0	0	0	3.0	6	5	5	0	0	5	0	0	0	0	.429
Volquez	R	5	7	5.71	20	20	0	0	0	0	108.2	106	72	69	19	4	65	3	104	5	2	.259
Willis	L	1	6	5.00	13	13	0	0	0	0	75.2	78	42	42	6	2	37	2	57	8	0	.271
Wood	L	6	6	4.84	22	18	0	2	0	0	106.0	118	57	57	10	4	40	5	76	2	0	.293
Reds		79	83	4.16	162	162	4	158	5	39	1467.2	1414	720	678	185	59	539	47	1112	51	13	.255
Opponents		83	79	4.07	162	162	6	156	9	48	1468.1	1438	735	664	183	63	535	52	1250	59		

2011 LOUISVILLE BATS - AAA

2011 Final Batting

Player	AVG	G	AB	R	H	2B	3B	HR	RBI	BB	SO	SB	E
Alonso, Yonder	.296	91	358	46	106	24	4	12	56	46	60	6	2
Barton, Brian	.128	19	47	6	6	1	1	1	7	4	16	2	0
Berry, Quintin	.056	4	18	2	1	0	0	0	0	0	4	2	0
Castro, Jose	.267	20	60	7	16	1	1	0	4	0	3	0	2
Clevlen, Brent	.247	26	89	9	22	2	1	3	10	7	28	0	1
Cook, David	.193	24	57	4	11	4	0	0	1	7	17	0	1
Costanzo, Mike	.216	47	153	15	33	6	0	5	26	14	59	1	6
Cozart, Zack	.310	77	323	57	100	26	2	7	32	23	51	9	11
Dorn, Daniel	.248	124	448	52	111	30	1	18	74	36	133	2	3
Eymann, Eric	.186	16	43	4	8	3	0	2	6	1	11	0	2
Francisco, Juan	.307	74	300	46	92	23	1	15	50	10	65	0	7
Frazier, Todd	.260	90	315	47	82	18	1	15	46	34	82	17	6
Grandal, Yasmani	.500	4	12	2	6	2	0	0	2	5	1	0	0
Griffin, Michael	.195	75	195	17	38	10	1	0	12	7	30	1	3
Heisey, Chris	.083	4	12	1	1	0	0	1	2	0	5	0	0
Hermida, Jeremy	.319	105	395	67	126	28	1	17	55	46	97	3	2
Janish, Paul	.256	13	43	9	11	2	0	1	3	7	4	1	2
Lewis, Fred	.300	8	20	6	6	1	1	1	3	8	5	1	1
Mesoraco, Devin	.289	120	436	60	126	36	2	15	71	52	83	1	10
Miller, Corky	.200	49	145	21	29	6	0	3	11	26	20	1	1
Negron, Kristopher	.216	123	417	54	90	16	4	9	45	22	102	11	17
Perez, Felix	.206	9	34	3	7	1	0	0	1	2	4	1	0
Pfister, Frank	.333	3	3	1	1	0	0	0	0	0	1	0	0
Phipps, Denis	.380	40	158	30	60	12	2	5	26	13	41	4	0
Sappelt, Dave	.313	74	297	40	93	16	3	7	29	30	39	4	4
Skelton, James	.000	5	9	0	0	0	0	0	1	2	2	0	1
Soto, Neftali	.412	4	17	1	7	0	0	1	4	1	2	0	0
Valaika, Chris	.261	109	417	39	109	18	0	7	37	21	65	1	13
TeamTotal	.266	144	4936	654	1315	288	26	146	619	431	1085	68	109

2011 Final Pitching

Pitcher	W-L	ERA	G	GS	CG	SHO	SV	IP	H	R	ER	BB	SO
Arredondo, Jose	1-1	2.25	6	0	0	0	0	8.0	6	3	2	2	10
Bailey, Homer	2-1	3.00	6	6	0	0	0	30.0	34	10	10	6	22
Boxberger, Bradley	1-2	2.93	25	0	0	0	7	27.2	16	10	9	15	36
Burton, Jared	2-0	4.15	11	0	0	0	0	13.0	12	6	6	5	11
Carroll, Scott	7-8	5.39	25	25	0	0	0	145.1	186	92	87	47	85
Chapman, Aroldis	0-1	11.12	4	1	0	0	0	5.2	9	7	7	2	9
Christiani, Nick	2-3	5.30	33	0	0	0	7	35.2	46	23	21	15	19
Cochran, Tom	7-4	3.55	27	12	0	0	0	88.2	71	37	35	42	68
Cueto, Johnny	0-2	6.28	4	4	0	0	0	14.1	19	12	10	6	13
Doyle, Pat	0-0	9.00	1	0	0	0	0	2.0	3	2	2	2	3
Fisher, Carlos	4-1	3.35	32	0	0	0	6	40.1	31	17	15	18	40
Gil, Jerry	5-6	3.59	54	0	0	0	6	62.2	53	29	25	29	58
Griffin, Michael	0-0	6.00	3	0	0	0	0	3.0	3	3	2	2	1
Herrera, Daniel	0-4	3.86	17	0	0	0	1	18.2	20	11	8	7	15
Horst, Jeremy	1-4	2.81	36	0	0	0	0	51.1	41	18	16	14	42
Hynick, Brandon (LOU)	0-3	5.19	9	3	0	0	0	26.0	22	15	15	10	22
Hynick, Brandon (LOU/CHA)	1-7	6.75	16	10	0	0	0	62.2	73	47	47	21	48
Jackson, Steven	0-0	5.59	10	0	0	0	1	9.2	10	6	6	2	7
Johnson, David	5-2	4.98	36	2	0	0	1	56.0	56	35	31	23	44
Klinker, Matt	3-1	6.33	6	4	0	0	0	27.0	35	19	19	7	17
Krebs, Joseph	1-0	6.75	14	0	0	0	0	21.1	26	16	16	12	15
Leake, Mike	0-1	9.82	2	1	0	0	0	7.1	12	8	8	0	5
LeCure, Sam	0-1	1.35	4	0	0	0	1	6.2	5	1	1	2	6
Lehr, Justin	1-2	5.94	12	0	0	0	0	16.2	23	11	11	7	13
Maloney, Matt	7-1	2.99	14	13	0	0	0	81.1	77	29	27	11	51
McCulloch, Kyle	0-1	3.09	8	0	0	0	0	11.2	18	5	4	1	2
Mobley, Chris	1-0	1.23	8	0	0	0	1	7.1	5	1	1	5	8
Reineke, Chad	9-7	3.84	25	22	0	0	1	126.2	143	65	54	39	77
Smith, Jordan	0-4	3.08	24	0	0	0	10	26.1	25	9	1	1	4
Tanner, Clayton	0-0	0.00	1	0	0	0	0	3.0	1	0	0	2	4
Thompson, Daryl	3-4	4.17	17	15	0	0	1	90.2	103	48	42	23	82
Volquez, Edinson	4-2	2.37	13	13	1	0	0	87.1	72	31	23	29	83
Webb, Travis	0-0	0.00	1	0	0	0	0	1.0	0	0	0	0	0
Willis, Dontrelle	5-2	2.63	13	13	0	0	0	75.1	71	29	22	20	67
Wood, Travis	2-3	5.33	10	10	0	0	0	52.1	64	33	31	17	47
TeamTotal	73-71	4.01	144	144	1	4	40	1280.0	1318	641	570	431	995

REDS

2011 CAROLINA MUDCATS - AA

2011 Final Batting

Player	AVG	G	AB	R	H	2B	3B	HR	RBI	BB	SO	SB	E
Berry, Quintin	.297	93	320	64	95	16	1	6	41	52	83	40	3
Campbell, Eric	.265	81	257	33	68	19	0	11	43	18	45	0	8
Castro, Jose	.316	78	231	25	73	11	0	0	26	5	15	0	5
Coddington, Kevin	.202	39	124	12	25	6	0	0	11	11	16	2	3
Cook, David	.256	98	308	54	79	23	0	8	24	49	90	6	5
Costanzo, Mike	.271	73	255	43	69	18	5	8	36	33	68	2	9
Day, Kyle	.182	23	33	3	6	2	0	0	2	8	10	1	0
Eymann, Eric	.188	7	16	1	3	0	0	0	2	0	4	0	1
Fellhauer, Josh	.278	28	72	12	20	3	0	0	9	10	18	1	1
Fleury, Mark	.167	2	6	1	1	0	0	1	2	0	3	0	1
Grandal, Yasmani	.301	45	156	20	47	15	0	4	26	13	39	0	7
Greene, Brodie	.278	5	18	3	5	1	0	0	2	1	0	2	0
Gregorius, Didi	.270	38	148	18	40	6	3	2	16	9	25	3	8
Kahaulelio, Jake	.217	94	276	35	60	11	3	5	34	26	52	2	10
LaMarre, Ryan	.267	5	15	3	4	1	0	0	0	3	3	3	0
Lewis, Fred	.261	7	23	3	6	3	0	0	1	4	4	1	0
McMurray, Chris	.179	19	67	8	12	2	0	0	7	4	16	0	1
Mendez, Carlos	.158	8	19	2	3	0	0	0	1	3	2	1	0
Perez, Felix	.257	92	327	41	84	16	3	4	32	14	50	7	8
Phipps, Denis	.328	82	305	53	100	22	5	7	38	27	83	10	3
Puckett, Cody	.248	96	339	51	84	29	0	15	68	28	80	10	10
Rhinehart, Bill	.287	36	115	21	33	5	0	7	29	17	30	1	2
Rodriguez, Henry	.302	69	278	39	84	19	1	5	37	25	43	18	11
Rojas, Miguel	.259	68	239	26	62	6	0	0	24	16	39	11	8
Skelton, James	.236	49	127	14	30	9	1	2	16	30	29	5	3
Soto, Neftali	.272	102	379	70	103	19	3	30	76	25	96	0	4
Team Total	.263	139	4638	664	1222	266	26	115	613	447	1016	126	124

2011 Final Pitching

Pitcher	W-L	ERA	G	GS	CG	SHO	SV	IP	H	R	ER	BB	SO
Adkins, James	0-1	5.74	31	0	0	0	0	31.1	33	20	20	22	24
Arredondo, Jose	1-0	2.35	6	0	0	0	0	7.2	4	2	2	4	11
Bowman, Andrew	0-0	0.00	2	0	0	0	0	2.0	1	0	0	2	3
Boxberger, Bradley	1-2	1.31	30	0	0	0	4	34.1	16	5	5	13	57
Braun, Jason	0-0	10.80	4	0	0	0	0	3.1	5	4	4	1	2
Buck, Dallas	1-5	8.50	8	8	0	0	0	36.0	53	43	34	20	21
Chapman, Aroldis	1-1	6.14	5	2	0	0	0	7.1	5	5	5	6	11
Christiani, Nick	2-0	1.75	20	0	0	0	3	25.2	16	5	5	5	22
Doyle, Pat	1-0	19.29	2	0	0	0	0	2.1	8	5	5	2	1
Freeman, Justin	2-4	5.25	54	0	0	0	1	60.0	74	39	35	25	56
Gustafson, Tim (CAR)	3-4	3.76	25	8	0	0	3	67.0	60	32	28	32	38
Gustafson, Tim (CAR/MS)	4-7	4.84	31	14	0	0	3	96.2	97	57	52	46	60
Hamulack, Tim	1-3	4.75	31	0	0	0	3	30.1	31	17	16	16	33
Hotchkiss, Jordan	1-2	5.84	3	3	0	0	0	12.1	20	9	8	7	8
Hynick, Brandon	4-3	3.67	15	7	0	0	0	56.1	52	26	23	20	34
Jeffords, Jeff	1-0	7.53	10	0	0	0	0	14.1	25	14	12	11	10
Joseph, Donnie	1-3	6.94	57	0	0	0	8	58.1	67	45	45	30	66
Klinker, Matt	6-7	5.23	15	14	2	0	0	82.2	100	54	48	25	54
Lehr, Justin	1-2	5.44	12	10	0	0	0	48.0	57	30	29	24	31
McCulloch, Kyle	6-7	5.51	24	14	0	0	0	94.2	113	63	58	29	53
Medina, Ruben	1-1	4.00	13	0	0	0	0	18.0	17	9	8	6	10
Mendez, Carlos	0-0	18.00	1	0	0	0	0	1.0	1	2	2	1	1
Mobley, Chris	2-5	6.55	28	0	0	0	1	33.0	35	27	24	12	43
Partch, Curtis	2-2	6.92	7	7	0	0	0	39.0	55	32	30	13	33
Ravin, Josh	0-2	7.07	6	6	0	0	0	28.0	30	25	22	23	21
Shunick, Clayton	0-1	4.91	9	0	0	0	0	18.1	20	10	10	6	7
Tabor, Lee	0-4	8.39	21	3	0	0	0	34.1	38	33	32	26	21
Thompson, Daryl	1-4	4.44	9	9	0	0	0	46.2	47	28	23	17	41
Villarreal, Pedro	7-4	4.42	17	17	1	0	0	91.2	92	52	45	20	68
Webb, Travis	1-7	4.41	36	5	0	0	1	69.1	66	37	34	36	89
Team Total	53-86	5.17	139	139	3	4	24	1193.0	1304	762	685	508	945

REDS

2011 BAKERSFIELD BLAZE - A

2011 Final Batting

Player	AVG	G	AB	R	H	2B	3B	HR	RBI	BB	SO	SB	E
Bauer, Phillip	.333	3	9	1	3	0	0	0	1	1	3	0	0
Buchholz, Alex	.284	92	342	47	97	15	1	8	42	27	35	6	19
Campbell, Eric	.371	46	167	48	62	18	1	9	40	27	24	4	9
Coddington, Kevin	.362	27	94	21	34	6	0	3	16	7	5	3	2
Fellhauer, Josh	.281	99	388	56	109	24	1	5	44	46	68	9	2
Fleury, Mark	.278	51	169	26	47	8	3	3	24	30	42	5	4
Gonzalez, Yovan	.111	2	9	0	1	0	0	0	0	0	2	1	0
Grandal, Yasmani	.296	56	206	47	61	14	0	10	40	41	57	0	6
Greene, Brodie	.287	126	502	79	144	21	6	14	79	41	75	36	23
Gregorius, Didi	.303	46	188	30	57	12	1	5	28	10	25	8	13
Gualdron, Jose	.218	49	147	19	32	10	1	2	16	11	34	0	5
Hunt, Stephen	.291	104	378	44	110	27	3	8	59	36	96	3	7
Jimenez, Jorge	.256	34	133	19	34	5	1	3	28	3	14	1	3
Kahaulelio, Jake	.211	5	19	3	4	1	0	0	1	4	1	0	0
LaMarre, Ryan	.279	117	445	78	124	17	3	6	47	42	97	52	6
Lohman, Devin	.331	39	130	25	43	10	2	5	17	13	23	4	12
McMurray, Chris	.000	1	4	0	0	0	0	0	0	0	1	0	0
Means, Andrew	.249	111	426	58	106	15	3	5	48	18	89	37	6
Mendez, Carlos	.270	64	237	26	64	13	1	2	28	18	42	1	3
Morillo, Julio	.333	2	6	1	2	1	0	0	0	0	4	0	0
Pfister, Frank	.364	3	11	1	4	1	0	0	1	0	3	1	1
Ramirez, Welinton	.233	14	43	9	10	5	0	0	6	4	14	0	0
Read, Dayne	.250	33	120	20	30	4	1	4	15	8	32	9	4
Richburg, Chris	.262	93	343	44	90	16	1	12	45	16	88	3	6
Rodriguez, Henry	.340	58	238	37	81	17	0	8	44	14	35	12	12
Weems, Chase	.167	4	12	1	2	0	0	1	2	0	7	0	1
Wideman, Jordan	.179	26	78	7	14	3	0	2	10	8	17	0	1
Team Total	.282	140	4844	747	1365	263	29	115	681	425	933	195	168

2011 Final Pitching

Pitcher	W-L	ERA	G	GS	CG	SHO	SV	IP	H	R	ER	BB	SO
Bowman, Andrew	4-2	4.64	47	0	0	0	1	66.0	61	43	34	54	78
Braun, Jason	0-0	14.73	8	0	0	0	0	7.1	18	13	12	9	6
Chiu, Tzu-Kai	1-2	6.82	22	1	0	0	0	34.1	48	36	26	9	21
Crabbe, Tim	5-5	3.41	21	15	0	0	0	111.0	97	48	42	46	123
Fairel, Matt	0-6	12.09	7	7	0	0	0	22.1	48	36	30	14	12
Gaffney, Scott	3-3	6.42	51	0	0	0	3	61.2	66	49	44	52	49
Gualdron, Jose	0-0	9.00	1	0	0	0	0	1.0	2	1	1	1	0
Hayes, Tyree	3-3	5.15	20	0	0	0	1	36.2	46	26	21	17	31
Hunt, Stephen	0-0	4.50	2	0	0	0	0	2.0	2	1	1	3	2
Janke, Lance	4-5	7.03	15	14	0	0	0	73.0	92	61	57	34	74
Jensen, Daniel	0-0	1.50	1	1	0	0	0	6.0	3	1	1	1	3
Leonard, Matt	0-0	4.50	1	0	0	0	0	2.0	1	1	1	1	2
Lutz, Derrick	1-2	3.93	17	0	0	0	1	18.1	13	11	8	10	14
Manno, Christopher	0-1	0.53	13	0	0	0	2	17.0	6	2	1	6	31
Medina, Ruben	0-0	37.80	2	0	0	0	0	1.2	8	10	7	3	1
Partch, Curtis	6-11	5.25	21	21	2	0	0	121.2	161	92	71	28	93
Ramirez, Welinton	0-0	0.00	2	0	0	0	0	2.0	4	0	0	0	4
Ravin, Josh	2-8	4.61	19	19	0	0	0	95.2	79	56	49	59	93
Renken, Daniel	2-0	4.80	6	6	0	0	0	30.0	36	24	16	13	24
Salinas, Doug	5-2	4.47	47	0	0	0	14	50.1	46	27	25	19	55
Serrano, Mark	6-9	4.62	18	18	0	0	0	109.0	99	61	56	38	100
Shunick, Clayton	3-3	2.51	31	1	0	0	4	68.0	57	22	19	26	72
Smith, Ryan	2-0	0.00	5	0	0	0	0	7.0	2	0	0	3	3
Thurman, Mace	5-3	5.51	48	1	0	0	0	65.1	69	46	40	38	61
Villarreal, Pedro	4-3	4.34	10	10	0	0	0	58.0	68	31	28	8	41
Walczak, Jamie	1-0	5.13	18	0	0	0	0	26.1	23	15	15	16	35
Ware, Chase	0-0	16.20	2	0	0	0	0	3.1	8	7	6	3	1
Team Total	66-74	4.94	140	140	2	4	26	1234.0	1303	797	678	561	1184

REDS

2011 DAYTON DRAGONS - A

2011 Final Batting

Player	AVG	G	AB	R	H	2B	3B	HR	RBI	BB	SO	SB	E
Barnhart,Tucker	.273	97	326	47	89	24	2	3	43	37	59	2	2
Berset,Chris	.215	58	177	27	38	9	1	2	23	33	36	3	1
Bowe,Theo	.244	85	266	45	65	7	5	1	24	31	62	20	5
D'Anna,Dominic	.286	91	322	47	92	18	1	8	58	50	62	2	7
Dailey,Brandon	.000	3	8	0	0	0	0	0	1	0	2	0	1
Duran,Juan	.264	104	367	48	97	21	2	16	71	34	152	1	10
Garton,Josh	.154	8	26	3	4	1	0	0	1	2	14	0	
Hamilton,Billy	.278	135	550	99	153	18	9	3	50	52	133	103	39
Lohman,Devin	.208	62	207	14	43	5	1	1	31	17	47	9	15
Lutz,Donald	.301	123	465	85	140	23	3	20	75	34	125	5	9
Matthews,Jaren	.217	66	217	26	47	7	5	5	21	17	60	7	7
May,Brennan	.154	4	13	3	2	1	0	1	3	0	5	0	0
Muller,Kurtis	.253	26	91	15	23	5	1	0	7	10	14	8	2
Pfister,Frank	.192	48	146	15	28	1	0	2	14	7	26	2	8
Pouk,Drew	.274	19	62	6	17	5	0	1	10	5	16	1	0
Rodriguez,Yorman	.254	79	280	38	71	10	4	7	40	25	84	20	5
Sierra,Jefry	.234	105	381	40	89	14	5	0	29	18	117	30	8
Torreyes,Ronald	.356	67	278	53	99	9	5	3	41	14	19	12	3
Vidal,David	.280	127	454	85	127	37	1	20	85	44	111	3	10
TeamTotal	.264	140	4636	696	1224	215	45	93	627	430	1144	228	152

2011 Final Pitching

Pitcher	W-L	ERA	G	GS	CG	SHO	SV	IP	H	R	ER	BB	SO
Braun,Jason	0-0	3.25	17	0	0	0	0	27.2	28	11	10	18	19
Clarke,Mitch	3-2	2.81	9	6	0	0	0	41.2	36	15	13	13	29
Corcino,Daniel	11-7	3.42	26	26	1	0	0	139.1	128	61	53	34	156
Crabbe,Tim	2-2	3.65	8	2	0	0	1	24.2	22	13	10	7	25
Doyle,Pat	6-4	3.68	37	1	0	0	2	80.2	86	43	33	30	96
Gerson,Stalin	6-2	3.41	14	12	0	0	0	68.2	74	30	26	23	55
Hayes,Drew	2-2	1.35	51	0	0	0	22	60.0	29	9	9	27	89
Howell,Blaine	3-1	1.91	47	0	0	0	9	66.0	50	19	14	31	67
Infante,Ezequiel	0-2	5.60	16	0	0	0	0	17.2	19	12	11	19	9
Lotzkar,Kyle	3-2	4.32	14	14	0	0	0	66.2	51	34	32	25	72
Martinez,Porfirio	0-0	24.75	3	0	0	0	0	4.0	11	11	11	2	6
Panerati,Luca	1-1	4.15	17	0	0	0	0	34.2	31	16	16	9	25
Pearl,Brian	0-0	4.84	12	1	0	0	0	22.1	26	13	12	6	30
Renken,Daniel	6-8	3.18	20	20	0	0	0	113.1	99	49	40	39	141
Robles,Tanner	7-9	5.40	21	20	1	0	0	86.2	83	67	52	69	85
Rogers,Chad	6-4	2.99	37	1	0	0	1	69.1	57	25	23	24	72
Smith,Josh	14-7	2.97	26	26	0	0	0	142.1	122	57	47	33	166
Tuttle,Daniel	4-3	4.87	11	11	0	0	0	57.1	58	35	31	21	50
Walczak,Jamie	2-0	1.89	11	0	0	0	0	19.0	17	8	4	8	24
Wolford,Daniel	7-1	1.46	43	0	0	0	1	67.2	60	15	11	23	76
TeamTotal	83-57	3.39	140	140	2	14	36	1209.2	1087	543	455	461	1292

REDS

2011 BILLINGS MUSTANGS - ROOKIE

2011 Final Batting

Player	AVG	G	AB	R	H	2B	3B	HR	RBI	BB	SO	SB	E
Arias, Junior	.251	61	219	47	55	14	3	8	30	19	74	7	17
Buckley, Sean	.289	59	225	38	65	11	3	14	41	23	73	6	7
Diaz, Sammy	.299	38	127	20	38	3	2	2	15	11	19	1	10
Dickinson, Spencer	.302	29	96	17	29	7	2	2	15	10	28	1	0
Garton, Josh	.176	6	17	1	3	1	0	0	0	3	5	0	1
Gonzalez, Yovan	.262	38	141	19	37	5	1	2	24	11	24	1	5
Lohman, Devin	.322	29	115	23	37	4	0	4	21	16	22	6	7
Maddox, Robert	.282	63	262	41	74	19	2	16	51	10	73	4	5
Matthews, Jon	1.000	2	1	0	1	0	0	0	0	0	0	0	0
Muenster, Adam	.200	16	60	8	12	4	1	1	6	6	9	2	4
Muller, Kurtis	.242	43	157	39	38	7	3	2	18	22	32	24	0
O'Shea, Nick	.255	41	145	22	37	7	1	7	21	10	45	1	6
Perez, Juan	.268	19	82	14	22	7	2	2	11	9	20	3	4
Poulk, Drew	.354	24	96	16	34	6	1	6	19	5	30	1	1
Read, Dayne	.397	15	58	14	23	4	2	4	18	5	11	4	0
Rodriguez, Cristobal	.257	34	109	14	28	7	0	2	11	7	38	2	17
Selsky, Steven	.250	8	32	6	8	2	0	1	2	5	11	0	1
Silva, Juan	.293	41	150	30	44	2	2	4	21	28	43	4	5
Smith, Bryson	.362	19	69	16	25	4	1	5	18	9	9	1	0
Vicioso, Danny	.341	28	91	13	31	7	0	3	19	4	17	0	5
Waldrop, Kyle	.273	68	278	38	76	22	9	5	29	10	65	4	6
Wright, Ryan	.298	40	161	28	48	11	2	7	32	9	27	6	1
Team Total	.284	76	2691	464	765	154	37	97	422	232	675	78	117

2011 Final Pitching

Pitcher	W-L	ERA	G	GS	CG	SHO	SV	IP	H	R	ER	BB	SO
Allen, James	2-0	1.26	22	0	0	0	7	28.2	21	6	4	5	39
Braun, Jason	1-0	2.25	10	0	0	0	1	16.0	14	5	4	5	11
Cingrani, Tony	3-2	1.75	13	13	0	0	0	51.1	35	11	10	6	80
Clarke, Mitch	1-1	3.60	5	2	0	0	0	20.0	23	8	8	6	14
Contreras, Carlos	2-1	5.00	18	0	0	0	0	36.0	35	20	20	23	38
Fleece, Nick	0-0	9.00	3	0	0	0	0	3.0	3	3	3	2	0
Gerson, Stalin	2-0	0.75	2	2	0	0	0	12.0	7	1	1	3	10
Gonzalez, Aguido	0-0	0.00	2	0	0	0	0	2.0	1	0	0	1	0
Gonzalez, Carlos	0-1	5.40	2	2	0	0	0	10.0	7	6	6	2	10
Green, Cole	4-1	4.24	10	5	0	0	0	34.0	39	20	16	6	34
Guillon, Ismael	3-6	6.57	15	15	0	0	0	63.0	78	57	46	46	61
Jensen, Daniel	1-2	6.39	13	2	0	0	0	31.0	42	25	22	10	24
Joyce, Christopher	1-0	2.45	3	0	0	0	0	3.2	3	1	1	2	1
Kemp, Ryan	3-1	3.48	16	0	0	0	0	20.2	13	10	8	14	19
Leonard, Matt	2-1	5.23	23	0	0	0	0	20.2	31	14	12	5	27
Lutz, Derrick	0-0	7.71	6	0	0	0	0	7.0	15	6	6	1	11
Martinez, Porfirio	1-0	7.61	17	0	0	0	0	23.2	30	27	20	19	20
McMyne, Kyle	1-1	8.00	10	10	0	0	0	27.0	36	24	24	14	27
Miller, Erik	3-0	3.45	22	0	0	0	0	31.1	39	17	12	1	26
Moran, Jim	0-0	6.75	2	0	0	0	0	2.2	3	2	2	1	2
Mugarian, Wes	4-5	5.80	15	15	0	0	0	71.1	79	58	46	40	61
Muhammad, El'Hajj	2-2	4.70	19	0	0	0	0	44.0	46	23	23	18	45
Pearl, Brian	1-0	3.00	3	0	0	0	0	6.0	6	2	2	2	8
Pinckard, Brooks	3-2	3.62	28	0	0	0	10	32.1	29	19	13	13	27
Quezada, Radhames	2-3	3.83	10	10	0	0	0	49.1	50	28	21	12	55
Quinn, Patrick	2-3	4.80	22	0	0	0	0	30.0	37	18	16	15	25
Team Total	44-32	4.58	76	76	0	4	18	676.2	722	411	344	272	675

REDS

2011 AZL REDS - ROOKIE

2011 Final Batting

Player	AVG	G	AB	R	H	2B	3B	HR	RBI	BB	SO	SB	E
Bauer, Phillip	.185	20	54	8	10	1	0	1	3	10	12	3	2
Dailey, Brandon	.298	43	171	37	51	5	5	1	27	23	37	18	7
Denove, Chris	.375	5	16	5	6	2	0	1	5	2	1	0	0
Dickinson, Spencer	.263	26	95	22	25	6	1	0	14	22	21	7	5
Estevez, Wilfrel	.217	17	60	9	13	3	1	0	13	7	20	0	2
Fleury, Mark	.143	3	7	0	1	0	0	0	0	3	1	1	0
Francisco, Juan	.500	5	18	3	9	3	0	1	3	1	3	0	1
Gomez, Wagner	.226	31	106	12	24	5	2	3	15	7	33	1	12
Lentz, Matt	.154	11	39	4	6	1	1	0	3	4	18	1	1
Lopez, Yimmy	.205	14	39	3	8	1	1	0	7	4	10	2	1
Matthews, Jon	.229	43	153	25	35	4	5	0	13	15	36	18	5
May, Brennan	.274	45	164	30	45	11	5	7	32	17	63	13	1
Morillo, Julio	.255	29	94	19	24	10	1	0	14	14	15	1	1
Perez, Juan	.346	33	133	28	46	4	5	2	21	16	18	12	3
Ramirez, Robert	.243	38	140	22	34	5	3	1	9	8	32	8	19
Rojas, Miguel	.471	6	17	6	8	3	0	0	6	6	1	4	0
Rosa, Gabriel	.245	28	106	17	26	5	3	2	10	8	28	6	6
Sanchez, Carlos	.263	46	179	24	47	14	3	3	28	13	31	1	2
Selsky, Steven	.338	20	74	17	25	6	0	6	18	12	13	3	0
Smith, Bryson	.385	6	26	4	10	0	1	0	2	1	6	2	1
Sosa, Fray	.375	11	24	7	9	3	0	0	3	1	2	0	0
Terry, Josef	.216	13	37	7	8	2	0	0	8	6	10	5	2
Valor, Humberto	.207	40	140	18	29	3	2	0	11	14	33	6	13
Wideman, Jordan	.250	3	8	2	2	1	0	0	1	4	1	0	0
Wright, Ryan	.318	5	22	4	7	2	1	1	5	0	5	1	1
Team Total	.264	56	1928	334	509	100	40	30	273	218	453	113	90

2011 Final Pitching

Pitcher	W-L	ERA	G	GS	CG	SHO	SV	IP	H	R	ER	BB	SO
Alessio, Eric	1-0	5.14	10	0	0	0	0	14.0	23	11	8	3	13
Amezcuca, Jose	0-0	6.00	3	1	0	0	0	3.0	3	2	2	1	1
Beard, Eliezer	3-2	6.70	10	7	0	0	0	41.2	54	37	31	15	44
Bender, Joel	4-3	3.40	12	8	0	0	0	53.0	63	30	20	17	45
Braun, Jason	1-0	9.95	4	0	0	0	0	6.1	10	7	7	2	5
Burton, Jared	0-1	9.00	3	3	0	0	0	4.0	7	5	4	0	6
Caceres, Cesar	1-1	6.08	11	0	0	0	0	23.2	25	17	16	11	24
Chacin, Alejandro	2-1	1.23	20	0	0	0	11	22.0	12	5	3	7	34
DeLosSantos, Abel	0-2	7.54	11	2	0	0	0	22.2	30	19	19	8	23
Fairel, Matt	1-1	3.46	4	3	0	0	0	13.0	12	5	5	3	10
French, Justice	4-4	3.99	11	10	0	0	0	58.2	65	31	26	6	55
Gonzalez, Aguido	0-0	0.00	1	0	0	0	0	1.0	0	0	0	1	1
Gonzalez, Carlos	2-3	4.70	12	6	0	0	0	44.0	50	27	23	12	44
Green, Cole	0-0	0.00	1	0	0	0	0	1.0	0	0	0	0	1
Hayes, Tyree	0-0	2.70	6	0	0	0	0	10.0	12	4	3	2	8
Joyce, Christopher	1-0	1.13	11	0	0	0	0	16.0	12	7	2	5	22
Kemp, Ryan	1-0	0.00	2	0	0	0	0	3.0	2	2	0	0	4
Maloney, Matt	0-0	0.00	1	1	0	0	0	2.0	2	0	0	0	2
Moran, Jim	1-1	3.54	19	0	0	0	0	20.1	23	12	8	11	26
O'Rear, Lucas	0-4	9.00	12	6	0	0	0	41.0	62	46	41	36	29
Panerati, Luca	0-1	3.00	1	1	0	0	0	6.0	8	3	2	1	2
Ramos, Carlos	1-0	6.14	16	0	0	0	0	22.0	24	22	15	7	16
Robles, Tanner	2-0	2.77	3	2	0	0	0	13.0	7	4	4	6	17
Smith, Jordan	0-0	1.50	4	3	0	0	0	6.0	6	2	1	0	2
Tuttle, Daniel	3-1	3.91	5	3	0	0	0	23.0	19	13	10	9	35
Walczak, Jamie	2-0	4.70	5	0	0	0	0	7.2	8	6	4	2	11
Yard, Randall	1-0	4.95	14	0	0	0	0	20.0	18	11	11	9	19
Team Total	31-25	4.79	56	56	0	1	11	498.0	557	328	265	174	499

REDS

ORGANIZATIONAL LEADERS

BATTING TOP 10 (MINIMUM 3.1 PA/GAME)

BATTER	CLUB	AVG	G	AB	R	H	HR	RBI
Phipps, Denis	CAR/LOU	.346	122	463	83	160	12	64
Rodriguez, Henry	BAK/CAR	.320	127	516	76	165	13	81
Hermida, Jeremy	LOU	.319	105	395	67	126	17	55
Perez, Juan	RDS/BIL	.316	52	215	42	68	4	32
Campbell, Eric	BAK/CAR	.307	127	424	81	130	20	83
Grandal, Yasmani	BAK/CAR/LOU	.305	105	374	69	114	14	68
Lutz, Donald	DAY	.301	123	465	85	140	20	75
Wright, Ryan	RDS/BIL	.301	45	183	32	55	8	37
Alonso, Yonder	LOU	.296	91	358	46	106	12	56
Hunt, Stephen	BAK	.291	104	378	44	110	8	59

PITCHING TOP 10 (MINIMUM 0.8 IP/GAME)

PITCHER	CLUB	W-L	ERA	IP	H	BB	SO
Smith, Josh	DAY	14-7	2.97	142.1	122	33	166
Bender, Joel	RDS	4-3	3.40	53.0	63	17	45
Corcino, Daniel	DAY	11-7	3.42	139.1	128	34	156
Crabbe, Tim	DAY/BAK	7-7	3.45	135.2	119	53	148
Renken, Daniel	DAY/BAK	8-8	3.52	143.1	135	52	165
Reineke, Chad	LOU	9-7	3.84	126.2	143	39	77
French, Justice	RDS	4-4	3.99	58.2	65	6	55
Thompson, Daryl	CAR/LOU	4-8	4.26	137.1	150	40	123
Villarreal, Pedro	BAK/CAR	11-7	4.39	149.2	160	28	109
Tuttle, Daniel	RDS/DAY	7-4	4.59	80.1	77	30	85

ADDITIONAL HITTING LEADERS

HOME RUNS	CLUB	VALUE
Soto, Neftali	CAR/LOU	31
Campbell, Eric	BAK/CAR	20
Lutz, Donald	DAY	20
Vidal, David	DAY	20
Dorn, Danny	LOU	18

RBI	CLUB	VALUE
Vidal, David	DAY	85
Campbell, Eric	BAK/CAR	83
Greene, Brodie	BAK/CAR	81
Rodriguez, Henry	BAK/CAR	81
Soto, Neftali	CAR/LOU	80

STOLEN BASES	CLUB	VALUE
Hamilton, Billy	DAY	103
LaMarre, Ryan	BAK/CAR	55
Berry, Quintin	CAR/LOU	42
Greene, Brodie	BAK/CAR	38
Means, Andrew	BAK	37

TEAM BATTING	AVG	AB	R	H	HR	RBI	BB	SO	SB
Billings	.284	2691	464	765	97	422	232	675	78
Bakersfield	.282	4844	747	1365	115	681	425	933	195
Louisville	.266	4936	654	1315	146	619	431	1085	68
AZL Reds	.264	1928	334	509	30	273	218	453	113
Dayton	.264	4636	696	1224	93	627	430	1144	228
Carolina	.263	4638	664	1222	115	613	447	1016	126

TEAM PITCHING	W-L	ERA	IP	H	SHO	SV	BB	SO
Dayton	83-57	3.39	1209.2	1087	14	36	461	1292
Louisville	73-71	4.01	1280.0	1318	4	40	431	995
Billings	44-32	4.58	676.2	722	4	18	272	675
AZL Reds	31-25	4.79	498.0	557	1	11	174	499
Bakersfield	66-74	4.94	1234.0	1303	4	26	561	1184
Carolina	53-86	5.17	1193.0	1304	4	24	508	945

2011 SEASON



Catcher Devin Mesoraco was named the 2011 Mary E. Barney
Louisville Bats Most Valuable Player.

2011 DAY-BY-DAY

Date	Opp	Score	Rec	GB/GA	WP	LP	SV	ATT	Time
4/7	vs. TOL	11-6 L	0-1	-1.0 (T-3rd)	Ni (1-0)	Herrera (0-1)		12,680	3:16
4/8	vs. TOL	5-3 W	1-1	-1.0 (T-2nd)	Klinker (1-0)	Oxspring (0-1)	Fisher (1)	8,468	2:27
4/9	vs. TOL	2-1 W	2-1	-1.0 (2nd)	Reineke (1-0)	Furbush (0-1)	Gil (1)	8,968	2:31
4/10	vs. TOL	5-1 W	3-1	-1.0 (2nd)	Willis (1-0)	Below (0-1)		7,166	2:26
4/12g1	vs. COL	4-2 W(7)	4-1	+0.0 (T-1st)	Cochran (1-0)	Kluber (0-1)	Fisher (2)		2:01
4/12g2	vs. COL	5-4 W(8)	5-1	+1.0 (1st)	Krebs (1-0)	Judy (0-1)		5,837	2:32
4/13	at IND	10-4 W	6-1	+1.5 (1st)	Klinker (2-0)	Gallagher (0-2)		3,551	2:56
4/14	at IND	5-2 W	7-1	+1.0 (1st)	Reineke (2-0)	Wilson (0-1)	Fisher (3)	4,133	2:31
4/15	at IND	3-0 W	8-1	+2.0 (1st)	Willis (2-0)	Lincoln (0-2)	Gil (2)	3,871	2:21
4/16	vs. IND	7-1 L	8-2	+1.5 (1st)	Owens (2-0)	Cueto (0-1)		13,131	2:47
4/17	vs. IND	6-4 W(13)	9-2	+1.0 (1st)	Cochran (2-0)	Watson (0-2)		6,665	3:49
4/18	vs. IND	10-4 L	9-3	+1.0 (1st)	Leroux (1-0)	Klinker (2-1)		5,960	2:41
4/19	at COL	4-2 W	10-3	+2.0 (1st)	Reineke (3-0)	Barnes (0-1)	Fisher (4)	4,705	2:43
4/20	at COL	4-3 L	10-4	+1.0 (1st)	Judy (2-1)	Gil (0-1)		5,131	3:06
4/21	at COL	19-3 L	10-5	+0.0 (T-1st)	McAllister (3-0)	Cueto (0-2)		5,732	2:58
4/23	at TOL	6-4 W	11-5	+0.5 (1st)	Cochran (3-0)	Weinhardt (0-1)	Herrera (1)	7,491	2:56
4/24	at TOL	9-0 W	12-5	+0.5 (1st)	Bailey (1-0)	Oliver (1-2)	Reineke (1)	4,008	2:51
4/25	at TOL	6-5 L	12-6	-1.0 (2nd)	Weinhardt (1-1)	Herrera (0-2)		3,903	2:30
4/26	vs. DUR	8-3 W	13-6	-1.0 (2nd)	Johnson (1-0)	Torres (1-2)		5,669	3:00
4/28g1	vs. DUR	3-2 W(7)	14-6	-1.5 (2nd)	Arredondo (1-0)	Baker (0-1)	Gil (3)		1:49
4/28g2	vs. DUR	11-5 W(7)	15-6	-1.0 (2nd)	Carroll (1-0)	Hall (0-1)		7,655	2:16
4/29	vs. DUR	3-2 L	15-7	-2.0 (2nd)	De La Rosa (3-1)	McCulloch (0-1)	Gomes (6)	7,479	2:52
4/30	vs. NOR	10-1 W	16-7	-2.0 (2nd)	Bailey (2-0)	VandenHurk (1-4)		8,988	2:39
APRIL TOTALS: 16-7, .266 avg, 3.70 era									
5/1	vs. NOR	5-2 L	16-8	-3.0 (2nd)	George (1-2)	Arredondo (0-1)	Worrell (3)	6,075	2:49
5/3g1	vs. NOR	4-0 L (7)	16-9	-4.0 (2nd)	Ballard (2-2)	Willis (2-1)			2:04
5/3g2	vs. NOR	2-1 L (7)	16-10	-5.0 (2nd)	Spoone (2-0)	Gil (0-2)	Worrell (4)	5,871	1:54
5/5	at BUF	6-5 L	16-11	-5.0 (2nd)	Thayer (2-0)	Gil (0-3)		4,832	2:43
5/6	at BUF	4-0 L	16-12	-6.0 (2nd)	Schwinden (2-1)	Reineke (3-1)		7,366	2:21
5/7	at BUF	3-1 W	17-12	-5.5 (2nd)	Cochran (4-0)	Stinson (1-3)	Smith (1)	5,587	2:52
5/8	at BUF	8-0 W	18-12	-5.0 (2nd)	Maloney (1-0)	Fossum (0-2)		5,845	2:39
5/9	at ROC	7-6 L (18)	18-13	-6.0 (2nd)	James (1-1)	Herrera (0-3)		3,672	5:05
5/10	at ROC	8-1 L	18-14	-6.0 (2nd)	Swarzak (2-1)	Carroll (1-1)		3,051	2:46
5/11	at ROC	7-3 W	19-14	-6.0 (2nd)	Reineke (4-1)	Hacker (1-1)		3,804	2:46
5/12	at ROC	5-2 W	20-14	-5.0 (2nd)	Cochran (5-0)	Gibson (1-2)	Smith (2)	3,854	2:39
5/13	vs. BUF	15-7 W	21-14	-4.0 (2nd)	Maloney (2-0)	Fossum (0-3)		11,538	2:27
5/14	vs. BUF	8-3 W	22-14	-3.0 (2nd)	Willis (3-1)	Sweeney (0-2)		8,790	2:51
5/15	vs. BUF	4-3 L	22-15	-3.0 (2nd)	Beato (1-0)	Herrera (0-4)	Thayer (3)	6,968	2:25
5/16	vs. BUF	6-1 L	22-16	-4.0 (2nd)	Schwinden (3-1)	Reineke (4-2)		12,606	2:20
5/17	at DUR	11-8 W(10)	23-16	-3.5 (2nd)	Fisher (1-0)	De La Rosa (3-3)	3,672	3:35	
5/18	at DUR	7-4 L	23-17	-4.0 (2nd)	Cobb (5-0)	Leake (0-1)	Ekstrom (2)	4,391	2:23
5/19	at DUR	12-6 L	23-18	-4.5 (2nd)	McGee (1-0)	Maloney (2-1)		6,137	2:54
5/20	at DUR	9-8 W	24-18	-4.0 (2nd)	Carroll (2-1)	Baker (2-3)	Fisher (5)	10,312	2:37
5/21	at NOR	8-6 L	24-19	-5.0 (2nd)	Atkins (1-0)	Cochran (5-1)	Worrell (8)	9,212	2:39
5/22	at NOR	2-1 W	25-19	-5.0 (2nd)	Reineke (5-2)	VandenHurk (2-7)	Fisher (6)	7,522	2:11
5/23	at NOR	6-3 L	25-20	-6.0 (2nd)	Rupe (1-0)	Horst (0-1)	Worrell (9)	3,005	2:21
5/24	at NOR	8-7 W	26-20	-6.0 (2nd)	Lehr (1-0)	Gabino (1-2)	Gil (4)	5,747	3:00
5/26	vs. SWB	5-0 L	26-21	-7.0 (2nd)	Silva (1-0)	Carroll (2-2)	Whelan (14)	6,952	2:39
5/27	vs. SWB	6-4 L	26-22	-8.0 (2nd)	Mitchell (3-3)	Lehr (1-1)	Whelan (15)	9,975	2:42
5/28	vs. SWB	4-3 W	27-22	-7.0 (2nd)	Johnson (2-0)	Sanit (2-1)	Jackson (1)	11,641	2:54
5/29	vs. SWB	8-4 L	27-23	-8.0 (2nd)	Phelps (4-4)	Chapman (0-1)		10,418	2:21
5/30	vs. SYR	9-4 W	28-23	-7.0 (2nd)	Klinker (3-1)	Detwiler (3-5)		8,860	2:39
5/31	vs. SYR	5-1 W	29-23	-6.0 (2nd)	Carroll (3-2)	Meyers (3-1)	Christiani (1)	7,170	2:20
MAY TOTALS: 13-16, .287 avg, 4.53 era									
6/1	vs. SYR	2-1 W	30-23	-5.0 (2nd)	Johnson (3-0)	Milone (3-4)	Christiani (2)	6,946	2:31
6/2	vs. SYR	5-1 W	31-23	-5.0 (2nd)	Volquez (1-0)	Stammen (5-3)		8,281	2:48
6/3	vs. COL	10-4 W	32-23	-4.0 (2nd)	Mobley (1-0)	Smith (1-1)		8,538	2:47
6/4	vs. COL	6-5 W(10)	33-23	-3.0 (2nd)	Gil (1-3)	Lewis (3-2)		10,163	3:37
6/5	at COL	11-5 W	34-23	-2.0 (2nd)	Carroll (4-2)	McAllister (7-2)		8,881	2:51
6/6g1	at COL	5-0 W(7)	35-23	-1.0 (2nd)	Gil (2-3)	Kluber (3-4)			2:09
6/6g2	at COL	6-2 L(7)	35-24	-2.0 (2nd)	Hagadone (2-1)	Johnson (3-1)		6,693	1:52
6/7	at SYR	9-2 W	36-24	-2.0 (2nd)	Cochran (6-1)	Arnesen (0-2)		4,021	2:45
6/8	at SYR	2-1 L	36-25	-3.0 (2nd)	Martin (1-4)	Hynick (1-5)	Mattheus (2)	4,174	2:01
6/9	at SYR	4-3 L	36-26	-4.0 (2nd)	Detwiler (5-5)	Reineke (5-3)	Wilkie (5)	10,870	2:33
6/10	at SYR	6-4 W	37-26	-3.5 (2nd)	Carroll (5-2)	Meyers (3-3)	Christiani (3)	5,021	3:08
6/11	at LHV	8-7 L(13)	37-27	-4.5 (2nd)	Schwimer (3-0)	Hynick (1-6)		9,305	4:16
6/12	at LHV	6-1 L	37-28	-5.5 (2nd)	Feierabend (5-3)	Willis (3-2)		9,433	2:09
6/13	at LHV	8-7 W	38-28	-5.5 (2nd)	Johnson (4-1)	Perez (0-2)	Mobley (1)	9,449	3:28
6/14	at LHV	8-7 L	38-29	-6.5 (2nd)	Grilli (3-0)	LeCure (0-1)	Mathieson (5)	8,362	3:24
6/16	vs. TOL	3-1 L	38-30	-7.5 (2nd)	Below (6-3)	Bailey (2-1)	Perry (4)	9,857	2:39
6/17	vs. TOL	2-1 W(10)	39-30	-7.5 (2nd)	Gil (3-3)	Hoffman (0-2)		11,294	2:47
6/18	vs. TOL	3-1 W	40-30	-6.5 (2nd)	Carroll (6-2)	Gonzalez (1-2)	LeCure (1)	11,524	2:24
6/19	vs. TOL	4-2 W	41-30	-6.5 (2nd)	Willis (4-2)	Oliver (5-5)	Christiani (4)	8,270	2:32
6/20	vs. PAW	7-4 L	41-31	-7.5 (2nd)	Atchison (2-1)	Reineke (5-4)	Williams (1)	7,118	2:38
6/21	vs. PAW	6-3 L	41-32	-8.5 (2nd)	Okajima (2-0)	Lehr (1-2)	Pena (2)	7,106	2:55
6/22	vs. PAW	7-2 W	42-32	-8.5 (2nd)	Thompson (1-0)	Duckworth (4-4)		9,745	2:41
6/23	vs. PAW	4-3 L(10)	42-33	-9.5 (2nd)	Pena (5-3)	Hynick (1-7)	Williams (2)	9,786	3:06
6/24	at TOL	5-4 W	43-33	-9.5 (2nd)	Willis (5-2)	Thomas (0-1)	Christiani (5)	9,673	2:44
6/25	at TOL	9-2 W	44-33	-8.5 (2nd)	Reineke (6-4)	Villarreal (0-5)		11,000	2:38
6/26	at TOL	4-2 L	44-34	-8.5 (2nd)	Below (7-4)	Wood (0-1)	Oliveros (5)	7,637	2:45
6/27	at TOL	7-2 L	44-35	-8.5 (2nd)	Weber (4-6)	Horst (0-2)		10,300	2:44
6/28	vs. GWN	9-4 L	44-36	-9.5 (2nd)	Cordier (2-4)	Carroll (6-3)		8,416	2:57

2011 DAY-BY-DAY

Date	Opp	Score	Rec	GB/GA	WP	LP	SV	ATT	Time
6/29	vs. GWN	3-1 L	44-37	-10.5 (2nd)	Gearrin (3-1)	Horst (0-3)		9,706	2:29
6/30	vs. GWN	3-1 L	44-38	-11.5 (2nd)	Teheran (9-1)	Reineke (6-5)	Asencio (11)	8,776	2:57
JUNE TOTALS: 15-15, .266 avg, 3.73 era									
7/1	vs. GWN	4-2 W	45-38	-10.5 (2nd)	Wood (1-1)	Minor (3-3)	Christiani (6)	8,850	2:18
7/2	at COL	6-5 L(10)	45-39	-11.5 (2nd)	Lee (1-0)	Horst (0-4)		10,458	3:35
7/3	at COL	4-2 L	45-40	-12.5 (2nd)	Gomez (9-2)	Gil (3-4)	Germano (3)	10,100	2:27
7/4	vs. COL	5-4 W(13)	46-40	-11.5 (2nd)	Johnson (5-1)	Martinez (6-3)		12,104	4:07
7/5	vs. COL	4-2 W	47-40	-10.5 (2nd)	Reineke (7-5)	Barnes (7-3)	Gil (5)	7,972	2:52
7/6	vs. COL	3-2 W	48-40	-9.5 (2nd)	Gil (4-4)	Putnam (4-2)		7,767	2:32
7/7	vs. IND	5-2 W	49-40	-9.5 (2nd)	Thompson (2-0)	Jackson (1-1)	Boxberger (1)	8,010	3:06
7/8	vs. IND	10-1 L	49-41	-9.5 (2nd)	Lincoln (7-7)	Carroll (6-4)		9,560	2:43
7/9	at IND	2-0 L	49-42	-9.5 (2nd)	Gallagher (4-9)	Cochran (6-2)	Wood (14)	12,514	2:13
7/10	at IND	5-3 L(10)	49-43	-9.5 (2nd)	Wood (1-0)	Boxberger (0-1)		7,215	3:13
7/14	at CHA	6-4 L	49-44	-9.5 (2nd)	Kinney (3-2)	Smith (0-1)		4,265	2:53
7/15	at CHA	1-0 L	49-45	-10.5 (2nd)	Danks (1-0)	Thompson (2-1)	Heath (1)	4,378	2:11
7/16	at CHA	4-2 W(12)	50-45	-10.5 (2nd)	Cochran (7-2)	Socolovich (3-2)	Christiani (7)	8,674	3:41
7/17	at CHA	7-6 L	50-46	-11.5 (2nd)	Kinney (4-2)	Gil (4-5)		2,465	2:54
7/18	at GWN	5-2 L	50-47	-12.5 (2nd)	Teheran (10-1)	Carroll (6-5)	Asencio (17)	5,054	2:54
7/19	at GWN	7-5 W(10)	51-47	-12.5 (2nd)	Gil (5-5)	Abreu (4-1)	Johnson (1)	5,225	3:13
7/20	at GWN	9-6 W	52-47	-11.5 (2nd)	Fisher (2-0)	Cordier (3-6)	Thompson (1)	4,519	2:54
7/21	at GWN	7-6 L	52-48	-11.5 (2nd)	Asencio (2-1)	Boxberger (0-2)		7,589	2:55
7/22	vs. CHA	4-2 W	53-48	-11.5 (2nd)	Volquez (2-0)	Infante (0-3)		9,335	2:31
7/23	vs. CHA	7-4 L	53-49	-11.5 (2nd)	Davis (1-0)	Carroll (6-6)	Kinney (12)	9,642	2:50
7/24	vs. CHA	3-2 W	54-49	-10.5 (2nd)	Maloney (3-1)	Kinney (5-3)		9,167	2:16
7/25	vs. CHA	5-3 W	55-49	-9.5 (2nd)	Boxberger (1-2)	Carter (0-2)	Smith (3)	8,068	3:00
7/26	vs. ROC	11-3 L	55-50	-10.5 (2nd)	Hendricks (1-0)	Cochran (7-3)		8,386	3:05
7/27	vs. ROC	2-0 L(10)	55-51	-10.5 (2nd)	Waldrop (5-4)	Smith (0-2)		7,830	2:50
7/28	vs. ROC	7-3 L	55-52	-10.5 (T-2nd)	Hacker (5-10)	Carroll (6-7)		8,308	2:42
7/29	vs. ROC	8-3 W	56-52	-9.5 (T-2nd)	Burton (1-0)	Diamond (4-10)		9,240	2:57
7/30	at PAW	3-2 W	57-52	-9.5 (T-2nd)	Wood (2-1)	Millwood (6-2)	Smith (4)	10,017	3:07
7/31	at PAW	7-2 W	58-52	-9.5 (2nd)	Thompson (3-1)	Pena (7-5)		8,997	3:04
JULY TOTALS: 14-14, .248 avg, 3.71 era									
8/1	at PAW	4-3 L	58-53	-10.5 (2nd)	Bowden (3-2)	Smith (0-3)		8,919	2:35
8/2	at PAW	4-3 L	58-54	-11.5 (T-2nd)	Rice (2-4)	Fisher (2-1)		10,555	2:51
8/4	at SWB	3-2 W	59-54	-11.5 (T-2nd)	Christiani (1-0)	Warren (6-5)	Smith (5)	3,314	2:26
8/5	at SWB	8-4 L	59-55	-12.5 (T-2nd)	Mitchell (9-8)	Wood (2-2)	Kontos (2)	7,406	2:38
8/7g1	at SWB	5-4 W(8)	60-55	-12.5 (T-2nd)	Fisher (3-1)	Whelan (1-2)	Smith (6)		2:36
8/7g2	at SWB	4-3 L	60-56	-13.5 (T-2nd)	Romero (1-0)	Gil (5-6)		4,682	2:14
8/8	vs. COL	11-3 L	60-57	-14.5 (3rd)	Huff (9-3)	Carroll (6-8)		6,985	2:55
8/9	vs. COL	5-2 W	61-57	-13.5 (T-2nd)	Maloney (4-1)	Martinez (7-6)	Smith (7)	9,075	2:36
8/10	at TOL	6-4 L	61-58	-13.5 (3rd)	Wilk (7-5)	Cochran (7-4)	Gonzalez (8)	9,749	2:35
8/11	at TOL	6-5 L(11)	61-59	-13.5 (3rd)	Gonzalez (4-3)	Johnson (5-2)		10,500	3:16
8/12	vs. IND	3-2 L	61-60	-15.0 (3rd)	Watson (3-3)	Volquez (2-1)	Wilson (1)	11,847	2:36
8/13	vs. IND	5-4 L	61-61	-16.0 (3rd)	Leroux (6-2)	Smith (0-4)	Moskos (2)	8,813	2:36
8/14	vs. IND	2-1 W	62-61	-15.5 (3rd)	Burton (2-0)	Wilson (9-8)		8,437	2:26
8/15	vs. IND	4-1 W	63-61	-15.0 (3rd)	Fisher (4-1)	Moskos (1-1)	Boxberger (2)	6,769	2:42
8/16	at IND	3-2 W	64-61	-15.0 (3rd)	Horst (1-4)	Leroux (6-3)	Boxberger (3)	7,041	2:43
8/17	at IND	8-4 W	65-61	-14.0 (T-2nd)	Volquez (3-1)	Burres (4-9)	Gil (6)	6,418	2:56
8/18	at IND	6-2 W	66-61	-14.0 (2nd)	Carroll (7-8)	Gallagher (5-12)		6,813	2:39
8/19	at IND	3-2 L(10)	66-62	-14.0 (T-2nd)	Wilson (10-8)	Christiani (1-1)		11,372	3:04
8/20	at TOL	12-1 W	67-62	-13.0 (2nd)	Maloney (5-1)	Feeney (0-1)		11,500	2:51
8/21	at TOL	9-2 L	67-63	-13.0 (T-2nd)	Turner (1-0)	Reineke (7-6)		10,300	2:32
8/22	vs. TOL	3-2 L	67-64	-13.0 (3rd)	Oliver (8-10)	Volquez (3-2)	Gonzalez (10)	6,472	2:33
8/23	vs. TOL	10-3 W	68-64	-13.0 (T-2nd)	Christiani (2-1)	Weber (5-10)		7,938	2:48
8/24	vs. LHV	6-5 L	68-65	-14.0 (T-2nd)	Bass (7-9)	Thompson (3-2)	De Fratus (5)	6,026	2:57
8/25	vs. LHV	6-5 W	69-65	-13.0 (T-2nd)	Maloney (6-1)	Bump (4-9)	Boxberger (4)	7,933	2:30
8/26	vs. LHV	7-4 W	70-65	-12.0 (T-2nd)	Reineke (8-6)	Bush (1-1)		9,408	3:11
8/27	vs. LHV	5-4 L	70-66	-13.0 (T-2nd)	Zagurski (4-0)	Christiani (2-2)	De Fratus (6)	11,984	2:58
8/28	at COL	8-5 L	70-67	-14.0 (3rd)	McAllister (11-3)	Wood (2-3)	Judy (23)	9,822	2:36
8/29	at COL	11-2 L	70-68	-15.0 (3rd)	Talbot (3-2)	Thompson (3-3)		10,100	2:47
8/30	vs. COL	2-1 W	71-68	-14.0 (3rd)	Maloney (7-1)	Martinez (8-8)	Boxberger (5)	8,699	2:14
8/31	vs. COL	12-4 L	71-69	-15.0 (3rd)	Putnam (6-3)	Reineke (8-7)		6,613	3:02
AUGUST TOTALS: 13-17, .258 avg, 4.36 era									
9/2	at IND	5-2 W	72-69	-15.0 (3rd)	Volquez (4-2)	Ascanio (2-3)	Boxberger (6)	12,006	2:47
9/3	at IND	8-7 L	72-70	-16.0 (3rd)	Heilman (2-0)	Christiani (2-3)	Moskos (3)	13,555	2:59
9/4	vs. IND	5-3 L	72-71	-16.0 (3rd)	Jackson (4-2)	Thompson (3-4)	Heilman (1)	10,615	3:01
9/5	vs. IND	5-2 W	73-71	-15.0 (3rd)	Reineke (9-7)	Locke (1-2)	Boxberger (7)	8,463	2:22
SEPTEMBER TOTALS: 2-2, .303 avg, 3.60 era									

2011 TRANSACTIONS

159 TOTAL TRANSACTIONS

1.	4/7/11	Delete	RHP Justin Lehr	7-Day DL (Right Elbow Surgery)
2.	4/7/11	Delete	LHP Phillippe Valiquette	7-Day DL (Left Back Muscle Strain)
3.	4/16/11	Add	RHP Johnny Cueto	ML Rehab (right tricep)
4.	4/17/11	Add	RHP Homer Bailey	ML Rehab (right shoulder)
5.	4/18/11	Delete	OF Jeremy Hermida	Contract Purchased by Cincinnati
6.	4/18/11	Add	IF Eric Eymann	Transferred from Carolina
7.	4/19/11	Add	RHP Justin Lehr	Reinstated from DL (Tommy John Surgery)
8.	4/19/11	Delete	RHP Justin Lehr	Transferred to Carolina
9.	4/23/11	Delete	RHP Carlos Fisher	Recalled by Cincinnati
10.	4/23/11	Add	LHP Matt Maloney	Optioned to Louisville
11.	4/24/11	Delete	IF Chris Valaika	Recalled by Cincinnati
12.	4/24/11	Add	OF Fred Lewis	ML Rehab (oblique)
13.	4/24/11	Add	IF Frank Pfister	Transferred from Billings
14.	4/27/11	Delete	RHP Matt Klinker	Transferred to Carolina
15.	4/28/11	Add	RHP Dallas Buck	Transferred from Carolina
16.	4/28/11	Add	RHP Jose Arredondo	ML Rehab (Tommy John surgery)

APRIL TOTALS: 16 TRANSACTIONS

17.	5/4/11	Delete	RHP Dallas Buck	Transferred to Carolina
18.	5/4/11	Delete	OF Fred Lewis	End of ML Rehab
19.	5/4/11	Add	OF Jeremy Hermida	Optioned to Louisville
20.	5/5/11	Delete	RHP Homer Bailey	End of ML Rehab
21.	5/5/11	Add	RHP Jordan Smith	Optioned from Cincinnati
22.	5/6/11	Delete	OF Dave Sappelt	7-Day DL (left oblique strain, retro to 5/4)
23.	5/8/11	Add	RHP Carlos Fisher	Optioned to Louisville
24.	5/8/11	Delete	RHP Johnny Cueto	End of ML Rehab
25.	5/9/11	Add	IF/OF Juan Francisco	ML Rehab (strained left calf)
26.	5/9/11	Delete	RHP Kyle McCulloch	Transferred to Carolina
27.	5/9/11	Add	OF Brent Clevlen	Signed by Cincinnati, assigned to Louisville
28.	5/10/11	Delete	OF Brian Barton	7-day DL (Left Hamstring Strain, retro to 5/8)
29.	5/10/11	Delete	RHP Jose Arredondo	Ends ML Rehab
30.	5/13/11	Add	IF Chris Valaika	Optioned to Louisville
31.	5/13/11	Delete	IF Frank Pfister	Transferred to Dayton
32.	5/16/11	Delete	RHP Jordan Smith	Recalled by Cincinnati
33.	5/16/11	Add	RHP Mike Leake	Optioned to Louisville
34.	5/17/11	Delete	IF Eric Eymann	Unconditionally Released
35.	5/17/11	Add	IF Juan Francisco	Optioned to Louisville
36.	5/22/11	Add	LHP Aroldis Chapman	ML Rehab (left shoulder inflammation)
37.	5/23/11	Add	RHP Jordan Smith	Optioned to Louisville
38.	5/23/11	Add	RHP Edinson Volquez	Optioned to Louisville
39.	5/23/11	Delete	LHP Matt Maloney	Recalled by Cincinnati
40.	5/23/11	Delete	IF/OF Todd Frazier	Recalled by Cincinnati
41.	5/23/11	Delete	LHP Dontrelle Willis	7-day DL (Left-thigh strain, retro to 5/22).
42.	5/23/11	Delete	LHP Daniel Ray Herrera	Designated for assignment
43.	5/23/11	Add	RHP Justin Lehr	Transferred from Carolina
44.	5/24/11	Add	RHP Steven Jackson	Signed by Cincinnati, assigned to Louisville
45.	5/25/11	Delete	RHP Carlos Fisher	Recalled by Cincinnati
46.	5/25/11	Add	IF/OF Todd Frazier	Optioned to Louisville
47.	5/26/11	Delete	RHP Mike Leake	Recalled by Cincinnati
48.	5/27/11	Delete	IF Zack Cozart	7-day DL (left ankle sprain)
49.	5/28/11	Delete	LHP Jeremy Horst	Contract selected by Cincinnati
50.	5/28/11	Add	RHP Matt Klinker	Transferred to Louisville from Carolina
51.	5/28/11	Add	RHP Chris Mobley	Acquired from Texas, assigned to Louisville
52.	5/28/11	Add	RHP Brandon Hynick	Transferred to Louisville from Carolina
53.	5/29/11	Delete	LHP Tom Cochran	Contract Selected by Cincinnati
54.	5/29/11	Add	OF Brian Barton	Activate from 7-Day DL (left hamstring strain)
55.	5/30/11	Delete	RHP Jordan Smith	7-Day DL (right-shoulder tendinitis)
56.	5/30/11	Delete	LHP Joe Krebs	Transferred to Carolina
57.	5/30/11	Add	RHP Daryl Thompson	Optioned from Cincinnati
58.	5/30/11	Add	RHP Nick Christiani	Transferred from Carolina
59.	5/31/11	Delete	RHP Chad Reineke	Contract selected by Cincinnati

MAY TOTALS: 43 TRANSACTIONS

60.	6/1/11	Add	IF Zack Cozart	Reinstated from the 7-day DL (left ankle sprain)
61.	6/2/11	Delete	OF Brian Barton	Unconditionally Released
62.	6/2/11	Add	LHP Tom Cochran	Cleared waivers, assigned to Louisville
63.	6/6/11	Add	LHP Dontrelle Willis	Activate from 7-Day DL (Left-thigh strain)
64.	6/6/11	Delete	RHP Daryl Thompson	Recalled by Cincinnati
65.	6/6/11	Delete	RHP Matt Klinker	Added to Temporary Inactive List
66.	6/6/11	Add	RHP Pat Doyle	Transferred to Louisville from Dayton

2011 TRANSACTIONS

67.	6/7/11	Delete	RHP Pat Doyle	Transferred to Dayton from Louisville
68.	6/7/11	Add	RHP Daryl Thompson	Optioned from Cincinnati
69.	6/7/11	Delete	RHP Edinson Volquez	Recalled by Cincinnati
70.	6/7/11	Delete	LHP Aroldis Chapman	ML Rehab transferred to Carolina
71.	6/9/11	Add	RHP Chad Reineke	Optioned from Cincinnati
72.	6/9/11	Delete	RHP Matt Klinker	Transferred to Carolina
73.	6/9/11	Add	RHP Sam LeCure	ML Rehab (forearm)
74.	6/10/11	Add	OF Dave Sappelt	Activate from 7-Day DL (left oblique strain)
75.	6/10/11	Delete	OF Brent Clevlen	Unconditionally Released
76.	6/11/11	Add	RHP Homer Bailey	ML Rehab (right shoulder)
77.	6/21/11	Add	LHP Aroldis Chapman	ML Rehab (left-shoulder inflammation)
78.	6/21/11	Delete	LHP Aroldis Chapman	End of ML Rehab
79.	6/22/11	Add	LHP Travis Wood	Optioned from Cincinnati
80.	6/22/11	Delete	RHP Sam LeCure	End of ML Rehab
81.	6/22/11	Delete	RHP Chad Reineke	Recalled by Cincinnati (told not to report)
82.	6/22/11	Add	RHP Chad Reineke	Outrighted to Louisville
83.	6/23/11	Add	LHP Jeremy Horst	Optioned from Cincinnati
84.	6/23/11	Delete	RHP Chris Mobley	Transferred to Carolina
85.	6/24/11	Delete	RHP Steven Jackson	Outrighted to Pittsburgh/Indianapolis for PTBNL
86.	6/26/11	Delete	RHP Homer Bailey	End of ML Rehab
87.	6/28/11	Add	RHP Carlos Fisher	Optioned from Cincinnati
88.	6/28/11	Add	RHP Brad Boxberger	Transferred to Louisville from Carolina
89.	6/28/11	Delete	RHP Brandon Hynick	Transferred to Carolina from Louisville
90.	6/28/11	Delete	RHP Justin Lehr	7-Day DL (lower back strain)

JUNE TOTALS: 31 TRANSACTIONS

91.	7/6/11	Delete	IF Juan Francisco	7-Day DL (Right Knee Meniscus Tear, retro to 7/4)
92.	7/6/11	Add	IF Mike Costanzo	Transferred to Louisville from Carolina
93.	7/7/11	Delete	RHP Carlos Fisher	Recalled by Cincinnati
94.	7/7/11	Delete	IF Zack Cozart	Recalled by Cincinnati
95.	7/7/11	Add	IF Paul Janish	Optioned from Cincinnati
96.	7/7/11	Add	RHP Edinson Volquez	Optioned from Cincinnati
97.	7/9/11	Add	C Jordan Wideman	Transferred from AZL Reds
98.	7/9/11	Delete	C Devin Mesoraco	Placed on T.I. (Future's Game)
99.	7/9/11	Delete	OF Yonder Alonso	Placed on T.I. (Future's Game)
100.	7/10/11	Add	RHP Carlos Fisher	Optioned from Cincinnati
101.	7/10/11	Delete	LHP Dontrelle Willis	Contract selected by Cincinnati
102.	7/13/11	Add	C Devin Mesoraco	reinstated from T.I. (Future's Game)
103.	7/13/11	Add	OF Yonder Alonso	reinstated from T.I. (Future's Game)
104.	7/13/11	Delete	C Jordan Wideman	Transferred to Bakersfield from Louisville
105.	7/13/11	Delete	RHP David Johnson	Transferred to Carolina from Louisville
106.	7/14/11	Add	RHP Jordan Smith	Activate from 7-day DL (right shoulder tendinitis)
107.	7/14/11	Delete	RHP Justin Lehr	7-Day DL (lower back strain, retro to 7/12)
108.	7/15/11	Delete	LHP Jeremy Horst	Recalled by Cincinnati
109.	7/15/11	Add	RHP David Johnson	Transferred to Louisville from Carolina
110.	7/19/11	Add	LHP Matt Maloney	Transferred to Louisville from AZL Reds (ML Rehab)
111.	7/22/11	Delete	IF Todd Frazier	Recalled by Cincinnati
112.	7/22/11	Add	LHP Jeremy Horst	Optioned from Cincinnati
113.	7/22/11	Delete	RHP Chad Reineke	7-Day DL (right shoulder tendinitis)
114.	7/23/11	Add	OF Denis Phipps	Transferred to Louisville from Carolina
115.	7/24/11	Delete	IF Paul Janish	Recalled by Cincinnati
116.	7/25/11	Add	IF Jose Castro	Transferred to Louisville from Carolina
117.	7/26/11	Delete	OF Yonder Alonso	Recalled by Cincinnati
118.	7/28/11	Add	OF Felix Perez	Transferred to Louisville from Carolina
119.	7/29/11	Add	RHP Jared Burton	ML Rehab
120.	7/31/11	Delete	RHP Justin Lehr	Activated from 7-Day DL and transferred to Carolina

JULY TOTALS: 30 TRANSACTIONS

121.	8/5/11	Delete	IF Mike Costanzo	Transferred to Carolina from Louisville
122.	8/5/11	Add	IF Juan Francisco	Activated from 7-day DL
123.	8/7/11	Delete	OF Dave Sappelt	Contract selected by Cincinnati
124.	8/7/11	Add	OF David Cook	Transferred to Louisville from Carolina
125.	8/9/11	Delete	LHP Travis Wood	Recalled by Cincinnati
126.	8/11/11	Add	RHP Chad Reineke	Activated from 7-Day DL (right shoulder tendinitis)
127.	8/12/11	Add	IF Mike Costanzo	Transferred to Louisville from Carolina
128.	8/18/11	Delete	RHP David Johnson	Traded to Toronto for a PTBNL and Cash
129.	8/18/11	Add	LHP Matt Maloney	Reinstated from DL, Opt to Louisville from Cin
130.	8/18/11	Delete	RHP Jared Burton	End of ML Rehab
131.	8/22/11	Delete	LHP Tom Cochran	7-Day DL (back strain, retro to 8/21)
132.	8/22/11	Add	RHP Jared Burton	Optioned from Cincinnati
133.	8/23/11	Delete	C Corky Miller	7-Day DL (sprained thumb, retro to 8/22)
134.	8/23/11	Add	C James Skelton	Transferred to Louisville from Carolina

2011 TRANSACTIONS

135.	8/26/11	Add	LHP Travis Wood	Optioned from Cincinnati
136.	8/27/11	Delete	RHP Scott Carroll	7-Day DL (left oblique strain, retro to 8/25)
137.	8/27/11	Add	OF Chris Heisey	ML Rehab
138.	8/28/11	Add	LHP Tom Cochran	Activated from 7-Day DL (back strain)
139.	8/28/11	Delete	OF Michael Griffin	Placed on Temporarily Inactive List
140.	8/31/11	Add	OF Michael Griffin	Activated from TI List
141.	8/31/11	Delete	OF Jeremy Herida	Claimed off waivers by San Diego

AUGUST TOTALS: 21 TRANSACTIONS

142.	9/1/11	Add	IF Neftali Soto	Transferred to Louisville from Carolina
143.	9/1/11	Add	C Yasmani Grandal	Transferred to Louisville from Carolina
144.	9/1/11	Add	RHP Brandon Hynick	Transferred to Louisville from Carolina
145.	9/1/11	Add	LHP Travis Webb	Transferred to Louisville from Carolina
146.	9/1/11	Add	OF Fred Lewis	Outrighted to Louisville
147.	9/1/11	Add	LHP Clayton Tanner	Signed by Louisville
148.	9/1/11	Add	OF Quintin Berry	Transferred to Louisville from Carolina
149.	9/1/11	Delete	LHP Matt Maloney	Recalled by Cincinnati
150.	9/1/11	Delete	RHP Carlos Fisher	Recalled by Cincinnati
151.	9/1/11	Delete	LHP Matt Maloney	Recalled by Cincinnati
152.	9/1/11	Delete	IF Juan Francisco	Recalled by Cincinnati
153.	9/1/11	Delete	IF Chris Valaika	Recalled by Cincinnati
154.	9/1/11	Delete	C Devin Mesoraco	Contract selected by Cincinnati
155.	9/1/11	Delete	LHP Jeremy Horst	Recalled by Cincinnati
156.	9/1/11	Delete	OF Chris Heisey	End of ML Rehab
157.	9/1/11	Delete	RHP Jared Burton	Recalled by Cincinnati
158.	9/3/11	Delete	RHP Edinson Volquez	Recalled by Cincinnati
159.	9/4/11	Delete	LHP Travis Wood	Recalled by Cincinnati

SEPTEMBER TOTALS: 18 TRANSACTIONS

2011 HIGHS & LOWS

TEAM BATTING

MOST RUNS (GAME)	15	5/13 vs. BUF
MOST RUNS (GAME), OPP	19	4/21 at COL
MOST RUNS (INNING)	7 (2x)	1st, 5/13 vs. BUF, 2nd 7/29 vs. ROC
MOST RUNS (INNING), OPP	8	1st, 8/29 at COL
MOST HITS (GAME)	19	5/17 at DUR
MOST HITS (GAME), OPP	17 (2x)	4/21 at COL, 5/9 at ROC
MOST HOME RUNS (GAME)	4 (2x)	8/17 at IND, 8/23 vs. TOL
MOST HOME RUNS (GAME), OPP	4	4/21 at COL
MOST STOLEN BASES (GAME)	2 (11x)	
MOST STOLEN BASES (GAME), OPP	5	5/19 at DUR
MOST CS (GAME)	2 (2x)	4/29 vs. DUR, 7/14 at CHA
MOST CS (GAME), OPP	2 (3x)	
MOST LOB (GAME)	16	5/9 at ROC
MOST LOB (GAME), OPP	14	5/9 at ROC

2011 HIGHS & LOWS

INDIVIDUAL BATTING

MOST HITS (GAME)	5 (3x)	Zack Cozart (4/30 vs. NOR) Devin Mesoraco (5/17 at DUR) Dave Sappelt (6/14 at LHV)
MOST HITS (GAME), OPP	4 (11x)	
MOST RUNS (GAME)	3 (7x)	
MOST RUNS (GAME), OPP	5	Chad Huffman (4/21 at COL)
MOST DOUBLES (GAME)	4	Zack Cozart (4/30 vs. NOR)
MOST DOUBLES (GAME), OPP	3 (3x)	
MOST TRIPLES (GAME)	1	
MOST TRIPLES (GAME), OPP	1	
MOST HOME RUNS (GAME)	2 (5x)	Todd Frazier (5/8 at BUF) Brent Clevlen (6/4 vs. COL) Juan Francisco (6/21 vs. PAW) Jeremy Hermida (8/2 at PAW) Devin Mesoraco (8/23 vs. TOL)
MOST HOME RUNS (GAME), OPP	3	Chad Huffman (4/21 at COL)
MOST RBI (GAME)	5 (6x)	Devin Mesoraco (4/13 at IND, 6/3 vs. COL, 8/23 vs. TOL) Todd Frazier (4/23 at TOL) Danny Dorn (6/5 at COL) Juan Francisco (8/20 at TOL)
MOST RBI (GAME), OPP	10	Chad Huffman (4/21 at COL)
MOST STOLEN BASES (GAME)	2 (3x)	Brian Barton (4/10 vs. TOL) Todd Frazier (5/9 at ROC) Quintin Berry (9/3 at IND)
MOST STOLEN BASES (GAME), OPP	4	Justin Ruggiano (5/19 at DUR)

TEAM PITCHING

MOST STRIKEOUTS (GAME)	15 (2x)	5/9 at ROC, 9/2 at IND
MOST STRIKEOUTS (GAME), OPP	18	6/11 at LHV
MOST WALKS (GAME)	10	4/21 at COL
MOST WALKS (GAME), OPP	8	4/26 vs. DUR
FEWEST HITS ALLOW (9 INN)	2	8/30 vs. COL
FEWEST HITS ALLOW (9 INN), OPP	3 (2x)	7/9 at IND, 8/14 vs. IND
FEWEST HITS ALLOW (7 INN)	5 (2x)	4/12g1 vs. COL, 6/6g1 at COL
FEWEST HITS ALLOW (7 INN), OPP:	4 (2x)	5/3g2 vs. NOR, 8/7g2 at SWB

INDIVIDUAL PITCHING

MOST STRIKEOUTS (GAME)	12	Edinson Volquez (9/2 at IND)
MOST STRIKEOUTS (GAME), OPP	9 (6x)	
MOST WALKS (GAME)	8	Travis Wood (7/30 at PAW)
MOST WALKS (GAME), OPP:	7	Alexander Torres (4/26 vs. DUR)
LONGEST WINNING STREAK	5	Tom Cochran (4/12-5/13) Matt Maloney (7/24-pres)
LONGEST LOSING STREAK	6	Scott Carroll (6/28-8/8)
LONGEST OUTING	9.0	Edinson Volquez (7/22 vs. CHA)

2011 BATS MULTI-HIT GAMES

PLAYER	MULTI	3H	4H	5H	MOST RBI	LONG STK
Alonso	29	6	0	0	3 (5/11,6/2,7/20)	15 (5/29-6/11)
Barton	1	0	0	0	2 (4/17)	1
Berry	0	0	0	0	0	1
Castro	6	1	0	0	2 (9/2)	5 (7/29-8/9)
Clevlen	5	1	0	0	4 (6/4)	4 (3x)
Cook	1	0	0	0	1 (8/27)	3 (8/8-8/10)
Costanzo	6	1	0	0	2 (7x)	5 (2x)
Cozart	30	9	1	1	3 (3x)	17 (5/19-6/11)
Dorn	28	2	1	0	5 (6/5)	12 (5/11-5/31)
Francisco	29	5	1	0	5 (8/20)	19 (8/25/10-5/28/11)
Frazier	25	4	0	0	5 (4/23)	11 (5/3g2-5/14)
Grandal	2	0	0	0	1 (2x)	4 (9/2-pres)
Griffin	5	1	0	0	2 (2x)	7 (5/3g1-5/9)
Heisey	0	0	0	0	1 (8/29)	1 (8/29)
Hermida	36	7	2	0	3 (5x)	11 (8/19-pres)
Janish	3	0	1	0	2 (7/20)	2 (7/19-7/21)
Mesoraco	30	6	2	1	5 (3x)	7 (5/23-6/1)
Miller	5	1	0	0	3 (2x)	5 (7/20-8/7g2)
Negron	18	4	0	0	4 (5/13)	5 (7/19-7/23)
Sappelt	22	6	1	1	2 (5x)	9 (7/15-7/23)
Skelton	0	0	0	0	1 (8/26)	
Soto	3	0	0	0	2 (9/5)	4 (9/2-pres)
Perez	2	0	0	0	1 (7/29)	3 (7/29-7/31)
Pfister	0	0	0	0	0	1 (5/5)
Phipps	21	7	0	0	2 (6x)	8 (7/25-8/1)
Valaika	30	6	0	0	3 (2x)	8 (8/23-pres)

2011 BATS CATCHER'S BOX

	CS-ATT	PCT	PB	IC	ER	ERA	REC
Grandal	0-2	.000	0	35.0	14	3.60	2-2
Mesoraco	28-108	.259	9	866.1	385	4.00	52-44
Miller	14-48	.292	2	360.2	156	3.89	18-24
Skelton	0-3	.000	2	18.0	15	7.50	1-1
TOTALS	42-161	.261	13	1,280.0	570	4.01	73-71

2011 SEASON



Infielder Juan Francisco's 19-game hitting streak that stretched from 2010 to 5/28/11 was the longest for the Bats in 2011.

2011 BATS LINEUPS

BATTING ORDER

- 1 Cozart 45, Sappelt 44, Negron 26, Lewis 8, Valaika 7, Heisey 4, Berry 4, Perez 2, Alonso 2, Castro 2
- 2 Valaika 40, Cozart 31, Alonso 27, Sappelt 22, Negron 6, Janish 5, Phipps 4, Costanzo 4, Perez 3, Griffin 1, Cook 1
- 3 Francisco 55, Alonso 48, Hermida 20, Phipps 11, Sappelt 7, Dorn 2, Valaika 1
- 4 Mesoraco 48, Frazier 44, Phipps 25, Hermida 13, Alonso 6, Dorn 4, Francisco 2, Soto 2, Valaika 1
- 5 Hermida 71, Mesoraco 24, Dorn 18, Francisco 12, Frazier 6, Miller 5, Soto 2, Valaika 2, Alonso 2, Costanzo 1
- 6 Mesoraco 45, Dorn 36, Frazier 19, Valaika 10, Miller 7, Alonso 6, Francisco 5, Costanzo 5, Griffin, 4, Grandal 4, Clevlen 2, Negron 1
- 7 Dorn 49, Valaika 24, Costanzo 20, Miller 13, Frazier 12, Negron 9, Clevlen 6, Griffin 4, Barton 3, Cook 1, Eymann 1, Sappelt 1, Skelton 1
- 8 Negron 26, Valaika 20, Griffin 21, Miller 15, Costanzo 12, Clevlen 11, Cook 10, Dorn 9, Castro 6, Janish 5, Eymann 4, Barton 3, Perez 1, Skelton 1
- 9 Pitcher 54, Negron 41, Griffin 10, Castro 9, Miller 8, Barton 4, Eymann 4, Clevlen 4, Perez 3, Valaika 3, Janish 2, Cook 2

STARTS BY POSITION

- C** Mesoraco 96, Miller 42, Grandal 4, Skelton 2
- 1B** Dorn 83, Alonso 19, Frazier 17, Costanzo 13, Eymann 7, Soto 4, Miller 1
- 2B** Valaika 85, Negron 31, Castro 17, Griffin 10, Frazier 2
- 3B** Francisco 62, Frazier 35, Costanzo 27, Valaika 10, Griffin 5, Eymann 2, Negron 1
- SS** Cozart 75, Negron 45, Janish 12, Valaika 12
- LF** Alonso 62, Frazier 15, Dorn 15, Sappelt 13, Cook 10, Griffin 7, Hermida 7, Phipps 4, Negron 3, Perez 3, Barton 2, Heisey 2, Lewis 1
- CF** Sappelt 59, Phipps 28, Clevlen 23, Negron 23, Berry 4, Griffin 3, Lewis 1, Barton 1, Perez 1, Heisey 1
- RF** Hermida 89, Griffin 15, Dorn 15, Negron 5, Barton 5, Lewis 4, Phipps 4, Perez 3, Cook 2, Francisco 1
- DH** Mesoraco 21, Frazier 12, Alonso 10, Francisco 9, Hermida 8, Dorn 5, Miller 5, Phipps 4, Valaika 2, Barton 2, Lewis 2, Sappelt 2, Perez 2, Costanzo 2, Negron 1, Cozart 1, Cook 1, Heisey 1



winning lineup

Rapturous Real Fruit Smoothies. Fabulous Frappés.
Marvelous Mochas. Fantastic Frozen Strawberry Lemonade.
After the ball game, just say "take me out to Mickey D's" for
a cool, refreshing treat that'll have you saying, "I'm lovin' it."



2011 TEAM MISCELLANEOUS

TWO HOME RUN GAMES (5)	Todd Frazier (5/8 at BUF-solo, 2-run) Brent Clevlen (6/4 vs. COL-2-run, solo) Juan Francisco (6/21 vs. PAW-solo, solo) Jeremy Hermida (8/2 at PAW-solo, solo) Devin Mesoraco (8/23 vs. TOL-solo, 2-run)
BACK-TO-BACK HOME RUNS (3)	Yonder Alonso/Todd Frazier (6/24 at TOL) Juan Francisco/Danny Dorn (6/25 at TOL) Devin Mesoraco/Danny Dorn (8/23 vs. TOL)
LEAD-OFF HOME RUNS (5)	Zack Cozart (5/22 at NOR, 6/3 vs. COL, 6/6g2 at COL, 6/16 vs. TOL) Kristopher Negrón (8/25 vs. LHV)
GRAND SLAMS (1)	Danny Dorn (6/5 at COL)
INSIDE-THE-PARK HOME RUNS (1)	Kristopher Negrón (8/10 at TOL)
WALK-OFF WINS (8)	Devin Mesoraco (4/12g2 vs. COL, solo HR) Brian Barton (4/17 vs. IND, 2-run HR) Brent Clevlen (6/4 vs. COL, solo HR) Dave Sappelt (6/18 vs. TOL, single) Todd Frazier (7/4 vs. COL, fielder's choice) Todd Frazier (7/6 vs. COL, sac fly) Danny Dorn (7/24 vs. CHA, double) Mike Costanzo (8/14 vs. IND, single)
COMPLETE GAMES (1)	Edinson Volquez (7/22 vs. CHA)
SHUTOUTS (4)	Willis, Johnson, Gil (4/15 at IND) Bailey, Horst, Reineke (4/24 at TOL) Maloney, Herrera, Johnson (5/8 at BUF) Willis, Gil, Christiani (6/6g1 at COL)
IL BATTER OF THE WEEK	Juan Francisco (8/15-8/22)
IL PITCHER OF THE WEEK	None

2011 OPENING DAY ROSTER

PITCHERS (12)

Scott Carroll
 Tom Cochran
Carlos Fisher
 Jerry Gil
Daniel Ray Herrera
Jeremy Horst
Justin Lehr
David Johnson
Matt Klinker
Joe Krebs
Kyle McCulloch
 Chad Reineke
Dontrelle Willis
Phillippe Valiquette

CATCHERS (2)

Devin Mesoraco
Corky Miller

INFIELDERS (6)

Zack Cozart
 Danny Dorn
Todd Frazier
 Michael Griffin
 Kristopher Negrón
Chris Valaika

OUTFIELDERS (4)

Yonder Alonso
Brian Barton
Jeremy Hermida
Dave Sappelt

Bold - Player with Cincinnati at the end of the 2011 season

Italics - Player not on active Bats roster at the end of the 2011 season

OPENING DAY STARTING LINEUPS

APRIL 7, 2011 AT LOUISVILLE SLUGGER FIELD

TOLEDO

1. Sizemore	2B
2. Perez	LF
3. Dirks	RF
4. Strieby	1B
5. Thorman	DH
6. Worth	3B
7. Thomas	CF
8. Iorg	SS
9. Murrian	C
Oliver	P

LOUISVILLE

1. Sappelt	CF
2. Cozart	SS
3. Alonso	LF
4. Frazier	3B
5. Hermida	RF
6. Mesoraco	C
7. Valaika	2B
8. Dorn	1B
9. Negrón	DH
Carroll	P

IL / HISTORY



Jay Bruce, who spent parts of the 2007, 2008 and 2009 seasons in Louisville was selected as a National League All-Star in 2011 with the Reds.

INTERNATIONAL LEAGUE

55 South High Street
Suite 202
Dublin, Ohio 43017

PHONE: 614.791.9300
FAX: 614.791.9009
www.ilbaseball.com



PRESIDENT/TREASURER	Randy A. Mobley
VICE PRESIDENTS	Dave Rosenfield Anthony "Tex" Simone
ASST. TO THE PRESIDENT	Chris Sprague
CORPORATE SECRETARY	Max Schumacher
OFFICE MANAGER	Gretchen Addison
DIRECTORS	North Johnson (Gwinnett) Don Beaver (Charlotte) Joe Finley (Lehigh Valley) George Habel (Durham) Joe Napoli (Toledo) Bob Rich, Jr. (Buffalo) Dave Rosenfield (Norfolk) James Timlin (Scranton/WB) Ken Schnacke (Columbus) Max Schumacher (Indianapolis) Naomi Silver (Rochester) John Simone (Syracuse) Mike Tamburro (Pawtucket) Gary Ulmer (Louisville)
2012 SCHEDULE	Opening Date: April 5 Closing Date: Sept 3 Number of Games: 144
ALL-STAR GAME	July 11 at Buffalo
ROSTER LIMIT	25
STATISTICIAN	MLB Advanced Media 212.485.3743

2011 IL FINAL STANDINGS

TEAM	AFFILIATE	W	L	PCT.	GB
Columbus	Indians	88	56	.611	-
Pawtucket	Red Sox	81	61	.570	6.0
Durham	Rays	80	62	.563	7.0
Lehigh Valley	Phillies	80	64	.556	8.0
Gwinnett	Braves	78	65	.545	9.5
Indianapolis	Pirates	76	68	.528	12.0
Scranton/WB	Yankees	73	69	.514	14.0
Louisville	Reds	73	71	.507	15.0
Charlotte	White Sox	69	74	.483	18.5
Syracuse	Nationals	66	74	.471	20.0
Toledo	Tigers	67	77	.465	21.0
Buffalo	Mets	61	82	.427	26.5
Norfolk	Orioles	56	87	.392	31.5
Rochester	Twins	53	91	.368	35.0

2011 IL DIVISION STANDINGS

NORTH	W	L	PCT.	GB
# Pawtucket	81	61	.570	-
\$ Lehigh Valley	80	64	.556	2.0
Scranton/WB	73	69	.514	8.0
Syracuse	66	74	.471	14.0
Buffalo	61	82	.427	20.5
Rochester	53	91	.368	29.0



SOUTH	W	L	PCT.	GB
# Durham	80	62	.563	-
Gwinnett	78	65	.545	2.5
Charlotte	69	74	.483	11.5
Norfolk	56	87	.392	24.5



WEST	W	L	PCT.	GB
# Columbus	88	56	.611	-
Indianapolis	76	68	.528	12.0
Louisville	73	71	.507	15.0
Toledo	67	77	.465	21.0



DIVISION WINNER
\$ WILD CARD WINNER

GOVERNORS' CUP SEMIFINALS

Columbus def. Durham 3-0, Lehigh Valley def. Pawtucket 3-0

GOVERNORS' CUP CHAMPIONSHIP

Columbus def. Lehigh Valley 3-1

AAA NATIONAL CHAMPIONSHIP GAME (Albuquerque, NM)

Columbus def. Omaha 8-3

2011 POSTSEASON ALL-STARS

POSITION	PLAYER	TEAM
Catcher	Devin Mesoraco	Louisville
First Base	Matt Hague	Indianapolis
Second Base	Jason Kipnis	Columbus
Third Base	Russ Canzler	Durham
Shortstop	Zack Cozart	Louisville
Outfield	Stefan Gartrell	Gwinnett
Outfield	Alex Presley	Indianapolis
Outfield	Dayan Viciedo	Charlotte
Designated Hitter	Jorge Vazquez	Scranton/WB
Utility Player	Luis Valbuena	Columbus
Starting Pitcher	Julio Teheran	Gwinnett
Relief Pitcher	Tim Wood	Indianapolis
Most Valuable Player	Russ Canzler	Durham
Most Valuable Pitcher	Julio Teheran	Gwinnett
Rookie of the Year	Julio Teheran	Gwinnett
Manager of the Year	Mike Sarbaugh	Columbus

2011 IL LEAGUE LEADERS

BATTING TOP 10 (MINIMUM 2.7 PA/TEAM GAME)

PLAYER	CLUB	AVG	G	AB	R	H	HR	RBI
Alejandro De Aza	CHA	.322	99	385	64	124	9	37
Jeremy Hermida	LOU	.319	105	395	67	126	17	55
Aaron Bates	ROC	.316	106	358	57	113	7	37
Russ Canzler	DUR	.314	131	474	78	149	18	83
Brandon Guyer	DUR	.312	107	388	78	121	14	61
Matt Hague	IND	.309	141	534	70	165	12	75
John Bowker	IND	.306	106	421	56	129	15	76
Will Rhymes	TOL	.306	104	405	57	124	3	24
Timo Perez	TOL	.304	122	473	43	144	6	50
Mauro Gomez	GWN	.304	135	506	76	154	24	90

HOME RUNS		RBI		STOLEN BASES	
J. Vazquez	SWB 32	S. Gartrell	GWN 94	R. Thompson	LHV 48
S. Gartrell	GWN 26	J. Vazquez	SWB 93	E. Carrera	COL 35
M. Gomez	GWN 24	V. Pascucci	BUF 91	M. Angle	NOR 27
J. Head	COL 24	M. Gomez	GWN 90	L. Milledge	CHA 27
B. Moss	LHV 23	R. Canzler	DUR 83	K. Hudson	NOR 26

EXTRA BASE HITS		RUNS		HITS	
R. Canzler	DUR 62	R. Thompson	LHV 81	M. Hague	IND 165
M. Gomez	GWN 60	R. Canzler	DUR 78	M. Gomez	GWN 154
S. Gartrell	GWN 58	B. Guyer	DUR 78	R. Canzler	DUR 149
B. Moss	LHV 55	M. Gomez	GWN 76	C. Marrero	SYR 145
2 others tied at 53.		J. Gallagher	CHA 72	T. Perez	TOL 144

2011 IL LEAGUE LEADERS

SLUGGING PCT.		ON BASE PCT.		STRIKEOUTS	
R. Canzler	DUR .530	A. Bates	ROC .408	R. Strieby	TOL 171
J. Head	COL .526	R. Canzler	DUR .401	J. Vazquez	SWB 166
J. Hermida	LOU .524	J. Hermida	LOU .400	J. Danks	CHA 155
M. Gomez	GWN .522	B. Guyer	DUR .384	V. Pascucci	BUF 149
B. Guyer	DUR .521	D. Johnson	DUR .382	B. Hicks	GWN 137

DOUBLES		TRIPLES		BASE ON BALLS	
R. Canzler	DUR 40	G. Hernandez	IND 9	L. Anderson	PAW 80
J. Gallagher	CHA 39	J. Kipnis	COL 9	V. Pascucci	BUF 76
M. Hague	IND 37	R. Thompson	LHV 8	D. Nava	PAW 70
D. Mesoraco	LOU 36	G. Golson	SWB 7	C. Huffman	COL 67
M. Gomez	GWN 34	5 others tied at 6.		R. Canzler	DUR 67

PITCHING TOP 10 (MINIMUM 0.8 IP/TEAM GAME)

PLAYER	CLUB	W-L	ERA	IP	H	BB	SO
Jeanmar Gomez	COL	10-7	2.55	137.2	123	49	107
Julio Teheran	GWN	15-3	2.55	144.2	123	48	122
Todd Redmond	GWN	10-8	2.92	169.2	152	47	142
Alexander Torres	DUR	9-7	3.08	146.1	134	83	156
D.J. Mitchell	SWB	13-9	3.18	161.1	155	63	112
Tom Milone	SYR	12-6	3.22	148.1	137	16	155
Zach McAllister	COL	12-3	3.32	154.2	155	31	128
Tony Pena	PAW	9-6	3.56	116.1	127	36	65
Kyle Weiland	PAW	8-10	3.58	128.1	108	55	126
Adam Warren	SWB	6-8	3.60	152.1	145	53	111

WINS		SAVES		INNINGS PITCHED	
J. Teheran	GWN 15	J. Asencio	GWN 26	T. Redmond	GWN 169.2
D. Mitchell	SWB 13	J. Judy	COL 23	D. Mitchell	SWB 161.1
Z. McAllister	COL 12	K. Whelan	SWB 23	B. Bass	LHV 158.1
T. Milone	SYR 12	T. Wood	IND 23	Z. McAllister	COL 154.2
6 others tied at 10.		2 others tied at 21.		R. VandenHurk	NOR 154.1

STRIKEOUTS		WALKS		WHIP	
A. Torres	DUR 156	A. Torres	DUR 83	T. Milone	SYR 1.03
T. Milone	SYR 155	A. Oliver	TOL 80	T. Redmond	GWN 1.17
C. Kluber	COL 143	A. Brackman	SWB 75	R. VandenHurk	NOR 1.17
A. Oliver	TOL 143	C. Kluber	COL 70	J. Teheran	GWN 1.18
T. Redmond	GWN 142	J. Wilson	IND 67	Z. McAllister	COL 1.20

LOSSES		GAMES		COMPLETE GAMES	
S. Diamond	ROC 14	J. Thomas	IND 63	Z. McAllister	COL 3
E. Hacker	ROC 14	K. Waldrop	ROC 56	D. Mitchell	SWB 3
A. Baldwin	ROC 13	J. Gil	LOU 54	5 others tied at 2.	
R. VandenHurk	NOR 13	D. Thayer	BUF 54		
2 others tied at 12.		4 others tied at 52.			

IL YEAR-BY-YEAR CHAMPIONS

YEAR	TEAM	MANAGER	YEAR	TEAM	MANAGER
1933	Buffalo	Ray Schalk	1972	Tidewater	Hank Bauer
1934	Toronto	Ike Boone	1973	Pawtucket	Darrell Johnson
1935	Syracuse	Nemo Leibold	1974	Rochester	Joe Altobelli
1936	Buffalo	Ray Schalk	1975	Tidewater	Joe Frazier
1937	Newark	Oscar Vitt	1976	Syracuse	Bobby Cox
1938	Newark	Johnny Neun	1977	Charleston	Jim Beauchamp
1939	Rochester	Billy Southworth	1978	Richmond	Tommy Aaron
1940	Newark	Johnny Neun	1979	Columbus	Gene Michael
1941	Montreal	Clyde Sukeforth	1980	Columbus	Joe Altobelli
1942	Syracuse	Jewel Ens	1981	Columbus	Frank Verdi
1943	Syracuse	Jewel Ens	1982	Tidewater	Jack Aker
1944	Baltimore	Tommy Thomas	1983	Tidewater	Davey Johnson
1945	Newark	Bill Meyer	1984	Pawtucket	Tony Torchia
1946	Montreal	Clay Hopper	1985	Tidewater	Bob Schaefer
1947	Syracuse	Jewel Ens	1986	Richmond	Roy Majtyka
1948	Montreal	Clay Hopper	1987	Columbus	Bucky Dent
1949	Montreal	Clay Hopper	1988	Rochester	Johnny Oates
1950	Baltimore	Nick Cullop	1989	Richmond	Jim Beauchamp
1951	Montreal	Walter Alston	1990	Rochester	Greg Biagini
1952	Rochester	Harry Walker	1991	Columbus	Rick Down
1953	Montreal	Walter Alston	1992	Columbus	Rick Down
1954	Syracuse	Skeeter Mewsome	1993	Charlotte	Charlie Manuel
1955	Rochester	Fred Walker	1994	Richmond	Grady Little
1956	Rochester	Fred Walker	1995	Ottawa	Pete Mackanin
1957	Buffalo	Phil Cavarretta	1996	Columbus	Stump Merrill
1958	Montreal	Clay Bryant	1997	Rochester	Marv Foley
1959	Havana	Preston Gomez	1998	Buffalo	Jeff Datz
1960	Toronto	Mel McGaha	1999	Charlotte	Tom Spencer
1961	Buffalo	Kirby Farrell	2000	Indianapolis	Steve Smith
1962	Atlanta	Jose Schultz	2001	Louisville	Dave Miley
1963	Indianapolis	Rollie Hemsley	2002	Durham	Bill Evers
1964	Rochester	Darrell Johnson	2003	Durham	Bill Evers
1965	Toronto	Dick Williams	2004	Buffalo	Marty Brown
1966	Toronto	Dick Williams	2005	Toledo	Larry Parrish
1967	Toledo	Jack Tighe	2006	Toledo	Larry Parrish
1968	Jacksonville	Clyde McCullough	2007	Richmond	Dave Brundage
1969	Syracuse	Frank Verdi	2008	Scranton/WB	Dave Miley
1970	Syracuse	Frank Verdi	2009	Durham	Charlie Montoyo
1971	Rochester	Joe Altobelli	2010	Columbus	Mike Sarbaugh
			2011	Columbus	Mike Sarbaugh

IL CHAMPIONSHIPS BY

TEAM	#	TEAM	#
Rochester	10	Toledo	3
Columbus	9	Pawtucket	2
Syracuse	8	Charlotte	2
Buffalo	6	Louisville	1
Norfolk	5	Indianapolis	1
Richmond	5	Ottawa	1
Durham	3	Scranton/WB	1

2012 IL PLAYOFFS

(BEST OF FIVE)		SEMIFINALS	GOVERNORS' CUP
		Sept. 5, 6	Sept. 11, 12
South @ West			@ North/WC
North @ WC			Sept. 13, 14, 15
		Sept. 7, 8, 9	@ West/South
West @ South			Triple-A NC
WC @ North			Sept. 18 @ D

2012 IL UMPIRES

UMPIRE	AGE	HT/WT	RESIDENCE	YEARS
Gerald Ascani	29	5-9/160	Metairie, LA	2
Sean Barber	26	5-6/190	Lakeland, FL	1
Craig Barron	31	5-10/215	Fayetteville, GA	3
Toby Basner	27	5-10/172	Snellville, GA	3
Seth Buckminster	30	6-4/210	Fort Worth, TX	1
Kelvin Bultron	34	5-10/210	Canovanas, PR	2
Jon Byrne	28	5-10/143	Thornlie, Aus	2
Vic Carapazza	32	6-0/170	Palm Harbor, FL	4
Travis Carlson	27	6-6/215	Lakeland, FL	1
John Conrad	35	6-0/195	Wallingford, CT	3
Chris Conroy	37	6-4/230	North Adams, MA	6
Mike Estabrook	35	6-0/185	Lambertville, NJ	8
Manny Gonzalez	32	6-0/210	Valencia-Carabobo, VZ	5
Jeff Gosney	28	5-11/185	Lakeland, FL	2
Adam Hamari	28	6-0/185	Marquette, MI	2
Anthony Johnson	30	5-9/160	McComb, MS	1
Will Little	28	5-11/170	Fall Branch, TN	1
Mark Lollo	30	5-11/205	New Lexington, OH	4
Ben May	30	6-0/200	Racine, WI	1
Brad Myers	32	5-10/190	Holland, OH	2
Alan Porter	34	5-10/200	Warminster, PA	5
David Rackley	30	5-10/175	Matthews, NC	5
Jon Sapphire	30	6-3/215	Centerville, OH	1
David Soucy	29	6-3/195	Bluffton, SC	1
Chris Ward	31	5-11/172	Ashland, KY	3
Chad Whitson	30	6-1/185	Dublin, OH	2

2012 IL UMPIRE CREWS

CREW #1

Toby Basner (CC)
 Adam Hamari
 Seth Buckminster

CREW #2

John Conrad (CC)
 Gerard Ascani
 Jon Sapphire

CREW #3

Craig Barron (CC)
 Jon Byrne
 Will Little

CREW #4

Mark Lollo (CC)
 Kelvin Bultron
 Sean Barber

CREW #5

Manny Gonzalez (CC)
 Chad Whitson
 David Soucy
 Ben May

CREW #6

David Rackley (CC)
 Brad Myers
 Travis Carlson

CREW #7

Chris Conroy (CC)
 Chris Ward
 Jeff Gosney

Anthony Johnson

ROVERS

Vic Carapazza
 Mike Estabrook
 Alan Porter

IL HALL OF FAME

NAME	YEAR	NAME	YEAR
Aaron, Tommie	2008	Mele, Albert "Dutch"	2009
Alexander, Dale	2008	Merkle, Fred	1953
Alston, Walter	2010	Merrill, Carl "Stump"	2009
Altobelli, Joe	2008	Meyer, Bill	1949
Arlett, Russell "Buzz"	2009	Mondor, Ben	2008
Balboni, Steve	2011	Morgan, Joe	2008
Barrett, Charles "Red"	2009	Moss, Howie	1960
Baylor, Don	2010	Murray, Bill	1952
Bentley, Jack	1958	Nelson, Glenn "Rocky"	1960
Berly, Jack	1955	Ogden, Jack	1952
Betzel, Christian "Bruno"	1957	O'Neill, Steve	1947
Boley, Joe	1954	Onslow, Ed	1951
Boggs, Wade	2011	Parnham, James "Rube"	1957
Boone, Ike	1957	Pennock, Herb	1948
Brown, Joe	1962	Petagine, Roberto	2009
Buford, Don	2008	Porter, Dick	1963
Carnegie, Ollie	1947	Powers, Pat	1961
Carswell, Frank	2010	Puccinelli, George	2008
Cazen, Walter	2009	Quellich, George	2008
Collins, James "Rip"	1951	Rice, Jim	2008
Cook, Gene	2008	Ripken Jr. Cal	2011
Cooper, Harold	2007	Ripple, Jimmy	1956
Crabtree, Estel	1953	Robinson, Jackie	1960
Demeter, Steve	2009	Rosenfield, Dave	2008
Derry, Russ	2008	Rudolph, Dick	1948
Dunn, Jack	1950	Ryba, Mike	2010
Earnshaw, George	1956	Sankey, Ben	1947
Easter, Luke	2008	Sauer, Hank	2008
Eiland, Dave	2012	Schoendienst, Red	2009
Ens, Jewel	1950	Seeds, Bob	2010
Evers, Bill	2012	Selkirk, George	1958
Garr, Ralph	2008	Shaughnessy, Frank	1947
Gilhooley, Sr., Frank	2008	Short, Bill	2009
Grich, Bobby	2010	Silver, Morrie	2008
Grove, Robert "Lefty"	2008	Simone, Anthony "Tex"	2008
Hamlin, Luke	1955	Sisler, Jr., George	2007
Hauser, Joe	2008	Smythe, William "Harry"	1959
Herrera, Frank "Pancho"	2008	Southworth, Billy	1947
Holly, Ed	1949	Stallings, George	1959
Hopper, Clay	2009	Stevens, Ed	2009
Howley, Dan	1950	Tamburro, Mike	2012
Hutchinson, Fred	1954	Thomas, Alphonse "Tommy"	1948
Jacobson, Merwin	1955	Tiefenauer, Bobby	2008
Keller, Charlie	1947	Toporcer, George	1949
Kelly, Bill	1954	Triplett, Coaker	2010
Kisinger, Charles "Rube"	2009	Tucker, Ollie	2008
Knight, Joe	2009	Verdi, Frank	2008
Lanigan, Ernest	1947	Walker, Fred "Dixie"	1947
Lasorda, Tommy	2008	Walker, Harry "The Hat"	2009
Maisel, Frederick "Fritz"	1959	Walsh, Jimmy	1958
Mamaux, Al	1951	Whitman, Hobart "Rabbit"	2008
Manley, William	1953	Wilson, Archie	2008
McCarthy, Joe	1956	Wiltse, George	1952
McGowan, Frank	1947		

2011 IL HOF INDUCTEES

DAVE EILAND - Dave Eiland pitched in over 180 games in the International League between 1988 and 2000 along the way compiling a record of 82-42 with a 3.44 ERA. This was intermingled with a Major League career in which he played 248 games with the Yankees, Padres, and Devil Rays over the same time span.

Eiland was the IL's Most Valuable Pitcher in 1990, leading the circuit in wins, complete games, and shutouts. He went on to become the League's most accomplished starting pitcher of the 1990's, leading the IL in wins, innings pitched, complete games, and strikeouts for the decade. He was a member of Governors' Cup champion clubs in 1991 and 1996 with Columbus, as well as 1993 with Charlotte.

Following his retirement, Eiland became a pitching coach in the Yankees organization. In 2007 he served in that role for the IL's Scranton/Wilkes-Barre Yankees, helping lead the club to a division title thanks to the League's 3rd-best ERA (3.64) that season.

BILL EVERS - Under Bill Evers' leadership, the Durham Bulls won five division titles and two Governors' Cup Championships between 1998 and 2005, never finishing lower than 2nd place in the IL South. He is the first manager in International League history to sweep back-to-back Governors' Cup finals (6-0 in 2002-2003). Evers posted a 25-13 (.658) record in the postseason.

For the decade from 2000-09, Evers led the International League with 16 playoff victories and was 3rd with 450 regular season victories. After eight seasons in Durham, Evers left the Bulls in 2006 to join the staff of the Tampa Bay Devil Rays. When he departed the Minor Leagues, he owned the second-most career victories (1,381) amongst active managers at the time.

MIKE TAMBURRO - Mike Tamburro came to Pawtucket in 1977 at the urging of team owner Ben Mondor (IL Hall of Fame, Class of 2008), who had recently acquired the troubled Boston affiliate that winter. Tamburro, who had previously been honored as "General Manager of the Year" with Elmira of the New York-Penn League in 1976, helped create an incredible turn-around as Pawtucket became one of the strongest and most successful franchises in professional baseball. Under Tamburro's leadership, the PawSox have gone from drawing 70,000 fans in 1977 to over 688,000 fans in the club-record setting season of 2005. One of his major achievements was spearheading a \$16 million renovation of McCoy Stadium for the 1999 season which included increased seating capacity, a new grandstand with entry tower, a new playing field, an expanded main concourse, a new video board and scoreboard, and ADA and structural improvements.

In 2003 the PawSox welcomed their 10 millionth fan to McCoy Stadium during Tamburro's tenure. To put that achievement in perspective, had the club continued at their 1977 attendance pace it would have taken over 142 years to draw 10 million fans to McCoy. In 2004, the same year Pawtucket played host to the Triple-A All-Star Game, the PawSox led the entire International League in attendance for the first time ever. They would repeat the feat two more times in the next four seasons.

The International League began recognizing an Executive of the Year in 1964, and since that time no one has received the honor more than 5-time IL Executive of the Year Mike Tamburro. Tamburro has been a positive force for all of Minor League Baseball during his three-plus decades in Pawtucket. He is a member and former Chairman of the Minor League Baseball Board of Trustees. He served as Chairman of the Presidential Search Committee that was charged to find a new President of Minor League Baseball in 2008.

Tamburro will long be remembered for coining his team's nickname "PawSox" when a uniform crisis in his first season led to the restitching of "Boston" uniforms with the six-letter moniker that has become synonymous with the franchise. Tamburro is involved with a number of community charities. He is a trustee of Big Brothers of Rhode Island as well as Memorial Hospital, and helped create the Pawtucket Red Sox Charitable Foundation that supports numerous groups throughout New England. He is the former Director of the Cox Charities of New England and of the Providence Journal Summertime Fund. He has served as Vice President of the Pawtucket Education Foundation and the Vice President of the Boys and Girls Club of Pawtucket. Tamburro is a 1974 graduate of the University of Massachusetts with a degree in Journalism and Sports Administration.

LOUISVILLE ALL-TIME RECORDS

LEAGUE	YEARS	RECORD	PCT.
National League*	1876-77, 1892-99	484-744	.394
American Association*	1882-91	575-638	.474
American Association	1902-62, 1982-97	5,864-5,896	.499
International League		1,429-1,293	.525
Colonels	1968-72	370-341	.520
Redbirds	1998	77-67	.535
RiverBats	1999-2001	218-214	.505
Bats	2002-Present	764-671	.532
ALL-TIME RECORD		8,352-8,571	.494

RECORDS SINCE 1982

YEAR	W-L	PCT.	FIN	H	A	MANAGER	AFF
1982	73-62	.541	T-2 E	41-27	32-35	Joe Frazier	STL
1983	78-57	.578	1 E	43-25	35-32	Jim Fregosi	STL
1984	79-76	.510	T-4	46-32	33-44	Jim Fregosi	STL
1985	74-68	.520	1 E	39-32	35-36	Jim Fregosi	STL
1986	64-78	.451	4 E	34-37	30-41	Jim Fregosi, Dyar Miller, Dave Bialas	STL
1987	78-62	.557	2	42-28	36-34	Mike Jorgensen	STL
1988	63-79	.444	4 E	36-37	27-42	Mike Jorgensen	STL
1989	71-74	.490	4 E	41-32	30-42	Mike Jorgensen	STL
1990	74-72	.507	3 E	48-26	26-46	Gaylen Pitts	STL
1991	51-92	.357	4 E	27-44	24-48	Mark DeJohn	STL
1992	73-70	.510	3 E	43-29	30-41	Krol, Riggins	STL
1993	68-76	.472	3 E	39-33	29-43	Krol, Riggins	STL
1994	74-68	.521	4	42-29	32-39	Joe Pettini	STL
1995	74-70	.514	4	44-28	30-42	Joe Pettini	STL
1996	60-84	.417	4 E	33-39	27-45	Joe Pettini	STL
1997	58-85	.406	4 E	36-36	22-49	Gaylen Pitts	STL
1998	77-67	.535	1 W	41-31	36-36	Gary Allenson	MIL
1999	63-81	.437	3 W	38-34	25-47	Gary Allenson	MIL
2000	71-73	.493	3 W	42-30	29-43	Dave Miley	CIN
2001	84-60	.583	1 W	46-26	38-34	Dave Miley	CIN
2002	79-65	.549	2 W	45-27	34-38	Dave Miley	CIN
2003	79-64	.552	1 W	46-26	33-38	Dave Miley, Mack Jenkins, Rick Burleson	CIN
2004	67-77	.465	2 W	35-37	32-40	Rick Burleson	CIN
2005	66-78	.458	4 W	35-37	31-41	Rick Sweet	CIN
2006	75-68	.524	3 W	43-30	32-38	Rick Sweet	CIN
2007	74-70	.514	2 W	39-33	35-37	Rick Sweet	CIN
2008	88-56	.611	1 W	44-28	44-28	Rick Sweet	CIN
2009	84-58	.592	1 W	45-27	39-31	Rick Sweet	CIN
2010	79-64	.552	1 W	43-29	36-35	Rick Sweet	CIN
2011	73-71	.507	3 W	40-32	33-39	Rick Sweet	CIN

TOTAL RECORD: 2,171-2,125 @ HOME: 1,216-941 @ LSF: 503-362

YEAR-BY-YEAR RECORDS

YEAR	W-L	PCT.	FIN	GB	YEAR	W-L	PCT.	FIN	GB
1876	30-36	.455	5	22	1927	64-103	.383	7	36.5
1877	35-25	.583	2	7	1928	62-106	.369	8 L	37.5
1882	42-38	.525	3	13	1929	75-90	.455	5	35
1883	52-45	.536	5	13.5	1930	93-60	.607	1	2.5
1884	68-40	.630	3	7.5	1931	74-94	.440	7	30.5
1885	53-59	.473	T5	26	1932	67-101	.399	8 L	33
1886	66-70	.485	4	25.5	1933	70-83	.458	6	31.5
1887	76-60	.559	4	19.5	1934	78-74	.513	4	8.5
1888	48-87	.356	7	44	1935	52-97	.349	8 L	36.5
1889	27-111	.196	8 L	66.5	1936	63-91	.409	7	27
1890	88-44	.667	1	10	1937	62-91	.405	8 L	27.5
1891	55-84	.396	7	40	1938	53-100	.346	8 L	38
1892	63-89	.414	9	40	1939	75-78	.490	4	31.5
1893	50-75	.400	11	34	1940	75-75	.500	4	19
1894	36-94	.277	12 L	54	1941	87-66	.569	2	8
1895	35-96	.267	12 L	52.5	1942	78-76	.506	5	6.5
1896	38-93	.290	12 L	53	1943	70-81	.464	5	20
1897	52-78	.400	11	40	1944	85-63	.574	3	14.5
1898	70-81	.464	9	33	1945	84-70	.545	3	9
1899	75-77	.493	9	28	1946	92-61	.601	1	4
1902	92-45	.671	2	2	1947	85-68	.556	2	8
1903	87-54	.617	2	4.5	1948	56-98	.364	8 L	44
1904	77-70	.524	5	18	1949	70-83	.458	6	23
1905	76-75	.503	4	23.5	1950	82-71	.536	5	7.5
1906	71-79	.473	5	21	1951	80-73	.523	4	15
1907	77-77	.500	5	13	1952	77-77	.500	5	24
1908	88-65	.575	2	4	1953	84-70	.500	3	6
1909	93-75	.554	1	2.5	1954	85-68	.556	2	10.5
1910	60-103	.363	8 L	44.5	1955	83-71	.539	4	9
1911	67-101	.339	8 L	33.5	1956	59-93	.388	8 L	32
1912	66-101	.395	7	40	1957	49-105	.318	8 L	44
1913	95-72	.569	3	5	1958	56-95	.371	8 L	33
1914	95-73	.565	2	4	1959	97-65	.599	1 E	2
1915	78-72	.520	4	12	1960	85-68	.556	2	2.5
1916	101-66	.605	1	5.5	1961	80-70	.533	2	6
1917	88-66	.571	3	2.5	1962	71-75	.486	4	17.5
1918	41-36	.532	4	4	1968	72-75	.490	5	11
1919	86-67	.562	3	7.5	1969	77-63	.550	2	1.5
1920	88-79	.527	2	28.5	1970	69-71	.493	6	15
1921	98-70	.583	1	4.5	1971	71-69	.507	5	15
1922	77-91	.458	6	30.5	1972	81-63	.563	1	1
1923	91-77	.542	3	22	1982	73-62	.541	T2 E	1.5
1924	91-76	.545	3	5.5	1983	78-57	.578	1 E	7.5
1925	106-61	.635	1	13.5					
1926	105-62	.629	1	10					

PLAYOFF TEAMS IN BOLD

YEAR-BY-YEAR RECORDS

YEAR	W-L	PCT.	FIN	GB	YEAR	W-L	PCT.	FIN	GB
1984	79-76	.510	T4	12.5	1998	77-67	.535	1W	+0.5
1985	74-68	.521	1 E	2.5	1999	63-81	.438	3W	-21.5
1986	64-78	.451	4 E	16	2000	71-73	.493	3W	-10
1987	78-62	.557	2	1	2001	84-60	.583	1W	+16.5
1988	63-79	.444	4 E	26	2002	79-65	.549	2W	-2
1989	71-74	.490	4 E	15.5	2003	79-64	.552	1W	+3.5
1990	74-72	.490	3 E	11.5	2004	67-77	.465	2W	-13
1991	51-92	.357	4 E	30	2005	66-78	.458	4W	-23
1992	73-70	.510	3 E	13.5	2006	75-68	.524	3W	-1.5
1993	68-76	.472	3 E	13.5	2007	74-70	.514	2W	-8.5
1994	74-68	.521	4	11.5	2008	88-56	.611	1W	+13
1995	74-70	.514	4	14	2009	84-58	.592	1W	+11.5
1996	60-84	.417	4 E	24	2010	79-64	.552	1W	+1.0
1997	58-85	.406	4E	-28.5	2011	73-71	.507	3W	+15.0

PLAYOFF TEAMS IN BOLD

MANAGER RECORDS SINCE 1982

RANK	MANAGER	RECORD	PCT.	GAMES
1	Rick Sweet	539-465	.537	1004
2	Dave Miley	296-245	.547	541
3	Jim Fregosi	263-232	.531	495
4	Mike Jorgensen	212-215	.497	427
5	Joe Pettini	208-222	.484	430
6	Gary Allenson	140-148	.486	288
7	Jack Krol	136-136	.500	272
8	Gaylen Pitts	132-157	.457	289
9	Rick Burleson	83-94	.469	177
10	Joe Frazier	73-62	.541	135
11	Mark DeJohn	51-92	.357	143
12	Dave Bialas	32-42	.432	74
13	Mark Riggins	5-10	.333	15
14	Mack Jenkins	1-0	1.000	1
15	Dyar Miller	0-5	.000	5

FRANCHISE PLAYOFF HISTORY

- 1939 - Louisville def. Minneapolis in semifinals 4-1; Louisville def. Indianapolis in finals 4-1, **American Association Champions**
- 1940 - Louisville def. Columbus in semifinals 4-2; Louisville def. Kansas City in finals 4-0, **American Association Champions**
- 1941 - Louisville def. Minneapolis in semifinals 4-2; Columbus def. Louisville 4-1 in finals
- 1944 - Louisville def. Milwaukee in semifinals 4-2; Louisville def. St. Paul in finals 4-1, **American Association Champions**
- 1945 - Louisville def. Milwaukee in semifinals 4-2; Louisville def. St. Paul in finals 4-2, **American Association Champions**
- 1946 - Louisville def. St. Paul in semifinals 4-2; Louisville def. Indianapolis in finals 4-0, **American Association Champions**
- 1947 - Louisville def. Minneapolis in semifinals 4-3; Milwaukee def. Louisville in finals 4-3
- 1951 - St. Paul def. Louisville in semifinals 4-1
- 1953 - Toledo def. Louisville in semifinals 4-3
- 1954 - Louisville def. Columbus in semifinals 4-3; Louisville def. Indianapolis in finals 4-3, **American Association Champions**
- 1955 - Omaha def. Louisville in semifinals 4-3
- 1956 - Fort Worth def. Louisville in semifinals 4-0
- 1960 - Louisville def. St. Paul in semifinals 4-2; Louisville def. Denver in finals 4-2, **American Association Champions**
- 1961 - Louisville def. Denver in semifinals 4-3; Louisville def. Houston in finals 4-2, **American Association Champions**
- 1962 - Louisville def. Indianapolis in semifinals 3-0; Louisville def. Denver in finals 4-2, **American Association Champions**
- 1969 - Syracuse def. Louisville in semifinals 3-2
- 1983 - Louisville def. Oklahoma City in semifinals 3-2; Denver def. Louisville in finals 4-0
- 1984 - Louisville def. Indianapolis in semifinals 4-2; Louisville def. Denver in finals 4-1, **American Association Champions**
- 1985 - Louisville def. Oklahoma City in finals 4-1, **American Association Champions**
- 1987 - Indianapolis def. Louisville in semifinals 3-2
- 1994 Indianapolis def. Louisville in semifinals 3-0
- 1995 - Louisville def. Indianapolis in semifinals 3-0; Louisville def. Buffalo in finals 3-2, **American Association Champions**
- 1972 - Louisville def. Rochester in semifinals 2-1; Tidewater def. Louisville in finals 3-2
- 1998 - Durham def. Louisville in semifinals, 3-0
- 2001 - Louisville def. Norfolk in semifinals 3-2; Louisville def. Scranton/WB in finals 1-0, **International League Champions**
- 2003 - Durham def. Louisville in semifinals, 3-1
- 2008 - Durham def. Louisville in semifinals, 3-1
- 2009 - Durham def. Louisville in semifinals, 3-2
- 2010 - Durham def. Louisville in semifinals, 3-2

RECORDS BY MONTH

SINCE 1982

YEAR	APRIL	MAY	JUNE	JULY	AUG.	SEPT.	FINAL
1982	9-7	15-15	16-14	20-10	13-16	N/A	73-62
1983	7-6	15-14	20-11	20-12	16-14	N/A	78-57
1984	11-7	17-17	17-15	20-14	12-21	2-2	79-76
1985	8-10	12-12	14-17	19-16	19-13	2-0	74-68
1986	9-5	14-14	11-20	12-20	17-19	1-0	64-78
1987	11-6	15-14	13-16	17-15	19-11	3-0	78-62
1988	8-13	17-13	17-13	11-19	10-20	0-1	63-79
1989	10-14	17-13	14-15	18-12	11-20	1-0	71-74
1990	10-14	17-12	16-14	16-13	13-18	2-1	74-72
1991	8-11	12-19	12-17	7-22	11-21	1-2	51-92
1992	6-9	15-17	20-12	12-14	14-17	6-1*	73-70
1993	10-8	17-13	12-16	17-14	9-22	3-3	68-76
1994	10-11	19-13	17-12	12-18	14-12	2-2	74-68
1995	13-9	19-9	16-15	13-16	12-18	1-3	74-70
1996	8-13	11-17	16-15	12-20	12-18	1-1	60-84
1997	11-15	12-16	10-19	14-15	11-19	0-1	58-85
1998	11-9	14-16	13-14	21-7	15-17	3-4	77-67
1999	7-15	15-15	11-18	14-14	12-17	4-2	63-81
2000	16-6*	12-18	20-10	9-20	13-16	1-3	71-73
2001	14-10	21-9*	12-17	18-11	16-13	3-0	84-60
2002	14-12	18-12	14-15	17-11	14-15	2-0	79-65
2003	15-9	17-12	19-12	13-16	14-15	1-0	79-64
2004	8-13	17-13	13-15	13-16	13-18	3-2	67-77
2005	11-12	14-15	14-15	14-15	11-18	2-3	66-78
2006	11-13	11-16	22-7*	14-15	15-15	2-2	75-68
2007	11-12	17-13	15-14	11-17	17-14	3-0	74-70
2008	16-11	18-12	13-15	18-10	23-7*	0-1	88-56
2009	11-8	12-19	19-9	19-10	19-10	5-2	84-58
2010	7-15	17-13	12-16	22-6*	18-11	3-3	79-64
2011	16-7	13-16	15-15	14-14	13-17	2-2	73-71

TOTALS	317-310	460-427	453-433	457-432	426-482	59-41	2171-2125
	.506	.519	.511	.514	.469	.590	.505

* MONTHLY FRANCHISE RECORD



IL / HISTORY

SEASON HITTING RECORDS

SINCE 1982

BATTING AVERAGE

* Norris Hopper (2006)	.347
Lance Johnson (1987)	.333
* Dmitri Young (1996)	.333
Raul Gonzalez (2002)	.333
Kelly Paris (1982)	.328
Chris Sexton (2000)	.324

AT-BATS

* Vince Coleman (1984)	608
Raul Gonzalez (2001)	539
* Stan Royer (1991)	523
Fred Manrique (1986)	520
Allen Battle (1994)	520

HITS

* Allen Battle (1994)	163
Ron Belliard (1998)	163
*Raul Gonzalez (2001)	161
Lance Johnson (1987)	159
Kelly Paris (1982)	158

RBI

* Kevin Witt (2002)	107
* Jim Adduci (1983)	101
Jim Lindeman (1986)	96
Kevin Barker (1998)	96
Gary Raysich (1984)	95

STOLEN BASES

* Vince Coleman (1984)	101
* Chuck Carr (1992)	53
* Greg Martinez (1999)	48
* Alex Cole (1989)	47
# Drew Stubbs (2009)	46

MOST STRIKEOUTS

*Mike Calise (1982)	156
Aaron Herr (2007)	144
Kevin Witt (2002)	140
Todd Frazier (2010)	127

FEWEST STRIKEOUTS/AB

Norris Hopper (2006)	25/383
Jeff Doyle (1982)	31/415
Bien Figueroa (1990)	37/396
William Bergolla (2005)	39/400
Jose Oquendo (1985)	41/384
Victor Rodriguez (1987)	42/422

DOUBLES

* Allen Battle (1994)	44
* Brady Clark (2000)	41
* Raul Gonzalez (2001)	39
Devin Mesoraco (2011)	36
Jim Lindeman (1986)	36
Gene Roof (1984)	36
Ron Belliard (1998)	36

TRIPLES

* Tito Landrum (1983)	12
Lance Johnson (1987)	11
Greg Martinez (1998)	11
# Tim Jones (1993)	10
Chuck Carr (1992)	9
Tripp Cromer (1994)	9
Drew Anderson (2008)	9
Chris Dickerson (2008)	9

HOME RUNS

Mike Calise (1982)	33
Jose Oliva (1996)	31
Gary Raysich (1984)	29
Mike Laga (1987)	29
Scott Krause (1998)	26

RUNS

* Ron Belliard (1998)	114
* Allen Battle(1994)	104
* Vince Coleman (1984)	97
* Zack Cozart (2010)	91
Raul Gonzalez (2002)	91

BASE ON BALLS

* Duane Walker (1987)	87
George Bjorkman (1982)	78
* Tom Baine (1989)	76
* Bernard Gilkey (1990)	75
Gene Roof (1982)	74

GAMES

Vince Coleman (1984)	152
# Rod Brewer (1990)	144
* Raul Gonzalez (2001)	142
Jim Lindeman (1986)	139
* Stan Royer (1991)	138

* LED LEAGUE

TIED FOR LEAGUE LEAD

SEASON PITCHING RECORDS

SINCE 1982

WINS

* Ralph Citarella (1982)	15
* Adam Pettyjohn (2008)	15
# Bob Tewksbury (1989)	13
# Rene Arocha (1992)	12
# Jeff Ballard (1992)	12
Jose Acevedo (2002)	12
Jared Fernandez (2002)	12
Howard Hilton (1989)	12

SAVES

* Mike Perez (1990)	31
* Jon Adkins (2008)	30
Scott Chiasson (2006)	29
* Willie Smith (1994)	29
* Rich Batchelor (1996)	28

WALKS

Mickey Mahler (1984)	88
Kevin Hagen (1985)	87
Mike Dunne (1986)	82
Robert Ellis (1998)	78
Rick Ownbey (1985)	74

GAMES

* Howard Hilton (1989)	70
Steve Peters (1989)	65
* Trever Miller (2002)	65
* Matt Arrandale (1996)	63
Greg Mullins (1998)	61

COMPLETE GAMES

# Steve Baker (1984)	10
# Al Olmsted (1982)	9
Kevin Hagen (1983)	8
* Joe Magrane (1986)	8
Mike Dunne (1986)	7

LOWEST ERA (STARTER)

Bob Tewksbury (1989)	2.43
Jeff Ballard (1992)	2.52
Rene Arocha (1992)	2.70
Omar Olivares (1990)	2.82
Allen Watson (1993)	2.91

LOSSES

* John Martin (1988)	13
* John Frascatore (1996)	13
Mickey Mahler (1984)	12
# Mike Dunne (1986)	12
Bob Sebra (1993)	12

STRIKEOUTS

Mickey Mahler (1984)	142
Rigo Beltran (1996)	132
Matt Maloney (2008)	132
Luke Hudson (2002)	129
Rene Arocha (1992)	128
Jose Acevedo (2002)	128
Aroldis Chapman (2010)	125

INNINGS PITCHED

* Jared Fernandez (2001)	196.1
* Bob Tewksbury (1989)	189.0
* Mike Dunne (1986)	185.2
Kevin Hagen (1984)	176.2
Adam Pettyjohn (2008)	174.1

GAMES STARTED

# Kevin Hagen (1985)	28
# Mike Dunne (1986)	28
Bob Tewksbury (1989)	28
Robert Ellis (1998)	28
# Jared Fernandez (2001)	28
Matt Belisle (2004)	28
# Adam Pettyjohn (2008)	28

SHUTOUTS

* Rheal Cormier (1991)	3
* Mark Clark (1992)	3
10 others at	2

LOWEST ERA (RELIEVER)

Mike Burns (2006)	1.74
Ricky Stone (2007)	1.87
Scott Chiasson (2006)	1.91
Mark Grater (1991)	2.02
Andy Hassler (1984)	2.11

* LED LEAGUE

TIED FOR LEAGUE LEAD

CAREER BATTING RECORDS

SINCE 1982

AT-BATS

Aaron Holbert	1,762
Bill Lyons	1,724
Kevin Barker	1,658
Bien Figueroa	1,477
Gene Roof	1,466

RUNS

Bill Lyons	280
Kevin Barker	279
Aaron Holbert	242
Gene Roof	226
Tim Jones	217
Chris Sexton	217

HITS

Aaron Holbert	471
Kevin Barker	455
Gene Roof	441
Bill Lyons	441
Chris Sexton	371
Corky Miller	370

GAMES

Bill Lyons	544
Aaron Holbert	501
Bien Figueroa	486
Kevin Barker	460
Jack Ayer	408

RBI

Kevin Barker	329
Brandon Larson	227
Rod Brewer	221
Stan Royer	209
Jack Ayer	198

EXTRA BASE HITS

Kevin Barker	198
Brandon Larson	149
Stan Royer	130
Danny Dorn	124
Holbert/Lyons	121

STOLEN BASES

Alex Cole	111
Bill Lyons	105
Vince Coleman	101
Greg Martinez	91
Aaron Holbert	87

HITTING STREAKS

Brandon Larson (2003)	26
Chris Sexton (2000)	20
Juan Francisco (2011)	19
Jim Adduci (1984)	18
Luis Alicea (1990-91)	18
Rob Mackowiak (2008)	18
Zack Cozart (2011)	17
Joey Votto (2007)	17
Lyle Mouton (1999)	17
Allen Battle (1994)	17
Tim Jones (1993)	17
Andy Phillips (2009)	17
Kenny Kelly (2005)	16
Terry Bradshaw (1996)	16
Tom Neito, (1984)	16
Jose Gonzalez (1984)	16
Kelly Paris (1982)	16
Yonder Alonso (2011)	15
Mike Edwards (2002)	15
Chuck Carr (1992)	15
Juan Francisco (2010)	14
Emil Brown (2003)	14
Alex Cole (1989)	14
Andy Van Slyke (1983)	14
Tito Landrum (1983)	14
Kelly Paris (1982)	14
Drew T. Anderson (2008)	14

DOUBLES

Kevin Barker	97
Gene Roof	88
Corky Miller	82
Bill Lyons	82
Stan Royer	80
2 others tied at 76	

TRIPLES

Gene Roof	19
Aaron Holbert	18
Tripp Cromer	18
Luis Alicea	17
Alex Cole/Billy Lyons	17

HOME RUNS

Kevin Barker	89
Brandon Larson	70
Danny Dorn	45
Mike Calise	42
Stan Royer	41
Scott Krause	41

CAREER PITCHING RECORDS

SINCE 1982

WINS		LOSSES	
Matt Maloney	39	Rigo Beltran	28
Ralph Citarella	34	Kevin Hagen	27
Rigo Beltran	32	Brian Barber	27
Jared Fernandez	27	John Frascatore	24
Kevin Hagen	26	Matt Maloney	23
Rick Ownbey	26	Rick Ownbey	23
Tom Shearn	26		
SAVES		STRIKEOUTS	
Jon Adkins	40	Matt Maloney	435
Mark Grater	39	Rigo Beltran	357
Mike Perez	35	Rick Ownbey	337
Carlos Almanzar	34	Tom Shearn	324
Rich Batchelor	33	Brian Barber	301
Steve Dixon	33		
WALKS		INNINGS PITCHED	
Rick Ownbey	211	Matt Maloney	516.1
Kevin Hagen	190	Kevin Hagen	478.0
Ralph Citarella	170	Rigo Beltran	452.2
Gibson Alba	160	Rick Ownbey	425.1
Tom Shearn	158	Ralph Citarella	420.2
GAMES		GAMES STARTED	
Brian Shackelford	177	Matt Maloney	86
Rich Batchelor	166	Kevin Hagen	74
Jeff Keener	165	Rigo Beltran	71
Tim Sherrill	145	Brian Barber	67
Steve Dixon	139	Rick Ownbey	67
COMPLETE GAMES		HITS ALLOWED	
Kevin Hagen	16	Matt Maloney	505
Rick Ownbey	14	Rigo Beltran	480
Ralph Citarella	11	Ralph Citarella	463
Steve Baker	10	Kevin Hagen	458
Joe Magrane	10	Jared Fernandez	455
		Tom Shearn	389



LHP Matt Maloney is the franchise leader in wins (39), strikeouts (435), innings pitched (516.1) and games started (86).

YEAR-BY-YEAR LEADERS

*led league, #tied for league lead, **bold** indicates franchise record

YEAR	HITS	RUNS	DOUBLES	TRIPLES
1982	Kelly Paris, 158	G. Roof, 78	Kelly Paris, 32	G. Mills/K. Paris/G. Roof, 5
1983	Jeff Doyle, 142	Jeff Doyle, 87	Jim Adduci, 29	*Tito Landrum, 12
1984	Vince Coleman, 156	*Vince Coleman, 97	Gene Roof, 36	Gene Roof, 8
1985	Curt Ford, 121	Curt Ford, 73	Casey Parsons, 23	Curt Ford, 6
1986	Fred Manrique, 148	Jim Lindeman, 82	Jim Lindeman, 38	John Morris, 7
1987	Lance Johnson, 159	Lance Johnson, 89	Mike Laga, 35	Lance Johnson, 11
1988	Craig Wilson, 127	Tim Jones, 63	Craig Wilson, 27	Alex Cole, 8
1989	Todd Zeile, 131	Alex Cole, 75	Todd Zeile, 26	Ron Shepherd, 6
1990	Bernard Gilkey, 147	Bernard Gilkey, 83	Bernard Gilkey, 26	B. Gilkey/R.Lankford, 8
1991	Stan Royer, 133	Julian Martinez, 52	Stan Royer, 30	Stan Royer, 6
1992	Stan Royer, 125	Chuck Carr, 68	Stan Royer, 31	Chuck Carr, 9
1993	Keith Lockhart, 140	Tim Jones, 72	Van Snider, 29	#Tim Jones, 10
1994	#Allen Battle, 163	*Allen Battle, 104	*Allen Battle, 44	Tripp Cromer, 9
1995	Ray Giannelli, 115	Terry Bradshaw, 65	Tracy Woodson, 35	#Terry Bradshaw, 8
1996	Dmitri Young, 153	*Dmitri Young, 90	Dmitri Young, 31	Dmitri Young, 8
1997	Jeff Berblinger, 135	Terry Bradshaw, 79	Tim Costo, 26	J. Berblinger/E. Marrero, 7
1998	Ron Belliard, 163	*Ron Belliard, 114	Ron Belliard, 36	Greg Martinez, 11
1999	Scott Krause, 138	Kevin Barker, 89	Lyle Mouton, 34	Santiago Perez, 8
2000	Brady Clark, 148	Brady Clark, 90	*Brady Clark, 41	Brady Clark, 6
2001	*Raul Gonzalez, 161	*Raul Gonzalez, 90	*Raul Gonzalez, 39	Deion Sanders, 5
2002	Raul Gonzalez, 144	Raul Gonzalez, 91	Kevin Witt, 32	Chris Sexton, 5
2003	Wilton Guerrero, 132	Wilton Guerrero, 68	Corky Miller, 28	Jim Chamblee, 4
2004	Stephen Smitherman, 123	Jermaine Clark, 77	Stephen Smitherman, 35	Ray Olmedo, 7
2005	Pedro Swann, 130	Pedro Swann, 67	Pedro Swann, 29	Chris Denorfia, 6
2006	Norris Hopper, 133	Earl Snyder, 58	Jesse Gutierrez, 27	M. Kata/D. Wise, 4
2007	Joey Votto, 146	Aaron Herr, 75	Aaron Herr, 31	Chris Dickerson, 6
2008	Adam Rosales, 124	Kevin Barker, 73	Adam Rosales, 29	C. Dickerson/D. Anderson, 9
2009	Wes Bankston, 122	Luis Bolivar, 60	Todd Frazier, 32	D. McDonald, 9
2010	Zack Cozart, 141	Zack Cozart, 91	Devin Mesoraco, 36	4 tied with 4
2011	J.Hermida/D.Mesoraco, 126	Jeremy Hermida, 67		Y.Alonso, K.Negron, 4
YEAR	HOME RUNS	RBI	STOLEN BASES	GAMES
1982	Mike Calise, 33	Mike Calise, 91	Kelly Paris, 20	Jose Desa, 130
1983	Jim Adduci, 25	*Jim Adduci, 101	Jose Gonzalez, 26	Jim Adduci, 129
1984	Gary Rajsich, 29	Gary Rajsich, 95	*Vince Coleman, 101	Vince Coleman, 152
1985	C. Parsons/G. Rajsich, 10	Jack Ayer, 56	*Curt Ford, 45	Bill Lyons, 134
1986	Jim Lindeman, 20	*Jim Lindeman, 96	Alex Cole, 24	Jim Lindeman, 139
1987	Mike Laga, 29	Mike Laga, 91	Lance Johnson, 42	L. Johnson/M. Laga, 116
1988	Mark Ryal, 11	Mark Ryal, 62	Alex Cole, 40	Craig Wilson, 133
1989	Todd Zeile, 19	Todd Zeile, 85	*Alex Cole, 47	Alex Cole, 127
1990	Rod Brewer, 12	Rod Brewer, 83	Bernard Gilkey, 45	#Rod Brewer, 144
1991	Stan Royer, 14	Stan Royer, 74	L. Maclin/T. Jones, 19	*Stan Royer, 138
1992	Ozzie Canseco, 22	Rod Brewer, 86	*Chuck Carr, 53	Stan Royer, 124
1993	Barry Lyons, 18	Keith Lockhart, 68	Tim Jones, 13	Keith Lockhart, 132
1994	Scott Coolbaugh, 19	Scott Coolbaugh, 75	Gerald Young, 12	Darrel Deak, 133
1995	Tracy Woodson, 18	Tracy Woodson, 76	Terry Bradshaw, 20	Ray Giannelli, 119
1996	Jose Oliva, 31	Jose Oliva, 86	Terry Bradshaw, 21	Mike Gulan, 123
1997	Eli Marrero, 20	Eli Marrero, 68	Terry Bradshaw, 26	Jeff Berblinger, 133
1998	Scott Krause, 26	Kevin Barker, 96	Greg Martinez, 43	Ron Belliard, 133
1999	Brandon Cromer, 24	Scott Krause, 89	*Greg Martinez, 48	Scott Krause, 133
2000	Brooks Kieschnick, 25	Brooks Kieschnick, 90	Kimera Bartee, 28	Brady Clark, 132
2001	Adam Dunn, 20	Raul Gonzalez, 66	Wilton Guerrero, 12	*Raul Gonzalez, 142
2002	Brandon Larson, 25	*Kevin Witt, 107	Raul Gonzalez, 9	Kevin Witt, 131
2003	Brandon Larson, 20	Brandon Larson, 74	Wilton Guerrero, 30	Wilton Guerrero, 126
2004	Rob Stratton, 12	Jim Chamblee, 63	Aaron Holbert, 32	Stephen Smitherman, 129
2005	Pedro Swann, 18	Pedro Swann, 85	Kenny Kelly, 18	Pedro Swann, 127
2006	Earl Snyder, 17	Earl Snyder, 77	Norris Hopper, 25	Earl Snyder, 127
2007	Joey Votto, 22	Joey Votto, 92	Chris Dickerson, 23	Joey Votto, 133
2008	Kevin Barker, 21	Kevin Barker, 77	Chris Dickerson, 26	Adam Rosales, 117
2009	Kevin Barker, 22	Wes Bankston, 75	#Drew Stubbs, 46	Wes Bankston, 122
2010	Wladimir Balentien, 25	Wladimir Balentien, 78	Zack Cozart, 30	Zack Cozart, 136
2011	Danny Dorn, 18	Danny Dorn, 74	Todd Frazier, 17	Danny Dorn, 124

YEAR-BY-YEAR LEADERS

*led league, #tied for league lead, **bold** indicates franchise record

YEAR	WINS	LOSSES	SAVES	INNINGS
1982	*Ralph Citarella, 15	Al Olmsted, 9	Dyar Miller, 10	Al Olmsted, 161.1
1983	Jeff Keener, 11	Kevin Hagen, 9	Jeff Keener, 12	Ricky Horton, 157
1984	S. Baker/K. Hagen,10	Mickey Mahler, 12	Andy Hassler, 10	Kevin Hagen, 176.2
1985	Hagen/Martinez/Ownbey,10	K. Hagen/R. Ownbey,9	Pat Perry, 14	Kevin Hagen, 170
1986	M. Dunne/J. Magrane,9	*Mike Dunne, 12	Bill Earley, 15	*Mike Dunne, 185.2
1987	Paul Cherry, 11	Ray Soff, 9	*Joe Boever, 21	Greg Bargar, 130.2
1988	John Martin, 7	*John Martin, 13	John Costello, 11	John Martin, 154
1989	#Bob Tewksbury, 13	S. Arnold/J. Fassero, 10	Matt Kinzer, 15	*Bob Tewksbury, 189
1990	Carpenter/Clarke/Olivares,10	Omar Olivares, 11	*Mike Perez, 31	Omar Olivares, 159.1
1991	Rheal Cormier, 7	Jamie Moyer, 10	Mark Grater, 12	Rheal Cormier, 127.2
1992	#R. Arocha/J. Ballard,12	J. Ballard/M. Grater,8	*Mark Grater, 24	Paul Kilgus, 168.1
1993	B. Sebra/T. Urbani,9	Bob Sebra, 12	Steve Dixon, 20	Bob Sebra, 145
1994	Rigo Beltran, 11	Rigo Beltran, 11	*Willie Smith, 29	Kerry Knox, 149
1995	T.J. Mathews, 9	Rigo Beltran, 9	*Cory Bailey, 25	Nate Minchey, 147.1
1996	R. Beltran/S. Lowe,8	*John Frascatore, 13	*Rich Batchelor, 28	John Frascatore, 156.1
1997	Brady Raggio, 8	Brady Raggio, 11	Brian Maxcy, 9	Brady Raggio, 138
1998	Rod Henderson, 11	Tim VanEgmond, 11	R. Greene/G. Mullins,18	Robert Ellis, 150.1
1999	R. Henderson/K. Peterson,7	S. Faltiesek/R. Henderson,11	Reggie Harris, 16	Horacio Estrada, 131.2
2000	Steve Soderstrom, 9	Steve Soderstrom, 11	Rick Greene, 7	Steve Soderstrom, 137.1
2001	Jared Fernandez, 10	Arnie Gooch, 10	Chris Nichting, 17	*Jared Fernandez, 196.1
2002	J. Fernandez/J. Acevedo,12	L. Hudson/B. Reith,9	Mike Neu, 16	Jose Acevedo, 154.2
2003	Scott Randall, 10	Lance Davis, 9	Carlos Almanzar, 23	Lance Davis, 138.1
2004	Matt Belisle, 9	Matt Belisle, 11	Aaron Myette, 19	Matt Belisle, 162.2
2005	Chris Booker, 8	Jerome Robertson, 11	Chris Booker, 20	Elizardo Ramirez, 131.1
2006	C. Michalak/T. Shearn,9	Mike Gosling, 8	Scott Chiasson, 29	Chris Michalak, 132.1
2007	Phil Dumatrait, 10	Tom Shearn, 10	Ricky Stone, 16	Tom Shearn, 143.2
2008	*Adam Pettyjohn, 15	Homer Bailey, 7	*Jon Adkins, 30	Adam Pettyjohn, 174.1
2009	Sam LeCure, 10	Matt Maloney, 9	J. Roenicke/L. Ondrusek,12	Sam LeCure, 143.1
2010	Matt Maloney, 10	Chad Reineke, 9	Jon Adkins, 10	Matt Maloney, 134.2
2011	Chad Reineke, 9	Scott Carroll, 8	3 tied with 7	Scott Carroll, 145.1
YEAR	STRIKEOUTS	GAMES	STARTS	COMPLETE GMS
1982	Jose Brito, 94	Dan Morogiello, 57	Ralph Citarella, 25	#Al Olmsted, 9
1983	Ricky Horton, 92	*Jeff Keener, 60	Rick Horton, 24	Kevin Hagen, 8
1984	Mickey Mahler, 142	Jeff Keener, 53	K. Hagen/M. Mahler,26	#Steve Baker, 10
1985	*Todd Worrell, 126	Pat Perry, 45	#Kevin Hagen, 28	M. Anderson/R. Ownbey,5
1986	Mike Dunne, 94	Bill Earley, 52	#Mike Dunne, 28	#Joe Magrane, 8
1987	Paul Cherry, 89	Dick Grapenthin, 55	Greg Bargar, 19	Dave LaPoint, 4
1988	John Martin, 84	*Gibson Alba, 58	John Martin, 25	Several, 1
1989	Gibson Alba, 109	*Howard Hilton, 70	#Bob Tewksbury, 28	B. Tewksbury/S. Arnold,2
1990	Ken Hill, 104	#Mike Perez, 57	Omar Olivares, 23	Omar Olivares, 5
1991	R. Cormier/S. Clarke,74	Mark Grater, 58	Rheal Cormier, 21	Rheal Cormier, 3
1992	Rene Arocha, 128	Mark Grater, 54	Paul Kilgus, 26	M. Clark/P. Kilgus,4
1993	Kevin Meier, 98	Steve Dixon, 57	Bob Sebra, 26	Paul Kilgus, 4
1994	Rob Wishnevski, 105	*Steve Dixon, 59	Kerry Knox, 24	J. Frascatore/R. Wishnevski,2
1995	Brian Barber, 94	C. Bailey/M. Raczk,55	N. Minchey/R. Beltran,24	M. Petkovsek/A. Benes,2
1996	Rigo Beltran, 132	*Matt Arrandale, 63	John Frascatore, 21	R. Beltran/J. Frascatore,3
1997	Sean Lowe, 117	Matt Arrandale, 56	Sean Lowe, 23	Manny Aybar, 3
1998	Tim VanEgmond, 99	Greg Mullins, 61	#Robert Ellis, 28	R. Henderson/G. Beck,1
1999	Horacio Estrada, 112	J. Borowski/H. Ramirez,58	Horacio Estrada, 24	H. Estrada/K. Peterson,1
2000	John Riedling, 75	John Riedling, 53	Steve Soderstrom, 22	L. Luebbers/W. Roberts,2
2001	Jared Fernandez, 118	Matt Skrmetta, 46	#Jared Fernandez, 28	Jared Fernandez, 4
2002	Luke Hudson, 129	*Trevor Miller, 65	Jose Acevedo, 23	J. Fernandez/C. Reitsma,1
2003	Scott Randall, 86	Mark Watson, 44	Lance Davis, 22	Seth Etherton, 2
2004	Brandon Claussen, 111	*Brian Shackelford, 59	#Matt Belisle, 28	#Seth Etherton, 3
2005	Tom Shearn, 93	Chris Booker, 59	Elizardo Ramirez, 21	None
2006	Mike Gosling, 100	*Scott Chiasson, 60	M. Gosling/C. Michalak,22	P. Dumatrait/J. Mays,1
2007	Tom Shearn, 109	Ricky Stone, 59	Tom Shearn, 24	B. Livingston/S. Kelly,1
2008	Matt Maloney, 132	Jon Adkins, 57	#Adam Pettyjohn, 28	Matt Maloney, 2
2009	Matt Maloney, 125	Pedro Viola, 54	Sam LeCure, 25	Matt Maloney, 3
2010	Aroldis Chapman, 125	Enerio Del Rosario, 50	Matt Maloney, 23	S. LeCure/A. Chapman,1
2011	Scott Carroll, 85	Jerry Gil, 54	Scott Carroll, 25	Edinson Volquez, 1

LOUISVILLE GRAND SLAMS

SINCE 1982

NO.	DATE	PLAYER	OPPONENT	PITCHER
1.	6/7/82	Dave Kable	Denver	Will McEnaney
2.	8/4/82	David Green	Denver	Victor Cruz
3.	6/12/83	Tito Landrum	@ Indianapolis	Bob Tufts
4.	6/26/83	Jim Adduci	@ Iowa	Rick Bordi
5.	6/28/83	Gene Roof	@ Evansville	Randy O'Neal
6.	7/26/83	Jim Adduci	@ Oklahoma City	Ron Musselman
7.	5/15/84	Gary Rajsich	Indianapolis	Greg Barger
8.	5/15/84	Mark Salas	Indianapolis	Craig Eaton
9.	6/28/84	Vic Harris	Iowa	Reggie Patterson
10.	7/13/84	Gary Rajsich	Indianapolis	Eric Mustad
11.	7/31/84	Jim Adduci	Denver	Tom Brennan
12.	8/4/84	Mark Salas	Oklahoma City	Glenn Cook
13.	8/11/84	Jack Ayer	@ Oklahoma City	Tony Fossas
14.	4/15/85	Curt Ford	Indianapolis	Dick Grapenthin
15.	6/16/85	John Morris	@ Buffalo	Scott Stranski
16.	4/27/86	Casey Parsons	Indianapolis	Larry Groves
17.	5/5/86	Jim Lindeman	Indianapolis	Randy St. Clair
18.	6/5/86	Casey Parsons	Omaha	Theo Shaw
19.	6/28/86	Bill Lyons	Indianapolis	Bob Owchinko
20.	6/21/87	Mark Dougherty	v. Denver (Junction, CO)	Al Jones
21.	8/10/87	Luis Alicea	Denver	Mark Ciardi
22.	8/21/87	Mike Laga	@ Nashville	Mario Soto
23.	8/5/88	Mike Fitzgerald	Buffalo	Randy Kramer
24.	4/12/89	Luis Alicea	Buffalo	Mike Walker
25.	4/17/89	Todd Zeile	Indianapolis	Jay Baller
26.	5/9/90	Ray Lankford	Nashville	Rodney Imes
27.	7/20/90	Rod Brewer	Scranton/WB	Tim Mauser
28.	5/31/91	Julian Martinez	Syracuse	Pat Hentgen
29.	8/20/91	Greg Carmona	Indianapolis	Dave Wainhouse
30.	5/7/92	Ed Fulton	Buffalo	Mark Petkovsek
31.	6/18/92	Rod Brewer	Indianapolis	Bill Risley
32.	7/6/92	Ozzie Canseco	@ Nashville	Tony Menendez
33.	8/16/92	Ozzie Canseco	Indianapolis	Mike LaCoss
34.	9/1/92	Lonnie Maclin	Indianapolis	Bill Risley
35.	6/14/94	Darrel Deak	Oklahoma City	Mike Walker
36.	6/15/94	Phil Stephenson	Oklahoma City	Jose Alberro
37.	7/11/94	Gerald Young	Omaha	Tim Peek
38.	8/26/94	Darrel Deak	@ Omaha	Jeff Parrett
39.	4/28/95	Ray Giannelli	Oklahoma City	Julio Santanna
40.	5/3/95	Ray Giannelli	@ Oklahoma City	Julio Santanna
41.	5/23/95	Geronimo Pena	@ Omaha (G1)	Brian Harrison
42.	5/9/96	Jose Oliva	Nashville	Steve Schrenk
43.	5/18/96	Jose Oliva	New Orleans	Cris Carpenter
44.	6/22/96	Tripp Cromer	@ New Orleans	Joe Slusarski
45.	8/5/96	Mike Gulan	@ Buffalo	Darryl Scot
46.	8/11/96	Micah Franklin	Omaha	Mark Kiefer
47.	4/19/97	Micah Franklin	@ Oklahoma City	Scott Bailes
48.	5/17/97	Tim Costo	@ Nashville	Chris Clemons
49.	5/30/97	Ray Giannelli	Buffalo	Steve Kline
50.	6/23/97	Terry Bradshaw	Omaha	Brian Harrison
51.	8/6/97	Tim Costo	@ Omaha	Jason Grimsley
52.	4/21/98	Brian Banks	@ Charlotte	Matt Mantei
53.	5/31/98	Kevin Barker	Buffalo	Anthony Young
54.	7/5/98	Geoff Jenkins	@ Indianapolis	Joey Eischen
55.	7/17/98	Kevin Barker	@ Norfolk	Brad Clontz
56.	8/24/98	Jorge Brito	@ Charlotte	Rey Mendoza

LOUISVILLE GRAND SLAMS

SINCE 1982

NO.	DATE	PLAYER	OPPONENT	PITCHER
57.	4/10/99	Brandon Cromer	Columbus	Jeff Juden
58.	7/26/99	Mickey Lopez	Buffalo	Jim Brower
59.	8/1/99	Brandon Cromer	Indianapolis	Giovanni Carrara
60.	8/21/99	Robbie Cancel	@ Durham	Dan Wheeler
61.	4/11/00	Mike Bell	@ Richmond	Don Wengert
62.	5/6/00	Kimera Bartee	@ Indianapolis	Mike Busby
63.	6/6/00	Ron Wright	Scranton/WB	Mark Brownson
64.	6/16/00	Jason LaRue	@ Ottawa	Scott Mitchell
65.	7/8/00	Mike Frank	@ Richmond	Luis Rivera
66.	7/18/00	Brooks Kieschnick	Toledo	Steve Sparks
67.	8/19/00	Mike Bell	@ Columbus	Mike Bertotti
68.	5/27/01	Adam Dunn	Syracuse	Pat Daneker
69.	6/24/01	D.T. Cromer	@ Buffalo	Nerio Rodriguez
70.	8/29/01	Damon Buford	@ Toledo	Shane Hearms
71.	4/13/02	Brandon Larson	@ Charlotte	Steve Schrenk
72.	5/6/02	Brandon Larson	@ Buffalo	Heath Murray
73.	5/8/02	Brandon Larson	Rochester	Kris Foster
74.	5/13/02	Kevin Witt	Syracuse	Brian Bowles
75.	4/13/03	Jacob Cruz	Durham	Luis de los Santos
76.	6/4/03	Corky Miller	Richmond	Buddy Hernandez
77.	6/19/03	Brandon Larson	@ Columbus	Andy Beal
78.	8/27/03	Felipe Crespo	@ Columbus	Jorge DePaula
79.	5/8/04	Jim Chamblee	Charlotte	Enemencio Pacheco
80.	5/27/04	Felipe Lopez	Durham	Dicky Gonzalez
81.	6/30/04	Kenny Kelly	@ Richmond	Chuck Smith
82.	4/19/05	Pedro Swann	@ Norfolk	Jae Seo
83.	5/28/05	Alex Fernandez	Syracuse	Michael Nannini
84.	7/25/05	Aaron Holbert	Toledo	John Ennis
85.	4/20/06	Andy Abad	Syracuse	David Purcey
86.	7/8/06	Jesse Gutierrez	Columbus	Mark Corey
87.	4/8/07	Joey Votto	Toledo	Corey Hamman
88.	5/7/07	Ryan Jorgensen	Ottawa	Rick Bauer
89.	5/21/07	Joey Votto	@ Columbus	Felix Diaz
90.	6/4/07	Mark Bellhorn	@ Durham	Jeff Ridgeway
91.	8/9/07	Paul Janish	Indianapolis	Marty McLeary
92.	8/9/07	Aaron Herr	Indianapolis	Josh Sharpless
93.	8/13/07	Jeff Bannon	@ Indianapolis	Jonah Bayliss
94.	4/27/08	Paul Janish	Columbus	Arnie Munoz
95.	5/8/08	Andy Phillips	@ Norfolk	Jon Leicester
96.	5/22/08	Kevin Barker	@ Toledo	Eddie Bonine
97.	6/17/08	Kevin Barker	@ Rochester	Danny Graves
98.	7/1/08	Chris Dickerson	@ Indianapolis	Jason Davis
99.	7/27/09	Kevin Barker	@ Syracuse	Dave Williams
100.	8/6/09	Kevin Barker	@ Rochester	Kevin Mulvey
101.	7/2/10	Yonder Alonso	@ Durham	Joe Bateman
102.	7/27/10	Wladimir Balentien	Charlotte	Matt Zaleski
103.	8/18/10	Devin Mesoraco	Syracuse	Atahualpa Severino
104.	8/19/10	Devin Mesoraco	Syracuse	Andrew Kown
105.	6/5/11	Danny Dorn	@ Columbus	Carlton Smith

GRAND SLAM LEADERS - SINCE 1982

SINGLE SEASON (INDIVIDUAL)	Brandon Larson, 2002	3
SINGLE SEASON (TEAM)	1984, 2000, 2007	7
CAREER	Kevin Barker	6
	Brandon Larson	4
	Jim Adduci	3
	Ray Giannelli	3

TWO HOME RUN GAMES

SINCE 1982

DATE	PLAYER	OPP	DATE	PLAYER	OPP
5/19/82	Mike Calise	@ WIC	4/14/98	Brian Banks	TOL
6/27/82	Joe Desa	IOWA	5/1/98	Brian Banks	@ IND
7/8/82	Kelly Paris	WIC	5/29/98	Scott Krause	RIC
8/15/82	Mike Calise	@ IOWA (G1)	5/31/98	Kevin Barker	BUF
5/13/83	Andy Van Slyke	@ WIC	6/19/98	Kevin Barker	OTT
6/11/83	Jim Adduci	@ IND	7/3/98	Eric Owens	TOL
7/18/83	Jim Adduci	WIC	7/9/98	Geoff Jenkins	CHA
7/21/83	Jim Adduci	@ DEN	7/21/98	Scott Krause	@ TOL
4/18/84	Jim Adduci	@ WIC	9/6/98	Scott Krause	IND
4/19/84	Gary Rajsich	@ WIC	4/19/99	Kevin Barker	@ RMD
6/23/84	Tom Nieto	@ IOWA	4/20/99	Kevin Barker	NOR
7/4/84	Jim Adduci	IND	5/16/99	Brandon Cromer	@ PAW
7/31/84	Gary Rajsich	WIC	5/16/99	Luis Ortiz	@ PAW
6/22/85	Tom Pagnozzi	NAS	5/29/99	Yamil Benitez	ROC
9/2/85	Casey Parsons	IND	6/3/99	Lyle Mouton	CHA
7/28/86	Jim Lindeman	@ OKC (G2)	6/6/99	Lyle Mouton	@ DUR
8/6/86	Duane Walker	OKC	6/8/99	Brandon Cromer	CHA
4/18/87	Mark Dougherty	@ IOWA	7/20/99	Brandon Cromer	NOR
6/20/87	Mike Laga	@ DEN	7/30/99	Lyle Mouton	@ RMD
6/21/87	Mark Dougherty	@ DEN	8/21/99	Brandon Cromer	@ DUR
7/26/87	Tom Pagnozzi	@ DEN	4/11/00	Mike Bell	@ RMD
8/5/87	Mike Laga	@ DEN	5/2/00	Brooks Kieschnick	TOL
8/8/87	Mike Laga	@ OKC	5/2/00	D.T. Cromer	TOL
6/15/88	Mike Fitzgerald	@ ME	5/13/00	Brooks Kieschnick	@ CHA
8/16/88	Mike Fitzgerald	@ DEN	6/14/00	Kimera Bartee	@ SYR
8/31/89	Alex Cole	BUF	6/24/00	Guillermo Garcia	PAW
8/31/89	Leon Durham	BUF	5/2/01	Bill Selby	@ DUR
7/7/90	Ray Lankford	IND	5/21/01	Adam Dunn	@ PAW
8/4/91	Lonnie Maclin	IOWA	6/9/01	Adam Dunn	DUR
5/27/92	Chuck Carr	@ IND	6/14/01	Adam Dunn	BUF
6/8/92	Rod Brewer	DEN	8/1/01	Robin Jennings	NOR
6/14/92	Brian Jordan	@ DEN	8/19/01	Bill Selby	CHA
6/17/92	Tracy Woodson	IND	8/29/01	Corky Miller	@ TOL
7/6/92	Ozzie Canseco	@ NAS	8/29/01	Brandon Larson	@ TOL
7/19/92	Ozzie Canseco	IOWA	4/13/02	Brandon Larson	@ CHA
7/29/92	Ozzie Canseco	@ OMA	4/14/02	Mike Stefanski	@ CHA
8/23/92	Todd Zeile	@ DEN	4/29/02	Kevin Witt	@ SWB
4/16/93	Stan Royer	@ IOWA	5/13/02	Ben Broussard	SYR
4/18/93	Ozzie Canseco	@ OMA	6/11/02	Brandon Larson	SWB
4/27/93	Ozzie Canseco	@ OKC	6/17/02	Brandon Larson	@ NOR
5/15/93	Barry Lyons	@ NAS	4/5/03	Jason Maxwell	@ TOL
6/18/93	Keith Lockhart	BUF	4/27/03	Jacob Cruz	TOL
7/1/93	Ed Fulton	NAS	4/29/03	Brandon Larson	TOL
7/28/93	D. J. Dozier	@ OMA	6/1/03	Emil Brown	@ SYR (G1)
7/28/93	Howard Prager	@ OMA	7/29/03	Wily Mo Pena	TOL
8/16/93	Van Snider	NO	8/23/03	Calvin Pickering	IND
4/8/94	John Mabry	@ IOWA	5/3/04	Jim Chamblee	@ CHA
4/10/94	Darrel Deak	@ OMA	5/3/04	Dane Sardinha	@ CHA
5/14/94	Scott Coolbaugh	OMA	6/3/04	Brandon Larson	@ SWB
6/17/94	Scott Coolbaugh	NO	6/16/04	Jim Chamblee	BUF
6/23/94	Skeets Thomas	@ OKC	6/27/04	Corky Miller	ROC
8/2/94	John Mabry	IND	7/22/04	Rob Stratton	@ OTT
5/10/95	Tracy Woodson	@ IND	7/25/04	Rob Stratton	@ ROC
5/16/95	Domingo Martinez	OMA	8/25/04	Rob Stratton	@ COL
7/14/95	Tracy Woodson	BUF	4/9/05	Rob Stratton	OTT
8/7/95	Dan Cholowsky	@ NAS	6/17/05	Edwin Encarnacion	@ DUR
8/28/95	Ray Giannelli	BUF	7/1/05	Pedro Swann	@ ROC
5/4/96	Jose Oliva	@ OMA	7/16/05	Alex Pelaez	@ CHA
5/31/96	Jose Oliva	IOWA	7/25/05	Alex Fernandez	TOL
8/20/96	Jose Oliva	@ IOWA	4/29/06	Rob Stratton	TOL
7/17/96	Micah Franklin	OKC	6/8/06	Andy Abad	SWB
8/3/96	Mike Gulan	@ BUF	4/24/07	Dewayne Wise	RIC
6/30/97	Eli Marrero	@ OMA	5/14/07	Chad Moeller	SYR
8/6/97	Tim Costo	@ OMA	5/19/07	Dewayne Wise	@ COL

TWO HOME RUN GAMES

SINCE 1982

DATE	PLAYER	OPP	DATE	PLAYER	OPP
5/30/07	Josh Hamilton	@ CHA	7/11/09	Wes Bankston	COL
7/21/07	Jay Bruce	@ PAW	8/28/09	Juan Francisco	COL
7/26/07	Joey Votto	@ SWB	5/23/10	Todd Frazier	SWB
7/29/07	Aaron Herr	DUR	5/30/10	Wladimir Balentien	GWN
8/9/07	Aaron Herr	IND	6/5/10	Luis Terrero	PAW
8/17/07	Joey Votto	@ CHA	7/6/10	Juan Francisco	IND
8/18/07	Joey Votto	@ CHA	7/15/10	Juan Francisco	LHV
5/25/08	Andy Green	@ TOL	7/20/10	Michael Griffin	@CHA
6/5/08	Alvin Colina	TOL	7/23/10	Wladimir Balentien	@GWN
6/24/08	Adam Rosales	ROC	8/4/10	Michael Griffin	@COL
7/3/08	Alvin Colina	IND	8/24/10	Wladimir Balentien	IND
7/29/08	Kevin Barker	@ CHA	9/3/10	Michael Griffin	@IND
7/29/08	Kevin Barker	@ CHA	5/8/11	Todd Frazier	@ BUF
8/27/08	Luis Bolivar	@ IND	6/4/11	Brent Clevlen	vs. COL
8/29/08	Kevin Barker	@ IND	6/21/11	Juan Francisco	vs. PAW
4/26/09	Kevin Barker	@ TOL	8/2/11	Jeremy Hermida	@ PAW
5/11/09	Danny Dorn	SWB	8/23/11	Devin Mesoraco	vs. TOL
6/22/09	Darnell McDonald	GWN			

* Both of John Maxwell's home runs on 4/5/03 at Toledo occurred in 2nd inning

THREE HOME RUN GAMES

SINCE 1982

DATE	PLAYER	OPP	DATE	PLAYER	OPP
6/22/87	Tom Pagnozzi	OKC	7/2/96	Jose Oliva	BUF
8/25/87	Dan Driessen	@ BUF	7/5/05	Austin Kearns	@ IND

INDIVIDUAL LEADERS

MULTI HOME RUN GAMES (SEASON) Brandon Cromer (1999) 4

MULTI HOME RUN GAMES (CAREER) Kevin Barker 7

TEAM HIGHS

MULTI HOME RUN GAMES (SEASON)	1999	11
	2007	10
	2010	10
	1998	9
	1993	9
	2008	8
	2003	8
	2001	8
	1992	8
	1987	8

MULTI HOME RUN GAMES (BY DECADE)	2010's	15
	2000's	64
	1990's	58
	1980's	29

INSIDE-THE-PARK HOME RUNS

LOUISVILLE SLUGGER FIELD ERA (2000-PRESENT)

BY LOUISVILLE

DATE	PLAYER	OPP
4/17/04	Reggie Taylor	NOR
8/21/09	Chris Heisey	@ IND
7/30/10	Wilkin Castillo	vs CHA
8/10/11	Kristopher Negrón	@ TOL

BY OPPONENTS

DATE	PLAYER	SITE
6/22/01	Karim Garcia (BUF)	Buffalo
8/7/06	Craig Stansberry (IND)	LSF

TRIPLE-A ALL-STAR GAMES

YEAR	DATE	SCORE	LOCATION	STADIUM
1988	July 15	AL 2, NL 1	Buffalo, NY	Pilot Field
1989	July 12	NL 8, AL 3	Columbus, OH	Cooper Stadium
1990	July 11	NL 8, AL 5	Las Vegas, NV	Cashman Field
1991	<i>July 10</i>	<i>NL 6, AL 5</i>	<i>Louisville, KY</i>	<i>Cardinal Stadium</i>
1992	July 5	AL 2, NL 1	Richmond, VA	The Diamond
1993	July 14	NL 14, AL 3	Albuquerque, NM	Sports Stadium
1994	July 13	NL 8, AL 5	Nashville, TN	Greer Stadium
1995	July 12	AL 9, NL 0	Moosic, PA	Lackawanna Co. Stadium
1996	July 10	NL 2, AL 1	Salt Lake City, UT	Franklin Quest Field
1997	July 9	AL 5, NL 3	Des Moines, IA	Sec Taylor Stadium
1998	July 8	IL 8, PCL 4	Norfolk, VA	Harbor Park
1999	July 14	PCL 9, IL 5	New Orleans, LA	Zephyr Field
2000	July 11	PCL 8, IL 2	Rochester, NY	Frontier Field
2001	July 11	PCL 9, IL 5	Indianapolis, IN	Victory Field
2002	July 10	PCL 5, IL 0	Oklahoma City, OK	Bricktown Ballpark
2003	July 16	IL 13, PCL 9	Memphis, TN	Autozone Park
2004	July 14	IL 4, PCL 3	Pawtucket, RI	McCoy Stadium
2005	July 13	PCL 11, IL 5	Sacramento, CA	Raley Field
2006	July 12	IL 6, PCL 0	Toledo, OH	Fifth Third Field
2007	July 11	IL 7, PCL 5	Albuquerque, NM	Isotopes Park
2008	<i>July 16</i>	<i>PCL 6, IL 5</i>	<i>Louisville, KY</i>	<i>Louisville Slugger Field</i>
2009	July 15	IL 6, PCL 5	Portland, OR	PGE Park
2010	July 14	IL 2, PCL 1	Allentown, PA	Coca-Cola Park
2011	July 13	IL 3, PCL 0	Salt Lake City, UT	Spring Mobile Ballpark
2012	July 11	IL vs, PCL	Buffalo, NY	Coca-Cola Field

SERIES RECORDS

NL 6, AL 4 (1988-97)

IL 7, PCL 6 (1998-Present)

LOUISVILLE ALL-STARS

1988	Dave Rajsich, LHP	2002	Raul Gonzalez, OF; Brandon Larson, INF; Kevin Witt, DH;
1989	Todd Zeile, C		Dave Miley, Manager; John Young, Trainer
1990	Bernard Gilkey, OF; Ken Hill, RHP; Mike Perez, RHP	2003	Brandon Larson, INF; Emil Brown, OF (injured)
1991	Tim Sherrill, LHP; Ray Stephens, C	2004	Dane Sardinha, C; Rick Burleson, Coach
1992	Rod Brewer, OF; Rene Arocha, RHP	2005	Edwin Encarnacion (MVP), INF
1993	Keith Lockhart, INF; Steve Dixon, LHP; Tripp Cromer, INF; Allen Watson, LHP	2006	Chris Denorfia, OF
1994	Steve Dixon, LHP; Gary Buckels, RHP; Allen Battle, INF; Scott Coolbaugh, INF; Joe Pettini, Coach	2007	Phil Dumatrait, LHP; Jeff Keppinger, INF; Joey Votto, INF
1995	Cory Bailey, RHP	2008	Jon Adkins, RHP; Ryan Hanigan, C; Rick Sweet, Coach; Chris Lapole, Trainer
1996	Dmitri Young, INF; Matt Arrandale, RHP	2009	Justin Lehr, RHP; Drew Stubbs, OF; Rick Sweet, Manager
1997	Eli Marrero, C	2010	Chris Valaika, INF; Travis Wood, LHP
1998	Ron Belliard, 2B; Scott Krause, OF	2011	Yonder Alonso, OF; Zack Cozart, IF; Jeremy Hermida, OF; Devin Mesoraco, C
1999	Kyle Peterson, RHP		
2000	Chris Sexton, INF; Brooks Kieschnick, OF; Jason LaRue, C		
2001	Adam Dunn (MVP), OF; Raul Gonzalez, OF; Chris Sheff, OF		

SINGLE-GAME HITTING RECORDS

SINCE 1982

TEAM HITTING

MOST RUNS	21	9/1/03 vs. COL
MOST RUNS, OPP	21	8/2/98 @ COL
MOST RUNS (INNING)	16	5/9/90 vs. NAS
MOST RUNS (INNING), OPP	9 (9X)	Last: 5/14/05 vs. RMD
MOST HITS	24	5/3/10 @ BUF
MOST HITS, OPP	23	6/7/05 vs. CHA
MOST HOME RUNS	6	7/1/93 vs. NAS 6/16/00 @ OTT 8/29/01 @ TOL
MOST HOME RUNS, OPP	8	7/12/02 @ PAW
MOST HR (INNING)	4	6/16/00 @ OTT
MOST HR (INNING), OPP	3 (7X)	Last: 7/12/02 @ PAW
MOST STOLEN BASES	7	7/2/83 vs. IOWA 6/16/88 @ PAW
MOST STOLEN BASES, OPP	7	7/1/83 vs. IOWA 8/27/91 vs. BUF

INDIVIDUAL HITTING

MOST HITS	6	Mark Budzinski, 6/6/03 vs. RMD
	5 (18X)	Last: Dave Sappelt 8/21/10 @ IND
MOST HITS, OPP	6	Ramon Martinez (TOL), 4/26/05 Billy McCarthy (RIC), 5/14/05
MOST HITS (INNING)	3	Bernard Gilkey, 5/9/90 vs. NAS
MOST RUNS	5 (4X)	Gene Dotson, 7/12/83 vs. DEN Bill Lyons, 5/1/84 @ OMA Fred Manrigue, 8/27/86 vs. IND Chad Huffman, 4/21/11 at COL
MOST DOUBLES	4	Zack Cozart, 4/30/11 vs. NOR
MOST TRIPLES	2 (14X)	Andy Van Slyke, 5/6/83 @ IND; John Morris, 7/26/86 @ DEN; Bill Lyons, 5/27/88 @ SYR; Jim Lindeman, 8/17/88 @ DEN; Alex Cole, 9/1/88 vs. IND; Greg Jelks, 5/12/89 vs. IOWA; Rod Brewer, 8/30/90 vs. SYR; Curt Ford, 9/5/92 @ IND; Van Snider, 7/30/93 (G1) vs. IND; Terry Bradshaw, 5/4/95 @ OMA; Jeff Berblinger, 6/24/97 @ OMA; Greg Martinez, 5/31/98 vs. BUF; Deion Sanders, 4/9/01 vs. COL; Ray Olmedo 4/29/04 @ IND; Luis Bolivar, 8/27/09 vs. COL
MOST HOME RUNS	3	Tom Pagnozzi, 6/22/87 vs. OKC; Dan Driessen, 8/25/87 vs. BUF; Jose Oliva, 7/2/96 vs. BUF; Austin Kearns, 7/5/05 @ IND
MOST HOME RUNS, OPP	4	Wade Rowden, 6/9/87 @ IOWA
MOST RBI	8	Mark Dougherty, 6/21/87 vs. DEN
MOST RBI, OPP	10	Chad Huffman, 4/21/11 @ COL
MOST STOLEN BASES	5	Vince Coleman, 8/7/84 @ DEN (G1)
HIT FOR CYCLE	4X	Stan Royer, 7/19/91 vs. DEN; David Bell, 8/11/95 vs. IOWA; Anderson Machado, 5/18/07 @ TOL; Chris Dickerson, 7/26/07 @ SWB

SINGLE-GAME PITCHING RECORDS

SINCE 1982

INDIVIDUAL PITCHING

MOST STRIKEOUTS	15	Ken Hill, 5/10/90 vs. IND Homer Bailey, 4/26/09 @ TOL
MOST STRIKEOUTS, OPP	17	Les Walrond, 7/6/08 @ LHV
LONGEST WIN STREAK	9	Ralph Citarella, 4/13/84 - 6/13/84
LONGEST LOSING STREAK	9	Kurt Kepshire, 5/2/86 - 6/28/86
NO HITTERS	1X	Larry Luebbers, 5/14/00 (G1) @ CHA
ONE HITTERS (9 INNINGS)	6X	Ralph Citarella, 4/19/82 vs. IOWA Kevin Hagan, 7/11/83 vs. DEN Lee Tunnell, 6/21/88 vs. ME Tom Urbani (7) + Lee Guetterman (2), 5/25/93 vs. OKC Luke Hudson (7) + Scott MacRae (2), 7/15/02 @ ROC Tom Shearn (6) + Brad Salmon (2) + Scott Chiasson (1), 9/3/06 vs. IND
ONE HITTERS (7 INNINGS)	6X	Andy Rincon, 6/5/82 (G1) @ OKC Rick Buonantony, 8/5/86 vs. OKC Paul Anderson + Steve Dixon + Willie Smith, 7/8/94 (G1) vs. IOWA Jesus Sanchez + Ryan Wagner, 6/6/04 (G2) @ SWB Steve Kelly, 5/17/07 (G1) @ TOL Tom Shearn + Tyler Pelland + Ricky Stone, 4/5/08 (G2) @ SYR
NO HITTERS, OPP	4X	Kevin Mmahat, 7/5/91 vs. COL Pedro Martinez (5.2) + Felix Rodriquez (.1) + Scott Service (1), 5/27/97 vs. IND (G2) Robert Ellis, 6/6/04 (G2) @ SWB Todd Redmond, 5/28/10 vs. GWI Pat Perry, 1984 Mark Clark, 1992 Scott Winchester, 2001
CONSECUTIVE SCORELESS INNINGS	29.1 28.1 21.1	Rick Ownbey, 7/8/83 @ WIC Chuck Malone, 7/21/90 vs. SWB Al Olmstead, 8/10/82 @ EVA
MOST WALKS	9	Justin Germano, 7/14/06 vs. NOR (susp. game resumed on 7/15)
MOST WALKS, OPP	10	
MOST INNINGS (STARTER)	11	
MOST INNINGS (RELIEVER)	7.1	
MOST INNINGS (STARTER), OPP	11	Jeff Conner, 6/22/88 @ NAS



Homer Bailey

MISCELLANEOUS RECORDS

SINCE 1982

LONGEST WINNING STREAK	12	5/18/03 - 5/31/03
	11	7/22/10 - 8/3/10
LONGEST LOSING STREAK	11	8/3/00 - 8/13/00
LONGEST GAME (INNINGS)	18	6/6/03 vs. RMD 5/9/11 at ROC
LONGEST GAME TIME (9 INNINGS)	3:47	4/6/00 @ NOR
LONGEST GAME TIME (EXTRA)	5:23	6/6/03 vs. RMD
FASTEST GAME TIME (9 INNINGS)	1:42	8/5/93 @ BUF 4/17/96 vs. NAS
FASTEST GAME TIME (7 INNINGS)	1:21	8/19/95 @ IND (G1) 7/15/96 vs. OKC (G1)
LARGEST CROWD (HOME)	34,984	4/27/90 vs. IOWA
SMALLEST CROWD (HOME)	781	4/16/86 vs. NAS
LARGEST CROWD (ROAD)	32,926	5/25/84 vs. DEN
SMALLEST CROWD (ROAD)	150	4/9/90 @ DEN
MOST ERRORS	6	6/18/93 vs. EVA (G2) 8/26/95 @ OMA 6/26/98 @ OTT
MOST ERRORS, OPP	7	8/5/83 @ OMA
MOST DOUBLE PLAYS	5 (12X)	7/7/85 @ IND 8/15/85 vs. IND 8/29/92 @ NAS 5/28/95 vs. IND 6/14/95 vs. NO 5/16/96 vs. NAS 6/24/01 @ BUF 9/1/03 vs. COL 5/11/04 vs. CHA 5/17/05 @ BUF 5/12/10 vs BUF 6/30/11 vs. GWN
MOST DOUBLE PLAYS, OPP	5 (4X)	8/21/99 @ DUR 5/5/01 @ CHA 8/23/01 @ TOL 4/18/02 vs. DUR
TRIPLE PLAYS	3X	8/2/89 @ DEN (G2) 7/10/93 vs. IND 7/20/05 @ PAW
LONGEST RAIN DELAYS	4:20	6/27/00 vs. PAW
	2:33	4/20/06 vs. SYR
	2:28	5/13/02 vs. SYR
	2:20	5/6/09 vs. ROC
	2:15	6/6/03 vs. RMD

LOUISVILLE AWARD WINNERS SINCE 1982

LEAGUE MOST VALUABLE PLAYER

PLAYER	YEAR	LEAGUE
Lance Johnson	1987	American Association
Raul Gonzalez	2002	International League

LEAGUE ROOKIE OF THE YEAR

PLAYER	YEAR	LEAGUE
Lance Johnson	1987	American Association
Todd Zeile	1989	American Association
Joey Votto	2007	International League

LEAGUE MANAGER OF THE YEAR

MANAGER	YEAR	LEAGUE
Jim Fregosi	1992	American Association
Jim Fregosi (co-winner)	1985	American Association
Rick Sweet	2008	International League
Rick Sweet	2009	International League

LEAGUE PITCHER OF THE YEAR

PLAYER	YEAR	LEAGUE
Rene Arocha	1992	American Association
Justin Lehr	2009	International League

LEAGUE RELIEVER OF THE YEAR

PLAYER	YEAR	LEAGUE
Willie Smith	1994	American Association
Cory Bailey	1995	American Association

MINOR LEAGUE PLAYER OF THE YEAR

PLAYER	YEAR	PUBLICATION
Todd Zeile	1989	USA Today
Adam Dunn	2001	Sporting News
Jay Bruce	2007	Baseball America

MARY E. BARNEY TEAM MVP

YEAR	PLAYER
2006	Norris Hopper
2007	Joey Votto
2008	Jon Adkins, Kevin Barker
2009	Kevin Barker
2010	Zack Cozart
2011	Devin Mesoraco

POSTSEASON ALL-STARS

YEAR	PLAYER	YEAR	PLAYER
1982	Kelly Paris, SS	1996	Dimitri Young, 1B
1983	Jeff Doyle, INF	1997	Eli Marrero, C
1984	Jose Gonzalez, SS; Vince Coleman, OF; Gary Rajsich, DH	1998	Ron Belliard, 2B
1987	Lance Johnson, OF; Tom Pagnozzi, C; Paul Cherry, LHP	2000	Chris Sexton, SS
1989	Todd Zeile, C	2002	Raul Gonzalez, OF; Kevin Witt, DH
1990	Bernard Gilkey, OF; Ray Lankford, OF	2003	Brandon Larson, 3B
1992	Chuck Carr, OF; Rene Arocha, RHP	2005	Edwin Encarnacion, 3B
1993	Keith Lockhart, 3B	2006	Norris Hopper, OF
1994	Tripp Cromer, SS; Allen Battle, Willie Smith RP	2007	Aaron Herr, UT; Joey Votto, 1B
1995	Tracy Woodson, 3B; Cory Bailey, RP	2008	Ryan Hanigan, C
		2010	Chris Valaika, 2B; Wladimir Balentien, OF
		2011	Zack Cozart, SS; Devin Mesoraco, C

LOUISVILLE SLUGGER FIELD ATTENDANCE

YEAR	DATES	TOTAL	AVERAGE	HIGH
2000	72	685,863	9,526	13,242
2001	70	649,243	9,275	13,131
2002	72	658,856	9,151	13,131
2003	70	651,510	9,307	13,131
2004	69	648,092	9,392	13,131
2005	70	643,466	9,192	13,131
2006	71	652,692	9,193	14,123
2007	71	653,915	9,210	13,131
2008	69	631,457	9,152	13,131
2009	70	612,525	8,750	13,131
2010	72	613,020	8,634	13,131
2011	69	601,372	8,716	13,131
Total	845	7,702,011	9,114	Louisville Slugger Field

YEAR-BY-YEAR TEAM STATS

SINCE 1982

YEAR	EXTRA INN.		1-RUN GAMES		SHUTOUTS	
	WON	LOST	WON	LOST	WON	LOST
1982	6	4	23	20	6	6
1983	9	11	25	25	9	5
1984	8	10	23	29	8	10
1985	12	9	30	27	7	12
1986	1	6	17	25	9	11
1987	4	4	18	17	8	3
1988	2	6	24	17	8	12
1989	6	5	22	23	11	6
1990	3	2	29	26	11	13
1991	1	9	16	30	12	14
1992	7	5	27	16	13	9
1993	7	7	20	23	5	10
1994	5	3	18	13	7	8
1995	8	5	28	26	8	10
1996	9	5	28	22	5	16
1997	6	10	14	30	3	13
1998	4	8	17	24	7	5
1999	6	8	19	24	7	5
2000	5	8	16	21	7	3
2001	12	7	26	23	10	5
2002	6	4	24	18	10	6
2003	6	2	28	18	7	6
2004	2	6	15	20	9	11
2005	6	7	17	15	9	7
2006	8	4	23	19	12	10
2007	9	14	22	28	8	12
2008	7	7	21	16	13	9
2009	6	7	22	18	15	8
2010	3	7	20	19	13	10
2011	9	8	22	27	4	6
TOTAL	183	198	654	659	261	261
PCT.		.480		.498		.500

FIELDING STATISTICS

YEAR	GAMES	ERRORS	DP	PCT.
1982	135	120	134	.976
1983	135	170	147	.967
1984	155	140	144	.976
1985	142	114	128	.979
1986	142	152	147	.971
1987	140	138	135	.974
1988	142	114	126	.979
1989	145	150	120	.973
1990	146	150	139	.972
1991	143	140	153	.974
1992	143	145	120	.973
1993	144	115	141	.979
1994	142	102	106	.987
1995	144	147	102	.972
1996	144	140	129	.975
1997	143	122	137	.977
1998	144	150	137	.973
1999	144	140	144	.974
2000	144	126	127	.977
2001	144	138	140	.975
2002	144	117	132	.979
2003	143	123	152	.977
2004	144	144	150	.973
2005	144	111	135	.979
2006	143	119	151	.978
2007	144	137	157	.975
2008	144	105	128	.981
2009	142	127	113	.976
2010	143	96	151	.982
2011	144	109	127	.980
TOTAL	4296	3901	4052	

LOUISVILLE ALL-TIME BATTING

SINCE 1982

YEAR	AB	H	AVG	R	HR	K	2B	3B
1982	4,477	1,184	.264	674	117	809	208	36
1983	4,605	1,307	.284	771	109	758	245	50
1984	5,033	1,345	.267	697	102	818	273	46
1985	4,609	1,103	.239	569	71	691	214	30
1986	4,572	1,199	.262	644	90	724	218	40
1987	4,799	1,389	.290	812	134	787	302	43
1988	4,660	1,108	.238	524	51	779	211	36
1989	4,866	1,259	.259	624	89	782	221	40
1990	4,615	1,156	.250	564	54	707	202	47
1991	4,666	1,123	.241	514	85	939	203	34
1992	4,628	1,213	.262	615	112	775	221	34
1993	4,884	1,308	.268	639	139	878	256	32
1994	4,744	1,273	.268	697	131	872	294	41
1995	4,697	1,217	.259	617	122	933	245	27
1996	4,708	1,178	.250	583	145	912	215	37
1997	4,724	1,195	.253	611	130	953	220	39
1998	4,886	1,354	.277	792	159	1,009	259	54
1999	4,893	1,299	.265	731	166	1,003	265	36
2000	4,951	1,350	.273	748	157	854	305	28
2001	4,978	1,380	.277	728	127	957	296	29
2002	4,989	1,387	.278	699	133	870	282	24
2003	4,788	1,265	.264	690	113	937	256	22
2004	4,758	1,269	.267	694	122	1,060	258	42
2005	4,926	1,316	.267	615	109	1,069	297	36
2006	4,749	1,283	.270	578	96	844	240	24
2007	4,857	1,282	.264	656	129	1,117	247	34
2008	4,944	1,337	.270	717	125	1,178	273	60
2009	4,810	1,267	.263	649	129	976	271	39
2010	4,926	1,338	.272	708	160	1,072	314	34
2011	4,936	1,315	.266	654	146	1,085	288	26
YEAR	RBI	SF	BB	SB/CS	SLG	HBP	IBB	OBP
1982	615	30	509	112/56	.405	32	22	.342
1983	713	40	520	133/66	.430	31	26	.357
1984	647	53	515	180/96	.401	35	27	.337
1985	509	52	517	133/51	.345	42	25	.319
1986	588	41	479	137/64	.386	32	25	.334
1987	742	46	558	122/56	.454	34	50	.364
1988	463	32	452	158/60	.331	18	24	.306
1989	575	41	494	94/44	.375	29	17	.328
1990	502	45	519	123/88	.350	49	35	.330
1991	483	29	517	82/63	.353	38	17	.320
1992	569	37	448	96/41	.397	37	25	.330
1993	600	38	412	40/38	.419	32	30	.327
1994	641	27	491	67/54	.430	40	31	.340
1995	570	46	474	113/54	.401	49	31	.330
1996	545	25	387	100/60	.404	36	50	.311
1997	560	33	479	93/65	.399	41	15	.325
1998	735	36	519	190/73	.450	63	22	.352
1999	686	43	492	168/47	.436	47	20	.336
2000	701	48	502	86/45	.444	55	27	.343
2001	673	42	432	75/49	.425	72	25	.341
2002	668	49	454	57/43	.424	56	30	.342
2003	628	51	447	116/40	.398	52	16	.330
2004	654	52	448	110/51	.416	72	12	.336
2005	576	33	365	98/29	.408	60	27	.323
2006	524	35	399	103/36	.391	50	23	.331
2007	627	43	511	102/33	.408	46	29	.337
2008	681	62	419	110/37	.426	83	29	.334
2009	607	51	390	132/34	.416	48	20	.322
2010	667	45	397	124/35	.447	54	15	.330
2011	619	47	431	68/23	.424	71	29	.331

LOUISVILLE ALL-TIME PITCHING

SINCE 1982

YEAR	IP	R	ER	ERA	CG	HR	SV
1982	1,165.2	648	566	4.37	33	122	28
1983	1,188.0	653	563	4.27	23	126	32
1984	1,322.1	652	571	3.89	41	117	34
1985	1,252.2	568	488	3.51	22	95	39
1986	1,189.0	634	550	4.16	23	72	30
1987	1,213.0	705	624	4.63	15	142	44
1988	1,240.2	629	557	4.04	6	89	39
1989	1,270.0	628	530	3.76	6	86	39
1990	1,255.2	591	528	3.78	13	123	40
1991	1,240.0	697	620	4.50	9	93	28
1992	1,221.0	606	518	3.82	16	102	28
1993	1,256.1	671	593	4.25	13	137	31
1994	1,236.2	694	628	4.57	8	110	48
1995	1,241.0	623	522	3.79	10	106	42
1996	1,234.0	741	652	4.76	8	138	36
1997	1,243.0	651	586	4.24	9	139	30
1998	1,263.2	702	624	4.44	2	145	38
1999	1,271.2	868	765	<i>5.41</i>	2	171	33
2000	1,277.0	698	611	4.31	5	116	36
2001	1,287.0	632	556	3.89	8	136	46
2002	1,288.0	671	610	4.26	2	138	35
2003	1,243.2	630	564	4.08	4	92	38
2004	1,233.0	674	600	4.38	5	123	33
2005	1,265.2	716	639	4.54	0	131	35
2006	1,244.2	567	495	3.58	2	119	40
2007	1,275.1	591	591	3.73	2	95	40
2008	1,292.1	616	569	3.96	3	123	56
2009	1,259.0	555	484	3.46	6	129	52
2010	1,270.2	583	531	3.76	2	109	42
2011	1,280.0	641	570	4.01	1	110	40

YEAR	SO	WP	HBP	BB	IBB	BK	H
1982	662	62	35	467	26	-	1,168
1983	708	63	36	513	35	-	1,185
1984	934	58	30	580	40	-	1,236
1985	856	58	37	553	20	-	1,103
1986	713	66	41	552	31	-	1,194
1987	792	67	19	497	29	-	1,294
1988	737	64	32	484	37	-	1,239
1989	823	56	40	493	32	-	1,228
1990	855	51	51	454	17	-	1,185
1991	714	73	39	502	55	-	1,390
1992	732	46	46	401	30	-	1,268
1993	815	66	43	432	38	-	1,311
1994	934	99	76	494	33	-	1,266
1995	840	60	45	406	41	5	1,208
1996	895	64	55	467	50	8	1,297
1997	944	54	56	465	28	8	1,260
1998	945	65	55	519	24	5	1,294
1999	929	70	65	586	23	5	1,361
2000	880	62	34	529	20	6	1,321
2001	912	66	60	382	18	2	1,326
2002	1,005	54	55	433	19	5	1,342
2003	846	38	44	349	9	7	1,357
2004	1,010	56	59	517	17	5	1,260
2005	1,012	61	58	450	27	6	1,356
2006	916	55	58	436	17	6	1,248
2007	960	48	48	430	12	9	1,272
2008	1,027	55	45	416	18	7	1,277
2009	1,009	41	46	396	7	6	1,223
2010	1,034	69	64	416	6	5	1,223
2011	995	47	45	431	7	7	1,318

THE LAST TIME THE BATS...

INDIVIDUAL

TWO HOME RUN GAME	8/23/11 vs. TOL (W, 10-3) Devin Mesoraco
THREE HOME RUN GAME	7/5/05 @ IND (W, 15-11) Austin Kearns
HIT FOR THE CYCLE	7/26/07 vs. SWB (W, 13-7) Chris Dickerson
GRAND SLAM	6/5/11 @ COL (W, 11-5) Danny Dorn
PINCH-HIT HOME RUN	9/1/10 @ TOL (W, 8-3) Michael Griffin
HOME RUN BY A PITCHER	6/11/11 @ LHV (L, 8-7/13) Daryl Thompson
LEADOFF HOME RUN	8/25/11 vs. LHV (W, 6-5) Kristopher Negrón
INSIDE-THE-PARK HOME RUN	8/10/11 at TOL (L, 6-4) Kristopher Negrón
SIX HITS IN A GAME	6/6/03 vs. RIC (W, 4-3, F/18) Mark Budzinski
TWO TRIPLES IN A GAME	8/27/09 vs. COL (L, 7-2) Luis Bolívar
FOUR DOUBLES IN A GAME	4/30/11 vs. NOR (W, 10-1) Zack Cozart
THREE STOLEN BASES IN A GAME	8/9/10 @ TOL (W, 6-5) Zack Cozart

TEAM

FIVE HOME RUN GAME	7/20/10 @ CHA (W, 8-4) Michael Griffin (2), Juan Francisco, Chris Denove, Wladimir Balentien
SIX HOME RUN GAME	8/29/01 @ TOL (W, 16-6) Corky Miller (2), Brandon Larson (2), Ruben Mateo, Damon Buford
THREE HOME RUN INNING	7/20/10 at CHA (W, 8-4) 8th Inning, Chris Denove, Michael Griffin, Wladimir Balentien
BACK-TO-BACK HOME RUNS	8/23/11 at TOL (W, 10-3) 7th Inning, Devin Mesoraco, Danny Dorn
THREE CONSECUTIVE HOME RUNS	5/13/02 vs. SYR (W, 13-7) Brandon Larson, Donny Leon, Ben Broussard
TRIPLE PLAY	7/20/05 @ PAW (W, 6-5, F/10) 2nd Inning, with Kelly Shoppach at second base and Mike Lockwood at first, Jeff Bailey hits into 5-4-3 triple play, 3B Edwin Encarnacion to 2B Alex Pelaez to 1B Ricky Bell

LOUISVILLE ALL-TIME ROSTER



IL / HISTORY

Corky Miller enters the 2012 season as the Louisville franchise active leader in games played with 390.

LOUISVILLE ALL-TIME ROSTER

SINCE 1982

Abad, Andy	'06	Barton, Brian	'11
Abreau, Frank	'92	Batchelor, Richard	'94, '95, '96, '97
Acevedo, Jose	'02, '03, '05	Battle, Allen	'94, '95
Adducci, Jim	'83, '84	Battle, Howard	'00
Adkins, Jon	'08, '10	Bautista, Jose	'97
Adkins, Tim	'03	Beanblossom, Brad	'92
Agostinelli, Sal	'87, '88	Beattie, Andrew	'01, '03
Alba, Gibson	'88, '89, '90	Beck, Greg	'98, '99
Aldrete, Rich	'92	Belisle, Matt	'03, '04, '06*, '07, '08
Alicea, Luis	'87, '88, '89, '90, '91, '92*	Bell, David	'95, '96, '97*
Almanzar, Carlos	'02, '03	Bell, Mike	'00
Alonso, Yonder	'10, '11	Bell, Rick	'05
Alvarado, Carlos	'06	Bell, Rob	'00, '01
Alviso, Jerome	'04	Bellhorn, Mark	'07
Anderson, Bryan	'01	Belliard, Ron	'98, '99
Anderson, Drew M.	'05, '08	Beltran, Rigo	'94, '95, '96, '97
Anderson, Drew T.	'08	Benes, Alan	'94, '95
Anderson, Jimmy	'03	Benes, Andy	'97*
Anderson, Josh	'10	Benitez, Yamil	'99
Anderson, Mike	'85	Bentz, Chad	'06
Anderson, Paul	'93, '94	Berblinger, Jeff	'97
Andreopoulos, Alex	'99	Bere, Jason	'99
Andrews, Clayton	'01	Bergolla, William	'05, '06
Arnold, Scott	'88, '89, '90	Berry, Quintin	'11
Arnsberg, Brad	'93	Bevel, Bobby	'03
Arocha, Rene	'92	Bibby, Jim	'84
Arrandale, Matt	'96, '97	Bjorkman, George	'82
Arredondo, Jose	'10, '11*	Boever, Joe	'85, '86, '87
Asadoorian, Rick	'05	Bohanon, Brian	'02
Atchley, Justin	'00, '01, '02	Bolivar, Luis	'07, '08, '09
Atencio, Greg	'09	Bonaparte, Elijah	'83
Augustine, Jerry	'84	Bong, Jung Keun	'04
Aurilia, Rich	'05*	Booker, Chris	'04, '05
Austin, Jeff	'03	Booker, Rod	'84, '86, '87, '88, '89
Austin, Pat	'90	Boone, Aaron	'01*
Averette, Robert	'00	Borowski, Joe	'99
Aversa, Joe	'95	Boscan, J.C.	'07
Avery, James	'06, '10	Botelho, Derek	'88
Aybar, Manny	'96, '97, '00	Boxberger, Brad	'11
Ayer, Jack	'83, '84, '85, '86, '87	Bradford, Larry	'82
		Bradshaw, Terry	'94, '95, '96, '97
Badorek, Mike	'96, '97	Bragg, Darren	'04
Baez, Federico	'09, '10	Branyan, Russell	'03*
Baez, Kevin	'03	Braun, Steve	'86
Bailey, Cory	'95, '96	Bray, Bill	'07, '08, '09, '10
Bailey, Homer	'07, '08, '09, '10, '11*	Brewer, Rod	'90, '91, '92
Baine, Tom	'89	Brito, Jose (Oscar)	'82, '83
Baker, Ernie	'91	Brito, Jorge	'98, '99
Baker, Steve	'84	Broussard, Ben	'01+, '02
Ballard, Jeff	'92	Brower, Jim	'01, '08
Bale, John	'03	Brown, Emil	'03
Balenticien, Wladimir	'10	Bruce, Jay	'07, '08, '09*
Banks, Brian	'98, '99	Brummer, Glenn	'82, '84
Bankston, Wes	'09	Bruksch, Jeff	'05
Bannon, Jeff	'05, '06, '07	Buanontony, Rich	'86, '87, '88
Barber, Brian	'93, '94, '95, '96, '97	Buchanan, Brian	'06
Bargar, Greg	'86, '87, '88	Buckels, Gary	'93, '94, '95
Barker, Kevin	'98, '99, '08, '09	Budzinski, Mark	'03
Barnes, Skeeter	'87	Buford, Damon	'01
Bartee, Kimera	'00	Bumatay, Mike	'07

* MEDICAL REHABILITATION

+ PLAYOFFS ONLY*

LOUISVILLE ALL-TIME ROSTER

SINCE 1982

Burke, Chris	'10	Cole, Alex	'86, '88, '89
Burnham, Gary	'04	Coleman, Michael	'03
Burns, Mike	'06	Coleman, Vince	'84, '85
Burris, Ray	'86	Colina, Alvin	'08
Burton, Jared	'07, '08*, '09, '10, '11	Collier, Lou	'99
Busby, Mike	'95, '96, '97	Compres, Fidel	'91, '93
Byers, Randell	'89	Conroy, Tim	'86, '87*, '88
		Converse, Jim	'99
Cabrera, Jolbert	'08	Conway, Dan	'07
Caceres, Wilmy	'03	Cook, David	'11
Cadaret, Greg	'95	Cook, Mike	'92
Cairns, Troy	'03	Coolbaugh, Scott	'94
Calderon, Jose	'87	Cordova, Jorge	'02
Calise, Mike	'82, '83	Cormier, Rheel	'90, '91, '92, '94*
Camacho, Ernie	'90	Cornett, Brad	'98
Cancel, Robbie	'99	Corona, John	'91
Canseco, Ozzie	'92, '93	Correia, Rod	'96
Cantu, Jorge	'07	Cortes, Jorge	'03
Caraballo, Ramon	'95	Costanzo, Mike	'10, '11
Carmona, Greg	'91, '92	Costello, John	'87, '88, '89*
Carpenter, Brian	'97	Costo, Tim	'97
Carpenter, Cris	'88, '89, '90, '95	Coughlin, Kevin	'97
Carr, Chuck	'92	Coutlangus, Jon	'06, '07
Carroll, Scott	'11	Cox, Danny	'83, '84, '88*, '90*
Casey, Sean	'02*	Cozart, Zack	'10, '11
Castaneda, Nick	'91	Creek, Doug	'93, '94, '95
Castellano, John	'06	Crespo, Felipe	'03
Castillo, Wilkin	'08, '09, '10	Cromer, Brandon	'99
Castro, Jose	'11	Cromer, D.T.	'00, '01
Castro, Juan	'00, '02*, '03*, '04*	Cromer, Tripp	'92, '93, '94, '96
Cedeno, Cesar	'86	Crosby, Bubba	'07
Cerros, Juan	'03, '04	Crosby, Todd	'90, '91
Cesar, Dionys	'04	Croushore, Rick	'97, '03
Chamblee, Jim	'03, '04	Crozier, Eric	'05
Chapman, Aroldis	'10, '11*	Cruz, Jacob	'03, '04, '06
Charlton, Norm	'00	Cucjen, Romy	'89
Cherry, Paul	'86, '87	Cueto, Johnny	'07, '11*
Chiasson, Scott	'06	Cumberland, Shaun	'08
Childress, Daylan	'05		
Cholowsky, Dan	'95, '96	D'Amico, Jeff C.	'99*
Chouinard, Bobby	'98	D'Amico, Jeff M.	'02
Christensen, McKay	'04	Dale, Carl	'99
Christian, Rico	'91, '92	Darnell, Paul	'01, '02
Christiani, Nick	'11	Darula, Bobby	'02, '03, '04
Cimorelli, Frank	'93, '94, '95	Davidson, Bob	'91
Citarella, Ralph	'82, '83, '84, '86	Davis, Chris	'82
Clapinski, Chris	'03	Davis, Clint	'95
Clark, Brady	'00, '01, '02	Davis, Lance	'00, '01, '02, '03
Clark, Jermaine	'04	Davis, Tommy	'01
Clark, Mark	'91, '92	Dawkins, Gookie	'02
Clark, Terry	'84	Dayley, Ken	'84*, '87
Clarke, Stan	'90, '91	Deak, Brian	'95
Clary, Marty	'91	Deak, Darrel	'94, '95, '96
Claussen, Brandon	'03, '04, '06*	DeJesus, Ivan	'87
Clements, Dave	'84, '85	DeJesus, Misael	'07
Clevlen, Brent	'11	de la Rosa, Francisco	'95
Coats, Buck	'07	Delgado, Jesus	'10
Cochran, Tom	'09, '10, '11	de los Santos, Valerio	'98
Coffey, Todd	'04, '05, '07, '08	Del Rosario, Enerio	'09, '10
Colbert, Rick	'86, '87	Dempster, Ryan	'03*

* MEDICAL REHABILITATION

+ PLAYOFFS ONLY

LOUISVILLE ALL-TIME ROSTER

SINCE 1982

Denorfia, Chris	'05, '06	Ford, Curt	'84, '85, '86, '92
Denove, Chris	'09, '10	Ford, Lew	'09
DePaula, Sean	'03	Foreman, Juju	'03
Desa, Joe	'82, '83	Forster, Scott	'01
Dessens, Elmer	'00	Foster, Kevin	'02
Detmers, Kris	'97	Fox, Mike	'89, '90
Diaz, Eddy	'98	Francisco, Juan	'09, '10, '11
Dickerson, Chris	'07, '08, '09*, '10	Francona, Terry	'90
Difelice, Mike	'95, '96, '97	Frank, Mike	'00
Diggs, Tony	'95, '96	Franklin, Micah	'96, '97
Dingman, Craig	'02	Frascatore, John	'94, '95, '96
DiPino, Frank	'91*, '92*	Frazier, Todd	'09, '10, '11
Dixon, Steve	'92, '93, '94, '96	Freel, Ryan	'03, '07*
Donaldson, Dan	'07	Frye, Jeff	'02
Dorn, Danny	'09, '10, '11	Fulgham, John	'82, '83
Dotson, Gene	'83	Fulton, Ed	'90, '91, '92, '93
Dougherty, Mark	'87, '88		
Doyle, Jeff	'82, '83	Galarraga, Andres	'92*
Doyle, Pat	'11	Gallego, Mike	'97
Dozier, D.J.	'93	Garcia, Guillermo	'00, '01+
Dransfeldt, Kelly	'03	Gardner, Richie	'07
Driessen, Dan	'87	Garthwaite, Jay	'06
Dumatrait, Phil	'06, '07	Geren, Bob	'84, '85
Dunbar, Matt	'98	Germano, Justin	'05, '06
Dunn, Adam	'01	Giannelli, Ray	'95, '97
Dunn, Greg	'86	Gil, David	'02, '03
Dunn, Todd	'98, '99	Gil, Jerry	'08, '10, '11
Dunne, Mike	'86	Gilkey, Bernard	'90, '91, '95
Durham, Leon	'89	Glauber, Keith	'97, '00, '01
		Godwin, Tyrell	'07
Earley, Bill	'86, '87	Gomes, Jonny	'09
Edwards, Mike	'02, '07	Gonzalez, Alex	'09*
Eiland, Dave	'96	Gonzalez (Uribe), Jose	'82, '83, '84
Eldred, Cal	'99*	Gonzalez, Raul	'01, '02
Ellis, Paul	'93	Gooch, Arnie	'01
Ellis, Robert	'98	Gosling, Mike	'06, '07
Encarnacion, Edwin	'05, '06*, '07, '09*	Graman, Alex	'05
Epple, Tom	'85	Grandal, Yasmani	'11
Erickson, Roger	'89	Granger, Jeff	'99
Eshelman, Vaughn	'00	Graphenthin, Dick	'87, '88
Estrada, Horacio	'98, '99	Grater, Mark	'90, '91, '92
Estrella, Leo	'01	Green, Andy	'08
Etherton, Seth	'02*, '03, '04	Green, David	'82, '87, '88
Eversgerd, Bryan	'94	Green, Scarborough	'97
Eymann, Eric	'09, '10, '11	Greene, Charlie	'99
		Greene, Rick	'98, '00
Faltiesek, Steve	'99	Griffin, Michael	'06, '08, '09, '10, '11
Fanning, Steve	'92, '94	Guardado, Eddie	'07*
Fassero, Jeff	'89	Guerrero, Dan	'07
Feiner, Korey	'09	Guerrero, Pedro	'91*, '92*
Feliciano, Pedro	'02	Guerrero, Wilton	'01, '03
Fernandez, Alex	'05	Guetterman, Lee	'93
Fernandez, Jared	'01, '02, '05	Guillen, Jose	'02, '03
Fernandez, Joey	'91, '92	Guin, Greg	'83
Fernandez, Jose	'92, '94	Gulan, Mike	'95, '96, '97
Fernandez, Osvaldo	'00, '01	Gulliver, Glenn	'84
Figueroa, Bien	'89, '90, '91, '92, '93	Gutierrez, Jesse	'06, '07
Fisher, Carlos	'08, '09, '10, '11		
Fitzgerald, Mike	'88, '89	Hagen, Kevin	'83, '84, '85
Fogg, Josh.	'08*	Hairston Jr., Jerry	'08
* MEDICAL REHABILITATION		+ PLAYOFFS ONLY	

LOUISVILLE ALL-TIME ROSTER

SINCE 1982

Hall, Josh	'06	Jenkins, Geoff	'98
Hall, Noah	'01	Jensen, Marcus	'98
Hamilton, Joey	'01, '02*, '03	Johns, Keith	'95
Hamilton, Josh	'07*	Johnson, David	'11
Hancock, Josh	'05*	Johnson, Jason	'06
Hanigan, Ryan	'03, '06, '07, '09*, '10*	Johnson, Jerry	'82, '83, '84
Hansen, Jed	'00	Johnson, Lance	'87
Harang, Aaron	'03, '04*, '08*, '10	Jones, Chris	'92
Hare, Shawn	'96	Jones, Tim	'87, '88, '91, '93
Harnisch, Pete	'00*, '01*, '03	Jordan, Brian	'91, '92, '93, '97*
Harris, Brendan	'06	Jordan, Kevin	'02
Harris, Reggie	'99	Jorgensen, Ryan	'06, '07
Harris, Mike	'83	Jose, Felix	'92*
Harris, Vic	'84	Jukich, Ben	'08, '09, '10
Hartmann, Pete	'04		
Hartsock, Jeff	'94	Kable, Dave	'82, '84, '85
Hassler, Andy	'84, '85	Kata, Matt	'06
Hayes, Ben	'85	Kearns, Austin	'02, '04*, '05
Haynes, Jimmy	'03*	Keener, Jeff	'82, '83, '84, '85
Heinkel, Don	'89, '90	Keisler, Randy	'05
Heiserman, Rick	'97	Keller, Kris	'03
Heisey, Chris	'09, '10, '11*	Kelly, John	'94
Hemond, Scott	'95, '96	Kelly, Kenny	'04, '05
Henderson, Rod	'98, '99	Kelly, Steve	'05, '06, '07
Henderson, Ryan	'99	Kennard, Jeff	'09
Henry, Sean	'10	Kennedy, Kevin	'82
Hermida, Jeremy	'11	Keough, Matt	'85
Hernandez, Alex	'02	Keppinger, Jeff	'07, '08*
Herr, Aaron	'06, '07, '08	Kepshire, Kurt	'83, '84, '86
Herrera, Daniel Ray	'08, '10, '11	Kershner, Jason	'07
Hill, Jason	'03, '04	Kieschnick, Brooks	'00
Hill, Ken	'89, '90, '91, '01	Kilgus, Paul	'92, '93
Hilton, Howard	'89, '90	King, Curtis	'97
Hinkle, Mike	'90, '91, '92	Kinkade, Mike	'98
Hocutt, Mike	'88	Kinnunen, Mike	'82
Holbert, Aaron	'95, '96, '97, '04, '05, '06	Kinzer, Matt	'88, '89
Hopper, Norris	'06, '07*, '08*, '09	Klinker, Matt	'09, '10, '11
Horst, Jeremy	'10, '11	Knically, Alan	'86
Horton, Ricky	'82, '83, '89	Knox, Kerry	'93, '94
Howitt, Dann	'96	Kolb, Brandon	'02
Hubbard, Mike	'00	Koontz, Jim	'85
Hudson, Joe	'98, '00	Koslofski, Kevin	'97
Hudson, Luke	'02, '04	Kozlowski, Ben	'05, '06
Hughes, Bobby	'99*	Krause, Scott	'98, '99
Hulett, Tim	'95*	Krebs, Joe	'09, '10, '11
Hummel, Tim	'04	Krenchicki, Wayne	'88
Hunt, Randy	'85	Kristen, Dale	'90
Hynick, Brandon	'11	Kroski, Chris	'05, '08
Iapoce, Anthony	'99	Lahti, Jeff	'82, '83*
Illesley, Blaise	'92	Laga, Mike	'87, '88*
Iorg, Dane	'83*	Lake, Steve	'86
Isringhausen, Jason	'10	Landrum, Tito	'82, '83, '87*
		Lankford, Ray	'90
Jackson, Danny	'95*, '96*, '97*	LaPoint, Dave	'87
Jackson, Ron	'85	Larkin, Andy	'00
Jackson, Steven	'11	Larson, Brandon.	'00, '01, '02, '03, '04*
Janish, Paul	'07, '08, '11	LaRue, Jason	'00, '04*, '06*
Jelks, Greg	'89	LaValliere, Mike	'85
Jennings, Robin	'00, '01, '02, '03	Lawless, Tom	'85

* MEDICAL REHABILITATION

+ PLAYOFFS ONLY

LOUISVILLE ALL-TIME ROSTER

SINCE 1982

Leake, Mike	'11	Martinez, Julian	'90, '91
LeCure, Sam	'09, '10, '11*	Martinez, Pablo	'98
Lee, Manny	'95	Mateo, Ruben	'01, '02, '03
Lehr, Justin	'08, '09, '10, '11	Mathews, T.J.	'95
Leon, Donny	'02	Matthews Jr., Gary	'10
Leon, Jose	'05	Mathews, Greg	'85, '86, '87, '88*, '89, '90
Leopold, Jim	'88	Matthews, Mike	'04
Lerch, Randy	'86	Matranga, Jeff	'97
Levis, Jesse	'02	Maurer, Dave	'01
Levrault, Allen	'99	Maxcy, Brian	'96, '97
Lewis, Anthony	'94	Maxwell, Jason	'02, '03
Lewis, Fred	'11*	May, Darrell	'06
Lindeman, Jim	'86, '87, '88, '89	Mays, Joe	'06
Lira, Felipe	'02	McBeth, Marcus	'07, '08
Littell, Mark	'82	McCulloch, Kyle	'11
Livingston, Bobby	'07, '08	McDonald, Darnell	'09
Livingstone, Scott	'97*	McGee, Willie	'82, '89*
Lockhart, Keith	'93	McGrath, Chuck	'87, '89
Lockwood, Rich	'88	McGraw, Tom	'97
Lollar, Tim	'87	McNeeley, Jeff	'95, '96
Lomasney, Steve	'04, '05	McNichol, Brian	'01
Long, Jake	'10	Medlock, Calvin	'07
Long, Terrence	'06	Meier, Kevin	'93
Lopez, Felipe	'03, '04	Mejia, Roberto	'97
Lopez, Luis	'05	Mendez, Jesus	'89, '90, '91
Lopez, Mickey	'98, '99	Menechino, Frank	'06
Lopez, Pedro	'07	Mercado, Hector	'00, '01
Lotterhos, Chris	'00	Mercker, Kent	'08*
Loynd, Mike	'91, '92	Meridith, Ron	'88
Lowe, Sean	'96, '97	Mesoraco, Devin	'10, '11
Lozado, Willie	'85	Metcalf, Mike	'01
Ludwick, Eric	'96, '97	Michalak, Chris	'03, '06
Luebbers, Larry	'00, '01	Milchin, Mike	'91, '92, '93
Lyons, Barry	'93	Miller, Corky	'01 - '04, '09, '10, '11
Lyons, Bill	'82, '83, '84, '85, '86, '87, '88	Miller, Dyar	'82, '83, '84
		Miller, Travis	'03
Mabry, John	'93, '94, '95	Miller, Trever	'02
Machado, Anderson	'04, '05, '07	Mills, Gotay	'82
Mackowiak, Rob	'08	Minchey, Nate	'95
Maclin, Lonnie	'90, '91, '92, '93	Minor, Blas	'98, '99
MacRae, Scott	'01, '02	Mitchell, Derek	'02
Magallanes, Willie	'91	Mitchell, Keith	'03
Magrane, Joe	'86, '87, '88*, '92*	Mobley, Chris	'11
Mahler, Mickey	'84, '87	Moeller, Chad	'07
Majewski, Gary	'06*, '07, '08	Monahan, Shane	'00
Mallett, Justin	'07, '08, '09	Morgan, Mike	'96*
Mallette, Brian	'04	Morlock, Allan	'84
Malloy, Marty	'01, '02	Morogiello, Dan	'82
Maloney, Matt	'07, '08, '09, '10, '11	Morris, John	'85, '86, '87, '88*, '93
Manon, Julio	'07	Morris, Matt	'96
Manrique, Fred	'86	Moseley, Dustin	'03, '04
Manuel, Robert	'08, '09	Moss, Damian	'04
Manzanillo, Josias	'03	Mottl, Ryan	'03
Marrero, Eli	'97	Mouton, Lyle	'99
Martin, John A.	'85, '86, '87, '88	Moyer, Jamie	'91
Martin, John R.	'82	Mullins, Greg	'98
Martinez, Domingo	'95	Munoz, Bobby	'00
Martinez, Frankie	'95	Murphy, John	'87, '88, '89
Martinez, Fred	'85, '86	Mutis, Jeff	'96
Martinez, Greg	'98, '99	Myette, Aaron	'04

* MEDICAL REHABILITATION

+ PLAYOFFS ONLY

LOUISVILLE ALL-TIME ROSTER

SINCE 1982

Navarro, Jaime	'03	Peters, Steve	'87, '88, '89
Negron, Kristopher	'10, '11	Peterson, Kyle	'98, '99
Neidlinger, Jim	'94	Peterson, Brian	'09
Nelson, Bubba	'04	Petkovsek, Mark	'95, '96*
Neu, Mike	'02	Pettini, Joe	'84, '85, '86
Nevers, Tom	'97, '00, '01	Pettyjohn, Adam	'08, '09
Nicholas, Darrell	'98, '00	Pevey, Marty	'86, '87
Nichols, Scott	'90, '91	Pfister, Frank	'11
Nichting, Chris	'01	Pickering, Calvin	'01, '03
Niedenfuier, Tom	'90	Picota, Len	'91
Nieto, Tom	'83, '84, '91	Pimentel, Rafael	'83, '84
Nipper, Al	'91	Pineda, Luis	'02
Nix, James	'98	Pittsley, Jim	'99
Nunez, Mauricio	'90, '91	Phelps, Travis	'05
Oelkers, Bryan	'89	Phillips, Andy	'08
Ojeda, Luis	'82	Phipps, Denis	'11
Oliva, Jose	'96	Plantier, Phil	'97*
Olivares, Omar	'90, '91, '94	Porter, Darrel	'85*
Olmedo, Ray	'03, '04, '05, '06	Potestio, Frank	'89, '90
Olmstead, Alan	'82	Powell, Ross	'96
O'Neal, Randy	'87, '88	Power, Ted	'89
Ondrusek, Logan	'08, '09, '10	Prager, Howard	'93, '94, '95
Ontiveros Steve	'99	Prybylinski, Don	'91
Oquendo, Jose	'85, '92*	Pulsipher, Bill	'99*
Ortiz, Luis '99		Puzey, Jim	'88, '89
Osborne, Donovan	'95, '96*, '97*	Raczka, Mike	'95
Osteen, Dave	'90, '91	Raggio, Brady	'97
Owens, Eric	'98	Rajsich, Dave	'85, '86, '88
Owings, Micah	'09*, '10	Rajsich, Gary	'84, '85
Ownbey, Rick	'83, '84, '85, '86	Ramirez, Elizardo	'05, '06, '07
Oyster, Jeff	'88, '90	Ramirez, Hector	'99
Ozuna, Gabriel	'93	Ramirez, Ramon	'07, '08, '09
Paduch, Jim	'06	Randall, Scott	'03, '04
Pagnozzi, Tom	'85, '86, '87, '93*, '94*, '95*, '96*, '97*	Rasmussen, Eric	'82, '83, '85
Painter, Lance	'97*	Reboulet, Jim	'87
Pappas, Erik	'93, '94	Redman, Tim	'92
Parker, Steve	'90	Reineke, Chad	'10, '11
Paris, Kelly	'82	Reith, Brian	'01, '02, '03, '04
Parsons, Casey	'85, '86	Reitsma, Chris	'02, '03
Pasqualicchio, Mike	'98	Reitz, Ken	'83
Passini, Brian	'99	Reyes, Dennys	'01
Patchett, Gary	'02, '04, '05, '06	Reyes, Al	'98*, '99
Patrick, Brons	'98	Rhodes, Mike	'83, '84, '85
Patterson, Corey	'08	Richar, Danny	'08, '09
Patterson, Dave	'93	Richardson, Dave	'90, '91
Pelaez, Alex	'05	Richardson, Jeff	'94
Pelland, Tyler	'07, '08	Riggins, Mark	'83
Pena, Geronimo	'90, '92, '93*, '95*, '96	Riedling, John	'00, '01*, '02
Pena, Tony	'87*	Rijo, Jose	'01
Pena, Wily Mo	'03*, '05*	Rincon, Andy	'82, '83
Pendleton, Terry	'84	Rivera, Bombo	'83
Penniall, Dave	'82	Robbins, Jake	'06
Perez, Felix	'11	Roberts, Willis	'00
Perez, Mike	'90, '91	Robertson, Jeriome	'05
Perez, Miguel	'05	Robinson, Kerry	'97
Perez, Santiago	'98, '99, '03, '05	Robinson, Mike	'87, '88
Perry, Pat	'84, '85, '86	Rodriguez, Victor	'86, '87
Peters, Chris	'01	Rodriguez, Frankie	'98
		Rodriguez, Frank	'01

* MEDICAL REHABILITATION

+ PLAYOFFS ONLY

LOUISVILLE ALL-TIME ROSTER

SINCE 1982

Roenicke, Josh	'08	Small, Aaron	'99
Rolen, Scott	'09*	Smith, Bryn	'92*
Romano, Jason	'04, '05	Smith, Jordan	'10, '11
Ronan, Marc	'94, '95	Smith, Travis	'98
Roof, Gene	'82, '83, '84, '85	Smith, Willie	'94
Roque, Rafael	'98, '99	Smitherman, Stephen	'03, '04, '05
Rosales, Adam	'08, '09	Snider, Van	'93
Rose, Brian	'04, '05	Snyder, Earl	'06, '07
Rose, Ted	'00	Soderstrom, Steve	'00
Ross, Cody	'06	Soff, Ray	'86, '87
Ross, David	'07*, '08*	Soto, Neftali	'11
Ross, Mike	'91	Spehr, Tim	'01
Royer, Stan	'90, '91, '92, '93	Springer, Russ	'10
Ruffin, Johnny	'98, '01, '02	Stahl, Richard	'06
Rupp, Brian	'97	Standridge, Jason	'05, '06
Russell, John	'94	Stefanski, Mike	'96, '97, '00, '02, '03
Ryal, Mark	'88	Stenson, Dernell	'03
		Stephens, Ray	'86, '87, '88, '90, '91
Saarloos, Kirk	'07	Stephenson, Phil	'94
Sabo, Chris	'95	Stewart, Zach	'09
Sadler, Al	'98	Stinnett, Kelly	'02*
Saladin, Miguel	'05	Stone, Brian	'90
Salas, Mark	'82, '84	Stone, Ricky	'05, '07, '08
Salmon, Brad	'05, '06, '07	Strait, Cody	'06
Sanchez, Alex	'06	Stratton, Rob	'04, '05, '06
Sanchez, Orlando	'82, '83	Strode, Lester	'87, '88
Sanchez, Jesus	'04	Stryffeler, Dan	'85, '86
Sanders, Anthony	'02	Stubbs, Drew	'08, '09
Sanders, Deion	'00*, '01	Stuper, John	'82, '84
Santana, Rafael	'82, '83	Sutcliffe, Rick	'94*
Santos, Victor	'07	Sutton, Drew	'09, '10
Sappelt, Dave	'10, '11	Swann, Pedro	'05
Sardinha, Dane	'04, '05, '06	Sweeney, Mark	'95
Sauerbeck, Scott	'08	Szymanski, B.J.	'08
Saunders, Chris	'00		
Savinon, Odalis	'93	Tabor, Lee	'09, '10
Scarsone, Steve	'97	Tanner, Clayton	'11
Scott, Tim	'00	Tanner, Eddie	'86
Sebra, Bob	'93	Tatum, Craig	'08, '09
Selby, Bill	'01	Taylor, Reggie	'04
Serrano, Jimmy	'05	Terrero, Luis	'10
Serrano, Mark	'10	Terry, Scott	'88*
Service, Scott	'01, '03	Tewksbury, Bob	'89, '90
Sexton, Chris	'00, '01, '02	Thomas, Juan	'03
Sexton, Jimmy	'83, '84	Thomas, Orlando	'91
Shackelford, Brian	'03, '04, '05, '06, '07	Thomas, Skeets	'93, '94, '95
Shade, Mick	'84, '85, '86	Thompson, Daryl	'08, '09, '11
Shearn, Tom	'04, '05, '06, '07, '08	Thompson, Mark	'02
Sheff, Chris	'01	Thompson, Travis	'02
Shepherd, Ron	'89	Thurberg, Tom	'83, '84
Sherrill, Tim	'90, '91, '92	Till, Brock	'07
Shireman, Jeff	'92	Torres, Paul	'96
Silva, Jose	'02	Trevino, Alex	'92
Silver, Roy	'88, '90	Trout, Steve	'90
Simmons, Nelson	'89	Tudor, John	'87*
Simmons, Scott	'95, '96	Tunnell, Lee	'87, '88
Simpson, Allan	'05	Tyler, Brad	'01
Skelton, James	'11		
Skrmetta, Matt	'01	Urbani, Tom	'92, '93, '94, '95, '96
Sledd, Aaron	'00		

* MEDICAL REHABILITATION

+ PLAYOFFS ONLY

LOUISVILLE ALL-TIME ROSTER

SINCE 1982

Valaika, Chris	'09, '10, '11	Woodson, Tracy	'92, '94, '95
Valentin, Jose	'99	Worrell, Todd	'83, '85, '89*, '91*
Valentine, Joe	'03, '04, '05	Wright, Ron	'00
Valiquette, Phillipe	'10	Wrona, Rick	'95
Vander Wal, John	'04	Wunsch, Kelly	'98, '99
VanEgmond, Tim	'98, '99		
VanRyn, Ben	'96	Yarnall, Ed	'00
Van Hekken, Andy	'05	Young, Gerald	'94
Van Poppel, Todd	'03	Young, Dmitri	'95, '96, '97*
Van Slyke, Andy	'83	Young, Scott	'86
Vazquez, Camilo	'08, '09		
Venafro, Mike	'06	Zapp, A.J.	'05
Villanueva, Hector	'93	Zeile, Todd	'89, '92, '95*
Viola, Pedro	'09, '10	Zosky, Eddie	'98, '99
Volquez, Edinson	'10*, '11		
Von Ohlen, Dave	'83, '84		
Votto, Joey	'07		
Wade, Terrell	'00		
Wagner, Paul	'98*		
Wagner, Ryan	'03, '04, '06		
Walbeck, Matt	'01		
Walker, Duane	'86, '87, '88		
Wallace, Tim	'86		
Walter, Gene	'91		
Warner, Ron	'97		
Watson, Allen	'92, '93, '95		
Watson, Brandon	'06		
Watson, Mark	'03, '04		
Watson, Sean	'09		
Weathers, David	'08*		
Webb, Travis	'11		
Weber, Ben	'05		
Weber, Neil	'00		
Wells, Kip	'09		
Werth, Dennis	'83, '84		
White, Gabe	'03*		
Whiten, Mark	'94*		
Wiegandt, Scott	'97		
Wilkerson, Wes	'07		
Williams, Gerald	'02		
Williams, Jason	'00		
Williamson, Antone	'98, '99		
Willis, Dontrelle	'11		
Wilson, Craig	'87, '88, '89, '90, '92		
Wilson, Paul	'06		
Wimmer, Chris	'96, '97		
Winchester, Scott	'00, '01		
Winfield, Steve	'82		
Wise, Dewayne	'06, '07		
Wiseman, Dennis	'93		
Wishnevski, Rob	'94		
Witt, Kevin	'02		
Wohlers, Mark	'00		
Wolters, Mike	'82		
Wood, Travis	'09, '10, '11		
Woodall, Brad	'98		

* MEDICAL REHABILITATION

+ PLAYOFFS ONLY

AMERICAN ASSOC. STANDINGS

1982 - 1997

1982

Eastern Division

Team	Manager	W-L	Pct.	GB
IND	George Scherger	75-61	.551	-
IOWA	Jim Napier	73-62	.541	1.5
LOU	Joe Frazier	73-62	.541	1.5
EVA	Roy Majtyka	68-65	.511	5.5

Western Division

Team	Manager	W-L	Pct.	GB
OMA	Joe Sparks	71-66	.518	-
WIC	Felipe Alou	70-67	.511	1
DEN	Rich Donnelly	68-67	.504	2
OKC	Ron Clark	43-91	.321	26.5
	Tony Taylor			

Playoffs - IND def. OMA 4-2 in finals.

1986

Eastern Division

Team	Manager	W-L	Pct.	GB
IND	Joe Sparks	80-62	.563	-
BUF	Jim Marshall	71-71	.500	9
NAS	Leon Roberts	68-74	.479	12
LOU	Jim Fregosi	64-78	.451	16
	Dave Bialas			

Western Division

Team	Manager	W-L	Pct.	GB
DEN	Jack Lind	76-66	.563	-
IOWA	Larry Cox	74-68	.521	2
OMA	John Boles	72-70	.507	4
	Frank Funk			
OKC	David Oliver	63-79	.444	13

Playoffs - IND def. DEN 4-3 in finals.

1983

Eastern Division

Team	Manager	W-L	Pct.	GB
LOU	Jim Fregosi	78-57	.578	-
IOWA	Jim Napier	71-65	.522	7.5
IND	Roy Hartsfield	64-72	.471	14.5
EVA	Gordie MacKenzie	61-75	.449	17.5

Western Division

Team	Manager	W-L	Pct.	GB
DEN	Jim Mahoney	73-61	.545	-
OKC	Tom Burgess	66-69	.489	7.5
WIC	Felipe Alou	65-71	.478	9
OMA	Joe Sparks	64-72	.471	10

Playoffs - DEN def. IOWA 3-1; LOU def. OKC 3-2. DEN defeated LOU 4-0 in finals.

1987

Eastern Division

Team	Manager	W-L	Pct.	GB
DEN	Terry Bevington	79-61	.564	-
LOU	Mike Jorgensen	78-62	.557	1
IND	Joe Sparks	74-64	.536	4
OKC	Toby Harrah	69-71	.493	6
BUF	Orlando Gomez	66-74	.471	13
	Frank Funk			
OWA	Larry Cox	64-74	.464	14
OMA	John Wathan	64-76	.457	15
	Frank Funk			
NAS	Jack Lind	64-76	.457	15

Playoffs - DEN def. OKC 3-2; IND def. LOU 3-2. IND def. DEN 4-1 in finals.

1984

Team	Manager	W-L	Pct.	GB
IND	Buck Rodgers	91-63	.591	-
IOWA	Jim Napier	80-74	.519	11
DEN	Vern Law	79-75	.513	12
	Adrian Garrett			
LOU	Jim Fregosi	79-76	.510	12.5
WIC	Gene Dusan	78-77	.503	13.5
EVA	Gordie MacKenzie	72-82	.468	19
OKC	Tom Burgess	70-84	.455	21
	Rusty Gerhardt			
OMA	Gene Lamont	68-86	.442	23

Playoffs - LOU def. WIC for 4th place. LOU def. IND 4-2; DEN def. IOWA 4-1. LOU def. DEN 4-1 in finals.

1988

Eastern Division

Team	Manager	W-L	Pct.	GB
IND	Joe Sparks	89-53	.627	-
NAS	Jack Lind	73-69	.514	16
	Wayne Garland, Jim Hoff, George Scherger, Frank Lucchesi			
BUF	Rocky Bridges	72-70	.507	17
LOU	Mike Jorgensen	63-79	.444	26

Western Division

Team	Manager	W-L	Pct.	GB
OMA	Glenn Exell	81-61	.570	-
IOWA	Pete Mackanin	78-64	.549	3
DEN	Duffy Dyer	72-69	.511	8.5
OKC	Toby Harrah	67-74	.475	13.5

Playoffs - IND def. Omaha 3-1 in finals. IND def. ROC 4-2 in Triple-A Classic.

1985

Eastern Division

Team	Manager	W-L	Pct.	GB
LOU	Jim Fregosi	74-68	.521	-
NAS	Lee Walls	71-70	.504	2.5
	Gordie MacKenzie			
BUF	John Boles	66-76	.465	8
IND	Felipe Alou	61-81	.430	13

Western Division

Team	Manager	W-L	Pct.	GB
OKC	David Oliver	79-63	.556	-
DEN	Gene Dusan	77-65	.542	2
OMA	Gene Lamont	73-69	.514	6
IOWA	Larry Cox	66-70	.485	10

Playoffs - LOU def. OKC 4-1 in finals.

1989

Eastern Division

Team	Manager	W-L	Pct.	GB
IND	Tom Runnells	87-59	.596	-
BUF	Terry Collins	80-62	.563	5
NAS	Frank Lucchesi	74-72	.507	13
LOU	Mike Jorgensen	71-74	.490	15.5

Western Division

Team	Manager	W-L	Pct.	GB
OMA	Sal Rende	74-72	.596	-
DEN	Dave Machemer	69-77	.473	5
IOWA	Pete Mackanin	62-82	.431	11
OKC	Jim Skaleen	59-86	.407	14.5

Playoffs - IND def. OMA 3-2 in finals. IND def. RIC 4-0 in Triple-A Classic.

AMERICAN ASSOC. STANDINGS

1982 - 1997

1990

Eastern Division

Team	Manager	W-L	Pct.	GB
NAS	Pete Mackanin	86-61	.585	-
BUF	Terry Collins	85-62	.578	1
LOU	Gaylen Pitts	74-72	.507	11.5
IND	Tim Johnson	61-85	.418	24.5

Western Division

Team	Manager	W-L	Pct.	GB
OMA	Sal Rende	86-60	.589	-
IOWA	Jim Essian	72-74	.493	14
DEN	Dave Machemer	68-78	.466	18
OKC	Steve Smith	58-87	.400	27.5

Playoffs - NAS def. BUF for division.
OMA def. NAS 4-1 in finals. OMA def.
ROC 4-1 in Triple-A Classic.

1991

Eastern Division

Team	Manager	W-L	Pct.	GB
BUF	Terry Collins	81-62	.566	-
IND	Jerry Manuel	75-68	.513	6
	Pat Kelly			
NAS	Pete Mackanin	65-78	.455	16
LOU	Mark DeJohn	51-92	.357	30

Western Division

Team	Manager	W-L	Pct.	GB
DEN	Tom Muser	79-65	.549	-
IOWA	Jim Essian	78-66	.542	1
	Mick Kelleher			
OMA	Sal Rende	73-71	.507	6
OKC	Tom Thompson	52-92	.361	27

Playoffs - DEN def. BUF 3-2 in finals;
DEN def. COL in Triple-A Alliance Classic.

1992

Eastern Division

Team	Manager	W-L	Pct.	GB
BUF	Marc Bombard	87-57	.604	-
IND	Pat Kelly	83-61	.576	4
LOU	Jack Krol	73-70	.510	13.5
NAS	Pete Mackanin	67-77	.465	20
	Dave Miley			

Western Division

Team	Manager	W-L	Pct.	GB
OKC	Tom Thompson	74-70	.514	-
DEN	Tony Muser	73-71	.507	1
OMA	Jeff Cox	67-77	.465	7
IOWA	Brad Mills	51-92	.357	22.5

Playoffs - OKC def. BUF 4-0 in finals.

1993

Eastern Division

Team	Manager	W-L	Pct.	GB
NAS	Rick Renick	81-62	.566	-
BUF	Doc Edwards	71-73	.493	10.5
LOU	Jack Krol	68-76	.472	13.5
IND	Marc Bombard	66-77	.462	15

Western Division

Team	Manager	W-L	Pct.	GB
IOWA	Marv Foley	85-59	.590	-
NO	Chris Bando	80-64	.556	5
OMA	Jeff Cox	70-74	.486	15
OKC	Bobby Jones	54-90	.375	31

Playoffs - IOWA def. NAS 4-3 in finals.

1994

Team	Manager	W-L	Pct.	GB
IND	Marc Bombard	86-57	.601	-
NAS	Rick Renick	83-61	.576	3.5
NO	Chris Bando	78-66	.542	8.5
LOU	Joe Pettini	74-68	.521	11.5

Team	Manager	W-L	Pct.	GB
IOWA	Rick Patterson	69-74	.483	17
OMA	Jeff Cox	68-76	.472	18.5
OKC	Bobby Jones	61-83	.423	25.5
BUF	Doc Edwards	55-89	.382	31.5

Playoffs - IND def. LOU 3-0; NAS def.
NO 3-0. IND def. NAS 3-1 in finals.

1995

Team	Manager	W-L	Pct.	GB
IND	Marc Bombard	88-56	.611	-
BUF	Brian Graham	82-62	.569	6
OMA	Mike Jerschele	76-68	.528	12
LOU	Joe Pettini	74-70	.514	14

Team	Manager	W-L	Pct.	GB
IOWA	Ron Clark	69-74	.483	18.5
NAS	Rick Renick	68-76	.472	20
NO	Chris Bando	63-79	.444	24
OKC	Greg Biagini	54-89	.378	33.5

Playoffs - LOU def. IND 3-0; BUF def.
OMA 3-1. LOU def. BUF 3-2 in finals.

1996

Eastern Division

Team	Manager	W-L	Pct.	GB
BUF	Brian Graham	84-60	.583	-
IND	Dave Miley	78-66	.542	6
NAS	Rick Renick	77-67	.535	7
LOU	Joe Pettini	60-84	.417	24

Western Division

Team	Manager	W-L	Pct.	GB
OMA	Mike Jerschele	79-65	.549	-
OKC	Greg Biagini	74-70	.514	5
IOWA	Ron Clark	64-78	.451	14
NO	Tim Ireland	58-84	.408	20

Playoffs - IND def. BUF 3-2; OKC def.
OMA 3-1. OKC def. IND 3-1 in finals.

1997

Eastern Division

Team	Manager	W-L	Pct.	GB
BUF	Brian Graham	87-57	.604	-
IND	Dave Miley	85-59	.590	2
NAS	Tom Spencer	74-69	.517	12.5
LOU	Gaylen Pitts	58-85	.406	28.5

Western Division

Team	Manager	W-L	Pct.	GB
IOWA	Tim Johnson	74-69	.517	-
NO	Steve Swisher	74-70	.512	0.5
	Matt Galante			
OKC	Greg Biagini	61-82	.427	13
OMA	Mike Jerschele	61-83	.424	13.5

Playoffs - BUF def. IND 3-2; IOWA def.
NO 3-0; BUF def. IOWA 3-0 in finals.

IL STANDINGS

1998 - 2010

1998					2000				
<i>North Division</i>					<i>North Division</i>				
Team	Manager	W-L	Pct.	GB	Team	Manager	W-L	Pct.	GB
BUF	Jeff Datz	81-62	.566	-	BUF	Joel Skinner	86-59	.593	-
SYR*	Terry Bevington	80-62	.563	0.5	SWB*	Marc Bombard	85-60	.586	1
PAW	Ken Macha	77-64	.546	3	PAW	Gary Jones	82-61	.573	3
ROC	Marv Foley	70-74	.486	11.5	SYR	Kelly/Malave/Queen	74-66	.529	9.5
OTT	Pat Kelly	69-74	.483	12	ROC	Marv Foley	65-79	.451	20.5
SWB	Marc Bombard	67-75	.472	13.5	OTT	Jeff Cox/Rick Sweet	53-88	.376	31.0
<i>West Division</i>					<i>West Division</i>				
Team	Manager	W-L	Pct.	GB	Team	Manager	W-L	Pct.	GB
LOU	Gary Allenson	77-67	.535	-	IND	Steve Smith	81-63	.563	-
IND	Dave Miley	76-67	.531	0.5	COL	Trey Hillman	75-69	.521	6.0
COL	Stump Merrill	67-77	.465	10	LOU	Dave Miley	71-73	.493	10.0
TOL	Gene Roof	52-89	.369	23.5	TOL	Anderson/Ezell	55-86	.390	24.5
<i>South Division</i>					<i>South Division</i>				
Team	Manager	W-L	Pct.	GB	Team	Manager	W-L	Pct.	GB
DUR	Bill Evers	80-64	.556	-	DUR	Bill Evers	81-62	.566	-
NOR	Rick Dempsey	70-72	.493	9	CHA	Nick Leyva	78-65	.545	3.0
CHA	Fredi Gonzalez	70-73	.490	9.5	NOR	John Gibbons	65-79	.451	16.5
RMD	Jeff Cox	64-80	.444	16	RMD	Randy Ingle	51-92	.357	30.0
Playoffs - BUF def. SYR 3-0; DUR def. LOU 3-0. BUF def. DUR 3-2 in finals. NO def. BUF 3-1 in Triple-A World Series.					Playoffs - IND def. DUR 3-2; SWB def. BUF 3-1. IND def. SWB 3-2 in finals. IND def. MEM 3-1 in Triple-A World Series.				

1999					2001				
<i>North Division</i>					<i>North Division</i>				
Team	Manager	W-L	Pct.	GB	Team	Manager	W-L	Pct.	GB
SWB	Marc Bombard	78-66	.542	-	BUF	Eric Wedge	91-51	.641	-
PAW	Gary Jones	76-68	.528	2	SWB*	Marc Bombard	78-65	.545	13.5
SYR	Pat Kelly	73-71	.507	5	SYR	Omar Malave	71-73	.493	21
BUF	Jeff Datz	72-72	.500	6	OTT	Stan Hough	68-76	.472	24
ROC	Dave Machemer	61-83	.424	17	PAW	Gary Jones	60-82	.423	31
OTT	Jeff Cox	59-85	.410	19	ROC	Andy Etchebarren	60-84	.417	32
<i>West Division</i>					<i>West Division</i>				
Team	Manager	W-L	Pct.	GB	Team	Manager	W-L	Pct.	GB
COL	Trey Hillman	83-58	.589	-	LOU	Dave Miley	84-60	.583	-
IND	Dave Miley	75-69	.521	9.5	COL	Trey Hillman	67-76	.469	16.5
LOU	Gary Allenson	63-81	.438	21.5	IND	Wendall Kim	66-78	.458	18
TOL	Gene Roof	57-87	.396	27.5	TOL	Bruce Fields	65-79	.451	19
<i>South Division</i>					<i>South Division</i>				
Team	Manager	W-L	Pct.	GB	Team	Manager	W-L	Pct.	GB
DUR	Bill Evers	83-60	.580	-	NOR	John Gibbons	85-57	.599	-
CHA*	Tom Spencer	82-62	.569	1.5	DUR	Bill Evers	74-70	.514	12
NOR	John Gibbons	77-63	.550	4.5	RMD	Carlos Tosca	68-76	.472	18
RMD	Randy Ingle	64-78	.451	18.5	CHA	Nick Leyva	67-77	.465	19
Playoffs - CHA def. SWB 3-2; DUR def. COL 3-0. CHA def. DUR 3-1 in finals. VAN def. CHA 3-2 in Triple-A World Series.					Playoffs - LOU def. NOR 3-2; SWB def. BUF 3-2. LOU def. SWB 1-0 in finals (series shortened due to terrorist attacks of Sept. 11, 2001).				

IL STANDINGS

1998 - 2010

2002

North Division

Team	Manager	W-L	Pct.	GB
SWB	Marc Bombard	91-53	.632	-
BUF*	Eric Wedge	87-57	.604	4
OTT	Tim Leiper	80-61	.567	9.5
SYR	Omar Malave	64-80	.444	27
PAW	Buddy Bailey	60-84	.417	31
ROC	Andy Etchebarren	55-89	.382	36

West Division

Team	Manager	W-L	Pct.	GB
TOL	Bruce Fields	81-63	.563	-
LOU	Dave Miley	79-65	.549	2
IND	Ed Romero	67-76	.469	13.5
COL	Butterfield/Howard/Merrill	59-83	.415	21

South Division

Team	Manager	W-L	Pct.	GB
DUR	Bill Evers	80-64	.556	-
RMD	Fredi Gonzalez	75-67	.528	4
NOR	Bobby Floyd	70-73	.490	9.5
CHA	Nick Capra	55-88	.385	24.5

Playoffs - BUF def. SWB 3-0; DUR def. TOL 3-0. DUR def. BUF 3-0 in finals.

2003

North Division

Team	Manager	W-L	Pct.	GB
PAW	Buddy Bailey	83-61	.576	-
OTT*	Gary Allenson	79-65	.549	4
SWB	Marc Bombard	73-70	.510	9.5
BUF	Marty Brown	73-70	.510	9.5
ROC	Phil Roof	68-75	.476	14.5
SYR	Omar Malave	62-79	.440	19.5

West Division

Team	Manager	W-L	Pct.	GB
LOU	Dave Miley/Rick Burleson	79-64	.552	-
COL	Bucky Dent	76-68	.528	3.5
TOL	Larry Parrish	65-78	.455	14
IND	Cecil Cooper	64-78	.451	14.5

South Division

Team	Manager	W-L	Pct.	GB
DUR	Bill Evers	73-67	.521	-
CHA	Nick Capra	74-70	.514	1
NOR	Bobby Floyd	67-76	.469	7.5
RMD	Pat Kelly	64-79	.448	10.5

Playoffs - PAW def. OTT 3-2; DUR def. LOU 3-1. DUR def. PAW 3-0 in finals.

2004

North Division

Team	Manager	W-L	Pct.	GB
BUF	Marty Brown	83-61	.576	-
PAW	Buddy Bailey	73-71	.507	10
ROC	Phil Roof	73-71	.507	10
SWB	Marc Bombard	69-73	.486	13
OTT	Tim Leiper	66-78	.458	17
SYR	Marty Pevey	66-78	.458	17

West Division

Team	Manager	W-L	Pct.	GB
COL	Bucky Dent	80-64	.556	-
LOU	Rick Burleson	67-77	.465	13
IND	Cecil Cooper	66-78	.458	14
TOL	Larry Parrish	65-78	.455	14.5

2004 (cont)

South Division

Team	Manager	W-L	Pct.	GB
RMD	Pat Kelly	79-62	.560	-
DUR*	Bill Evers	77-67	.535	3.5
NOR	John Stearns	72-72	.500	8.5
CHA	Nick Capra	68-74	.479	11.5

Playoffs - BUF def. DUR 3-2; RMD def. COL 3-2. BUF def. RMD 3-1 in finals.

2005

North Division

Team	Manager	W-L	Pct.	GB
BUF	Marty Brown	82-62	.569	-
PAW	Ron Johnson	75-69	.521	7.0
ROC	Phil Roof/Rich Miller	75-69	.521	7.0
SYR	Marty Pevey	71-73	.493	11.0
OTT	Dave Trembley	69-75	.479	13.0
SWB	Gene LaMont	69-75	.479	13.0

West Division

Team	Manager	W-L	Pct.	GB
TOL	Larry Parrish	89-55	.618	-
IND*	Trent Jewett	78-66	.542	11.0
COL	Bucky Dent	77-67	.535	12.0
LOU	Rick Sweet	66-78	.458	23.0

South Division

Team	Manager	W-L	Pct.	GB
NOR	Ken Oberkfell	79-65	.549	-
DUR	Bill Evers	65-79	.451	14.0
CHA	Nick Leyva/Manny Trillo	57-87	.396	22.0
RMD	Pat Kelly	56-88	.389	23.0

Playoffs - IND def. BUF 3-2; TOL def. NOR 3-2. TOL def. IND 3-0 in finals.

2006

North Division

Team	Manager	W-L	Pct.	GB
SWB	John Russell	84-58	.592	-
ROC*	Stan Cliburn	79-64	.552	5.5
BUF	Torey Lovullo	73-68	.518	10.5
OTT	Dave Trembley	74-69	.517	10.5
PAW	Ron Johnson	69-75	.479	16
SYR	Mike Basso	64-79	.448	20.5

West Division

Team	Manager	W-L	Pct.	GB
IND	Trent Jewett	76-66	.535	-
TOL	Larry Parrish	76-66	.535	-
LOU	Rick Sweet	75-68	.524	1.5
COL	Dave Miley	69-73	.486	7

South Division

Team	Manager	W-L	Pct.	GB
CHA	Razor Shines	79-62	.560	-
DUR	John Tamargo	64-78	.451	15.5
NOR	Ken Oberkfell	57-84	.404	22
RMD	Brian Snitker	57-86	.399	23

Playoffs - TOL def. IND 4-0 for division. TOL def. CHA 3-1; ROC def. SWB 3-1. TOL def. ROC 3-2 in finals. TUC def. TOL 5-2 in Bricktown Showdown.

2007

North Division

Team	Manager	W-L	Pct.	GB
SWB	Dave Miley	84-59	.587	-
ROC	Stan Cliburn	77-67	.535	7.5
BUF	Torey Lovullo	75-67	.528	8.5
PAW	Ron Johnson	67-75	.472	16.5
SYR	Doug Davis	64-80	.444	20.5
OTT	John Russell	55-88	.385	29.0

IL STANDINGS

1998 - 2010

2007 (cont)

2010

West Division

Team	Manager	W-L	Pct.	GB
TOL	Mike Rojas	82-61	.573	-
LOU	Rick Sweet	74-70	.514	8.5
IND	Trent Jewett	70-73	.490	12.0
COL	John Stearns	64-80	.444	18.5

South Division

Team	Manager	W-L	Pct.	GB
DUR	Charlie Montoyo	80-63	.559	-
RMD*	Dave Brundage	77-64	.546	2.0
NOR	Gary Allenson	69-74	.483	11.0
CHA	Marc Bombard	63-80	.441	17.0

Playoffs - RMD def. SWB 3-1; DUR def. TOL 3-0. RMD def. DUR 3-2 in finals. SAC def. RMD 7-1 in Bricktown Showdown.

North Division

Team	Manager	W-L	Pct.	GB
SWB	Dave Miley	87-56	.608	-
SYR	Trent Jewett	76-67	.531	11.0
BUF	Ken Oberkfell	76-68	.528	11.5
PAW	Torey Lovullo	66-78	.458	21.5
LHV	Dave Huppert	58-86	.403	29.5
ROC	Tom Nieto	49-95	.340	38.5

West Division

Team	Manager	W-L	Pct.	GB
LOU	Rick Sweet	79-64	.552	-
COL	Mike Sarbaugh	79-65	.549	0.5
IND	Frank Kremblas	71-73	.493	8.5
TOL	Larry Parrish	70-73	.490	9.0

South Division

Team	Manager	W-L	Pct.	GB
DUR	Charlie Montoyo	88-55	.615	-
GWN	Dave Brundage	72-71	.503	16.0
CHA	Chris Chambliss	67-77	.465	21.5
NOR	Gary Allenson	67-77	.465	21.5

Playoffs - DUR def. LOU 3-2; COL def. SWB 3-1. COL def. DUR 3-1 in finals. COL def. TUC 12-6 in Triple-A Nat'l Championship.

2008

North Division

Team	Manager	W-L	Pct.	GB
SWB	Dave Miley	88-56	.611	-
PAW*	Ron Johnson	85-58	.594	2.5
ROC	Stan Cliburn	74-70	.514	14.0
SYR	Doug Davis	69-73	.486	18.0
BUF	Torey Lovullo	66-77	.462	21.5
LHV	Dave Huppert	55-89	.382	33.0

West Division

Team	Manager	W-L	Pct.	GB
LOU	Rick Sweet	88-56	.611	-
TOL	Larry Parrish	75-69	.521	13.0
COL	Tim Foli	69-73	.486	18.0
IND	Trent Jewett	68-76	.472	20.0

South Division

Team	Manager	W-L	Pct.	GB
DUR	Charlie Montoyo	74-70	.514	-
NOR	Gary Allenson	64-78	.451	9.0
CHA	Marc Bombard	63-78	.447	9.5
RMD	Dave Brundage	63-78	.447	9.5

Playoffs - DUR def. LOU 3-1; SWB def. PAW 3-1. SWB def. DUR 3-1 in finals. SAC def. SWB 4-1 in Bricktown Showdown.

2009

North Division

Team	Manager	W-L	Pct.	GB
SWB	Dave Miley	81-64	.574	-
SYR	Tom Foli	76-68	.528	6.5
LHV	Dave Huppert	71-73	.493	11.5
ROC	Stan Cliburn	70-74	.486	12.5
PAW	Ron Johnson	61-82	.427	21.0
BUF	Ken Oberkfell	56-87	.392	26.0

West Division

Team	Manager	W-L	Pct.	GB
LOU	Rick Sweet	84-58	.592	-
TOL	Larry Parrish	73-70	.510	11.5
IND	Frank Kremblas	70-73	.490	14.5
COL	Torey Lovullo	57-85	.401	27.0

South Division

Team	Manager	W-L	Pct.	GB
DUR	Charlie Montoyo	83-61	.576	-
GWN*	Dave Brundage	81-63	.563	2.0
NOR	Gary Allenson	71-71	.500	11.0
CHA	Chris Chambliss	67-76	.469	15.5

Playoffs - DUR def. LOU 3-2; SWB def. GWN 3-1. DUR def. SWB 3-0 in finals. DUR def. MEM 5-4 in Triple-A Nat'l Championship.

2011

North Division

Team	Manager	W-L	Pct.	GB
PAW	Arnie Beyeler	81-61	.570	-
LHV	Ryne Sandberg	80-64	.556	2.0
SWB	Dave Miley	73-69	.514	8.0
SYR	Randy Knorr	66-74	.471	14.0
BUF	Tim Teufel	61-82	.427	20.5
ROC	Tom Nieto	53-91	.368	29.0

West Division

Team	Manager	W-L	Pct.	GB
COL	Mike Sarbaugh	80-62	.611	-
IND	Dean Treanor	76-68	.528	12.0
LOU	Rick Sweet	73-71	.507	15.0
TOL	Phil Nevin	67-77	.465	21.0

South Division

Team	Manager	W-L	Pct.	GB
DUR	Charlie Montoyo	80-62	.563	-
GWN	Dave Brundage	78-65	.545	2.5
CHA	Joe McEwing	69-74	.483	11.5
NOR	Gary Allenson	56-87	.392	24.5

Playoffs - LHV def. PAW 3-0; COL def. DUR 3-0. COL def. LHV 3-1 in finals. COL def. OMA 8-3 in Triple-A Nat'l Championship.

LOUISVILLE VS. IL OPPONENTS SINCE 1982

BUFFALO				
Year	Home	Away	Total	Pct.
1985	5-8	9-4	14-12	.538
1986	6-7	8-5	14-12	.538
1987	6-4	3-7	9-11	.450
1988	2-7	1-8	3-15	.167
1989	4-5	3-6	7-11	.389
1990	5-4	4-5	9-9	.500
1991	4-5	3-6	7-11	.389
1992	6-6	3-9	9-15	.375
1993	5-7	4-8	9-15	.375
1994	10-2	6-6	16-8	.666
1995	6-6	2-10	8-16	.333
1996	1-11	4-8	5-19	.208
1997	6-6	2-10	8-16	.333
1998	3-1	2-2	5-3	.625
1999	3-1	1-3	4-4	.500
2000	3-1	1-3	4-4	.500
2001	2-2	2-2	4-4	.500
2002	0-4	2-2	2-6	.250
2003	4-0	1-3	5-3	.625
2004	1-3	2-2	3-5	.375
2005	1-3	0-4	1-7	.125
2006	3-1	1-3	4-4	.500
2007	2-2	1-3	3-5	.375
2008	1-3	4-0	5-3	.625
2009	3-1	2-2	5-3	.625
2010	2-2	1-3	3-5	.375
2011	2-2	2-2	4-4	.500
TOTAL	96-104		170-230	

74-126 .425

PLAYOFFS VS. BUFFALO

Year	Home	Away	Total	Pct.
1995	1-1	2-1	3-2	.600

CHARLOTTE

Year	Home	Away	Total	Pct.
1998	5-1	3-3	8-4	.667
1999	1-5	4-2	5-7	.417
2000	3-3	3-3	6-6	.500
2001	4-2	5-1	9-3	.750
2002	5-1	4-2	9-3	.750
2003	3-3	2-4	5-7	.417
2004	2-4	4-2	6-6	.500
2005	4-2	3-3	7-5	.583
2006	1-5	2-4	3-9	.250
2007	2-4	4-2	6-6	.500
2008	3-1	3-1	6-2	.750
2009	3-1	2-2	5-3	.625
2010	4-0	3-1	7-1	.875
2011	3-1	1-3	4-4	.500
TOTAL	43-33		86-66	

43-33 .566

COLUMBUS

Year	Home	Away	Total	Pct.
1988	0-2	2-1	2-3	.400
1989	0-2	3-0	3-2	.600
1990	0-2	1-2	1-4	.200
1991	0-3	1-1	1-4	.200
1998	6-2	4-4	10-6	.625
1999	3-5	2-6	5-11	.313
2000	8-0	3-5	11-5	.687
2001	7-1	4-4	11-5	.687

Year	Home	Away	Total	Pct.
2002	4-4	5-3	9-7	.563
2003	6-2	5-3	11-5	.687
2004	4-4	1-7	5-11	.313
2005	4-4	4-4	8-8	.500
2006	4-4	1-7	5-11	.313
2007	5-3	5-3	10-6	.625
2008	7-4	8-2	15-6	.714
2009	8-3	7-3	15-6	.714
2010	5-5	2-9	7-14	.333
2011	9-2	3-7	12-9	.571
TOTAL	80-52		141-123	

61-71 .534

1988-08: @ Cooper Stadium (49-52)

2009-Present: @ Huntington Park (12-19)

DURHAM

Year	Home	Away	Total	Pct.
1998	0-6	3-3	3-9	.250
1999	4-2	2-4	6-6	.500
2000	2-4	2-4	4-8	.333
2001	4-2	2-4	6-6	.500
2002	4-2	2-4	6-6	.500
2003	5-1	1-5	6-6	.500
2004	5-1	2-4	7-5	.583
2005	3-3	4-2	7-5	.583
2006	5-1	2-4	7-5	.583
2007	1-5	3-3	4-8	.333
2008	2-2	1-3	3-5	.375
2009	2-2	1-3	3-5	.375
2010	2-2	1-3	3-5	.375
2011	3-1	2-2	5-3	.625
TOTAL	42-34		70-83	

28-48 .458

PLAYOFFS VS. DURHAM

Year	Home	Away	Total	Pct.
1998	0-2	0-1	0-3	.000
2003	0-2	1-1	1-3	.250
2008	1-1	0-2	1-3	.250
2009	1-2	1-1	2-3	.400
2010	1-1	1-2	2-3	.400

GWINNETT

(Richmond from 1988-08)

Year	Home	Away	Total	Pct.
1988	1-3	1-0	2-3	.400
1989	1-2	1-2	2-4	.333
1990	2-1	1-2	3-3	.500
1991	2-1	0-2	2-3	.400
1998	4-2	2-4	6-6	.500
1999	4-2	3-3	7-5	.583
2000	3-3	5-1	8-4	.666
2001	3-3	4-2	7-5	.583
2002	2-4	2-4	4-8	.333
2003	3-3	4-1	7-4	.636
2004	4-2	5-1	9-3	.750
2005	1-5	3-3	4-8	.333
2006	4-2	4-1	8-3	.727
2007	3-3	1-5	4-8	.333
2008	3-1	1-3	4-4	.500
TOTAL	40-37		77-71	

37-34 .520

2009	2-2	2-2	4-4	.500
2010	2-2	3-0	5-2	.714

LOUISVILLE VS. IL OPPONENTS

SINCE 1982

Year	Home	Away	Total	Pct.
2011	1-3	2-2	3-5	.375
TOTAL	5-7	7-4	12-11	.522

INDIANAPOLIS

Year	Home	Away	Total	Pct.
1982	7-5	7-5	14-10	.583
1983	6-6	6-6	12-12	.500
1984	9-4	6-3	15-7	.682
1985	10-3	7-6	17-9	.654
1986	5-8	4-9	9-17	.346
1987	5-5	6-4	11-9	.550
1988	4-5	3-6	7-11	.389
1989	3-6	3-6	6-12	.333
1990	8-1	6-3	14-4	.778
1991	3-6	3-6	6-12	.333
1992	9-3	5-7	14-10	.583
1993	7-5	2-10	9-15	.375
1994	8-3	5-7	13-10	.565
1995	6-6	2-10	8-16	.333
1996	6-6	3-9	9-15	.375
1997	6-6	1-11	7-17	.292
1998	2-6	3-5	5-11	.313
1999	3-5	4-4	7-9	.438
2000	1-7	2-6	3-13	.187
2001	4-4	6-2	10-6	.625
2002	5-3	4-4	9-7	.563
2003	4-4	5-3	9-7	.563
2004	4-4	3-5	7-9	.438
2005	3-5	5-3	8-8	.500
2006	3-5	5-3	8-8	.500
2007	6-2	4-4	10-6	.625
2008	6-5	6-5	12-10	.545
2009	8-3	7-4	15-7	.682
2010	5-6	7-4	12-10	.545
2011	5-6	7-4	12-10	.545
TOTAL	161-143	137-164	298-307	.493

1982-96: @ Bush Stadium (65-94)

1996-Present: @ Victory Field (72-70)

PLAYOFFS VS. INDIANAPOLIS

Year	Home	Away	Total	Pct.
1984	2-1	2-1	4-2	.667
1987	2-1	0-2	2-3	.400
1994	0-2	0-1	0-3	.000
1995	2-0	1-0	3-0	1.000

LEHIGH VALLEY

(Ottawa from 1998-2007)

Year	Home	Away	Total	Pct.
1998	3-1	2-2	5-3	.625
1999	3-1	1-3	4-4	.500
2000	2-2	1-3	3-5	.375
2001	0-4	3-1	3-5	.375
2002	2-2	3-1	5-3	.625
2003	2-2	0-4	2-6	.250
2004	1-3	1-3	2-6	.250
2005	3-1	1-3	4-4	.500
2006	4-1	0-3	4-4	.500
2007	2-2	2-2	4-4	.500
TOTAL	22-19	14-25	36-44	.450
2008	3-1	2-2	5-3	.625

Year	Home	Away	Total	Pct.
2009	4-0	3-1	7-1	.875
2010	3-1	3-1	6-2	.750
2011	2-2	1-3	3-5	.375
TOTAL	12-4	9-7	21-11	.656

NORFOLK

(Tidewater from 1988-91)

Year	Home	Away	Total	Pct.
1988	1-1	1-2	2-3	.400
1989	2-1	1-2	3-3	.500
1990	2-1	1-2	3-3	.500
1991	0-2	1-2	1-4	.200
1998	4-2	3-3	7-5	.583
1999	3-3	1-5	4-8	.333
2000	3-3	2-4	5-7	.417
2001	4-2	1-5	5-7	.417
2002	6-0	3-3	9-3	.750
2003	5-1	2-4	7-5	.583
2004	2-4	2-4	4-8	.333
2005	3-3	2-4	5-7	.417
2006	5-1	4-2	9-3	.750
2007	3-3	4-2	7-5	.583
2008	2-2	3-1	5-3	.625
2009	3-1	0-4	3-5	.375
2010	4-0	2-2	6-2	.750
2011	1-3	2-2	3-5	.375
TOTAL	53-33	35-53	88-86	.506

PAWTUCKET

Year	Home	Away	Total	Pct.
1988	3-0	2-0	5-0	1.000
1989	2-0	1-2	3-2	.600
1990	2-2	0-2	2-4	.333
1991	1-2	0-2	1-4	.200
1998	3-1	1-3	4-4	.500
1999	1-3	1-3	2-6	.250
2000	3-1	0-4	3-5	.375
2001	3-1	3-1	6-2	.750
2002	4-0	2-2	6-2	.750
2003	2-2	3-1	5-3	.625
2004	2-2	4-0	6-2	.750
2005	2-2	2-2	4-4	.500
2006	3-1	2-2	5-3	.625
2007	3-1	1-3	4-4	.500
2008	3-1	2-2	5-3	.625
2009	2-2	2-1	4-3	.571
2010	2-2	2-2	4-4	.500
2011	1-3	2-2	3-5	.375
TOTAL	42-26	30-34	72-60	.545

LOUISVILLE VS. IL OPPONENTS SINCE 1982

ROCHESTER				
Year	Home	Away	Total	Pct.
1988	3-0	1-1	4-1	.800
1989	2-1	1-2	3-3	.500
1990	2-1	1-2	3-3	.500
1991	0-2	1-2	1-4	.200
1998	3-1	2-2	5-3	.625
1999	4-0	3-1	7-1	.875
2000	2-2	2-2	4-4	.500
2001	2-2	2-2	4-4	.500
2002	4-0	2-2	6-2	.750
2003	4-0	2-2	6-2	.750
2004	1-3	1-3	2-6	.250
2005	2-2	2-2	4-4	.500
2006	3-1	2-2	5-3	.625
2007	2-2	3-1	5-3	.625
2008	1-3	2-2	3-5	.375
2009	1-3	2-2	3-5	.375
2010	3-1	2-2	5-3	.625
2011	1-3	2-2	3-5	.375
TOTAL	40-27		73-61	
		33-34		.545

SYRACUSE				
Year	Home	Away	Total	Pct.
1988	1-1	2-1	3-2	.600
1989	0-3	2-1	2-4	.333
1990	2-1	0-2	2-3	.400
1991	2-1	1-1	3-2	.600
1998	2-2	2-2	4-4	.500
1999	2-2	0-4	2-6	.250
2000	4-0	2-2	6-2	.750
2001	4-0	0-4	4-4	.500
2002	3-1	2-2	5-3	.625
2003	3-1	2-2	5-3	.625
2004	3-1	1-3	4-4	.500
2005	4-0	1-3	5-3	.625
2006	3-1	2-2	5-3	.625
2007	3-1	2-2	5-3	.625
2008	3-1	2-2	5-3	.625
2009	2-2	2-2	4-4	.500
2010	3-1	2-2	5-3	.625
2011	4-0	2-2	6-2	.750
TOTAL	33-33		59-74	
		26-41		.444

SCRANTON/WILKES-BARRE (Maine in 1988)				
Year	Home	Away	Total	Pct.
1988	1-1	1-2	2-3	.400
1989	2-1	0-2	2-3	.400
1990	2-1	1-2	3-3	.500
1991	1-1	1-2	2-3	.400
1998	0-4	3-1	3-5	.375
1999	2-2	0-4	2-6	.250
2000	3-1	0-4	3-5	.375
2001	3-1	1-3	4-4	.500
2002	0-4	1-3	1-7	.125
2003	1-3	1-3	2-6	.250
2004	1-3	1-3	2-6	.250
2005	1-3	2-2	3-5	.375
2006	2-2	3-1	5-3	.625
2007	1-3	2-2	3-5	.375
2008	3-1	3-1	6-2	.750
2009	3-1	2-2	5-3	.625
2010	3-1	0-4	3-5	.375
2011	1-3	2-2	3-5	.375
TOTAL	30-36		54-79	
		24-43		.406

PLAYOFFS VS. SCRANTON/WB

Year	Home	Away	Total	Pct.
2001	1-0	0-0	1-0	1.000

TOLEDO				
Year	Home	Away	Total	Pct.
1988	3-0	1-1	4-1	.800
1989	2-1	1-0	3-1	.750
1990	2-1	2-0	4-1	.800
1991	0-2	1-2	1-4	.200
1998	6-2	6-2	12-4	.750
1999	5-3	3-5	8-8	.500
2000	5-3	6-2	11-5	.687
2001	6-2	5-3	11-5	.687
2002	6-2	2-6	8-8	.500
2003	4-4	5-3	9-7	.563
2004	5-3	5-3	10-6	.625
2005	4-4	2-6	6-10	.375
2006	3-5	4-4	7-9	.438
2007	6-2	3-5	9-7	.562
2008	7-3	7-4	14-7	.667
2009	4-6	7-3	11-9	.550
2010	5-6	8-2	13-8	.619
2011	7-3	5-6	12-9	.571
TOTAL	80-52		153-109	
		73-57		.584

1988-01: @ Ned Skeldon Stadium (25-15)

2002-Present: @ Fifth Third Field (48-42)

LOUISVILLE ON OPENING DAY

SINCE 1982

DATE	RESULT	LINE SCORE	PITCHERS
April 3, 1982	Loss	Louisville @ Evansville	2-5-2 5-7-0 LP: Jose Brito WP: Bruce Robbins
April 15, 1983	Win	Iowa @ Louisville	3-9-1 4-10-1 LP: Reggie Patterson WP: Ralph Citarella
April 9, 1984	Loss	Denver @ Louisville	8-14-2 7-10-2 LP: Terry Clark WP: Bert Roberge
April 12, 1985	Loss	Indianapolis @ Louisville	4-8-1 0-6-0 LP: Todd Worrell WP: Greg Bargar
April 11, 1986	Loss	Buffalo @ Louisville	8-12-0 4-12-2 LP: Greg Mathews WP: Bill Long
April 10, 1987	Loss	Iowa @ Louisville	10-12-2 8-10-2 LP: Greg Bargar WP: Joe Kraemer
April 7, 1988	Win	Buffalo @ Louisville	4-8-4 7-8-0 LP: Morris Madden WP: Gibson Alba
April 5, 1989	Loss	Louisville @ Buffalo	3-7-1 8-14-1 LP: Ken Hill WP: Bob Patterson
April 6, 1990	Win	Louisville @ Oklahoma City	5-9-0 0-2-1 LP: David Miller WP: Omar Olivares
April 10, 1991	Loss	Iowa @ Louisville	4-9-2 3-9-0 LP: Stan Clarke WP: Lance Dickson
April 9, 1992	Loss	Iowa @ Louisville	4-11-0 3-9-0 LP: Mark Clark WP: John Salles
April 8, 1993	Win	Oklahoma City @ Louisville	1-4-1 8-9-0 LP: Terry Burrows WP: Allen Watson
April 7, 1994	Loss	Louisville @ Iowa	3-7-0 5-7-2 LP: Brian Barber WP: Mike Walker
April 6, 1995	Loss	Indianapolis @ Louisville	4-8-0 3-7-0 LP: Gary Buckels WP: Rich Sauveur
April 4, 1996	Win	Indianapolis @ Louisville	4-3-5 5-9-2 LP: Scott Service WP: Rich Batchelor
April 3, 1997	Win	Indianapolis @ Louisville	3-8-2 10-5-0 LP: Roger Salkeld WP: Sean Lowe
April 9, 1998	Win	Columbus @ Louisville	5-8-1 9-9-0 LP: Wilson Herdia WP: Bobby Chouinard
April 8, 1999	Loss	Columbus @ Louisville	6-8-0 5-10-2 LP: Al Reyes WP: Dave Pavlas
April 6, 2000	Win	Louisville @ Norfolk	12-16-2 10-17-1 LP: Richie Lewis WP: Ted Rose
April 5, 2001	Win	Columbus @ Louisville	4-9-1 5-8-0 LP: Kevin Lovingier WP: Hector Mercado
April 4, 2002	Win	Toledo @ Louisville	0-10-0 2-8-0 LP: Tim Kalita WP: Jared Fernandez
April 3, 2003	Loss	Louisville @ Toledo	1-6-1 6-9-0 LP: Chris Reitsma WP: Seth Greisinger
April 8, 2004	Loss	Louisville @ Richmond	0-2-2 2-3-0 LP: Matt Belisle WP: Travis Smith
April 7, 2005	Win	Ottawa @ Louisville	4-11-2 5-9-0 LP: Aaron Rakers WP: Tom Shearn
April 6, 2006	Loss	Louisville @ Ottawa	1-5-0 4-9-0 LP: Justin Germano WP: Kurt Birkins
April 5, 2007	Win	Toledo @ Louisville	4-13-0 5-8-0 LP: Corey Hamman WP: Brad Salmon
April 3, 2008	Loss	Louisville @ Syracuse	0-4-0 2-7-0 LP: Homer Bailey WP: David Purcey
April 9, 2009	Loss	Columbus @ Louisville	12-14-0 4-5-3 LP: Homer Bailey WP: David Huff
April 8, 2010	Win	Louisville @ Toledo	5-9-1 3-10-0 LP: Ruddy Lugo WP: Sam LeCure
April 7, 2011	Loss	Toledo @ Louisville	11-15-0 6-11-1 LP: D. R. Herrera WP: Fu-Te Ni

OVERALL RECORD ON OPENING DAY: 13-17

HOME RECORD ON OPENING DAY: 10-10

AWAY RECORD ON OPENING DAY: 3-7

OPPONENTS



Gwinnett's Julio Teheran was named 2011 IL Most Valuable Pitcher and IL Rookie of the Year.

BUFFALO BISON

2011 RECORD: 61-82 (.427)

One James D. Griffin Plaza
Buffalo, New York 14203

PHONE: 716.846.2000

FAX: 716.852.6530

www.bisons.com



Triple-A Affiliate of the New York Mets
5th in IL North Division (20.5 GB) in 2011

MEDIA INFORMATION

STAFF INFORMATION

CONTACT	Brad Bisbing	GENERAL MGR	Michael Buczkowski
PHONE	716.846.2019		
E-MAIL	bbisbing@bisons.com	FIELD MANAGER	Wally Backman
PRESS BOX #	716.846.2215	HITTING COACH	George Greer
FLAGSHIP	WWKB 1520-AM	PITCHING COACH	Mark Brewer
ANNOUNCER	Ben Wagner	TRAINER	Joe Golia

2011 HEAD-TO-HEAD MEETINGS (OVERALL: 4-4, HOME: 2-2, ROAD: 2-2)

DATE	SITE	SCORE	WP	LP	SV	ATT	TIME
05/05	@ BUF	6-5 L	Thayer	Gil		4,832	2:43
05/06	@ BUF	4-0 L	Schwinden	Reineke		7,366	2:21
05/07	@ BUF	3-1 W	Cochran	Stinson	Smith	5,587	2:52
05/08	@ BUF	8-0 W	Maloney	Fossum		5,845	2:39
05/13	vs. BUF	15-7 W	Maloney	Fossum		11,538	2:27
05/14	vs. BUF	8-3 W	Willis	Sweeney		8,790	2:51
05/15	vs. BUF	4-3 L	Beato	Herrera	Thayer	6,968	2:25
05/16	vs. BUF	6-1 L	Schwinden	Reineke		12,606	2:20

NEW YORK METS TOP 10 ORGANIZATIONAL PROSPECTS

- | | |
|-------------------------|-------------------------|
| 1. Zack Wheeler, RHP | 6. Jenry Mejia, RHP |
| 2. Matt Harvey, RHP | 7. Kirk Nieuwenhuis, OF |
| 3. Brandon Nimmo, OF | 8. Michael Fulmer, RHP |
| 4. Jeury's Familia, RHP | 9. Reese Havens, 2B |
| 5. Cesar Puello, OF | 10. Wilmer Flores, SS |

STADIUM FACTS

SURFACE
Natural Grass

CAPACITY
18,025

DIMENSIONS
LF- 325'
CF- 404'
RF- 325'



Coca-Cola Field



Wally Backman

OPPONENTS

CHARLOTTE KNIGHTS

2011 RECORD: 69-74 (.483)

2280 Deerfield Drive
Fort Mill, South Carolina 29715

PHONE: 704.357.8071
FAX: 704.329.2155
www.charlotteknights.com



Triple-A Affiliate of the Chicago White Sox
3rd in IL South Division (11.5 GB) in 2011

MEDIA INFORMATION

STAFF INFORMATION

CONTACT	Tommy Viola	GENERAL MGR	Dan Rajkowski
PHONE	704.357.8071 (ext. 2116)		
E-MAIL	tommyv@charlotteknights.com	FIELD MANAGER	Joel Skinner
PRESS BOX #	704.329.2144	HITTING COACH	Andy Tomberlin
FLAGSHIP	WRHI 94.3-FM	PITCHING COACH	Rich Dotson
ANNOUNCER	Matt Swierad	TRAINER	Joe Geck

2011 HEAD-TO-HEAD MEETINGS

(OVERALL: 4-4, HOME: 3-1, ROAD: 1-3)

DATE	SITE	SCORE	WP	LP	SV	ATT	TIME
07/14	@ CHA	6-4 L	Kinney	Smith		4,265	2:53
07/15	@ CHA	1-0 L	Danks	Thompson		4,378	2:11
07/16	@ CHA	4-2 (12) W	Cochran	Socolovich	Christiani	8,674	3:41
07/17	@ CHA	7-6 L	Kinney	Gil		2,465	2:54
07/22	vs. CHA	4-2 W	Volquez	Infante		9,335	2:31
07/23	vs. CHA	7-4 L	Davis	Carroll	Kinney	9,642	2:50
07/24	vs. CHA	3-2 W	Maloney	Kinney		9,167	2:16
07/25	vs. CHA	5-3 W	Boxberger	Carter	Smith	8,068	3:00

CHICAGO WHITE SOX TOP 10 ORGANIZATIONAL PROSPECTS

- | | |
|------------------------|------------------------|
| 1. Addison Reed, RHP | 6. Keenyn Walker, OF |
| 2. Nestor Molina, RHP | 7. Jhan Marinez, RHP |
| 3. Simon Castro, RHP | 8. Tyler Saladino, SS |
| 4. Trayce Thompson, OF | 9. Juan Silverio, 3B |
| 5. Jake Petricka, RHP | 10. Ozzie Martinez, SS |



Knights Stadium

STADIUM FACTS

SURFACE
Natural Grass

CAPACITY
10,002

DIMENSIONS
LF- 325'
CF- 400'
RF- 325'



Joel Skinner

OPPONENTS

COLUMBUS CLIPPERS

2011 RECORD: 88-56 (.611)

330 Huntington Park Lane
Columbus, Ohio 43215

PHONE: 614.462.5250
FAX: 614.462.3271
www.clippersbaseball.com



Triple-A Affiliate of the Cleveland Indians
1st in IL West Division (12.0 GA) in 2011

MEDIA INFORMATION

STAFF INFORMATION

CONTACT	Joe Santry	GENERAL MGR	Ken Schnacke
PHONE	614.722.1133		
E-MAIL	jsantry@clippersbaseball.com	FIELD MANAGER	Mike Sarbaugh
PRESS BOX #	614.462.7595	HITTING COACH	Phil Clark
FLAGSHIP	WMNI 920-AM	PITCHING COACH	Ruben Niebla
ANNOUNCER	Ryan Mitchell Scott Leo	TRAINER	James Quinlan

2011 HEAD-TO-HEAD MEETINGS (OVERALL: 12-9, HOME: 9-2, ROAD: 3-7)

DATE	SITE	SCORE	WP	LP	SV	ATT	TIME
04/12g1	vs. COL	4-2 (7) W	Cochran	Kluber	Fisher		2:01
04/12g2	vs. COL	5-4 (8) W	Krebs	Judy		5,837	2:32
04/19	@ COL	4-2 W	Reineke	Barnes	Fisher	4,705	2:43
04/20	@ COL	4-3 L	Judy	Gil		5,131	3:06
04/21	@ COL	19-3 L	McAllister	Cueto		5,732	2:58
06/03	vs. COL	10-4 W	Mobley	Smith		8,538	2:47
06/04	vs. COL	6-5 W	Gil	Lewis		10,163	3:37
06/05	@ COL	11-5 W	Carroll	McAllister		8,881	2:51
06/06g1	@ COL	5-0 (7) W	Gil	Kluber			2:09
06/06g2	@ COL	6-2 (7) L	Hagadone	Johnson		6,693	1:52
07/02	@ COL	6-5 (10) L	Lee	Horst		10,458	3:35
07/03	@ COL	4-2 L	Gomez	Gil	Germano	10,100	2:27
07/04	vs. COL	5-4 (13) W	Johnson	Martinez		12,104	4:07
07/05	vs. COL	4-2 W	Reineke	Barnes	Gil	7,972	2:52
07/06	vs. COL	3-2 W	Gil	Putnam		7,767	2:32
08/08	vs. COL	11-3 L	Huff	Carroll		6,985	2:55
08/09	vs. COL	5-2 W	Maloney	Martinez	Smith	9,075	2:36
08/28	@ COL	8-5 L	McAllister	Wood	Judy	9,822	2:36
08/29	@ COL	11-2 L	Talbot	Thompson		10,100	2:47
08/30	vs. COL	2-1 W	Maloney	Martinez	Boxberger	8,699	2:14
08/31	vs. COL	12-4 L	Putnam	Reineke		6,613	3:02



Huntington Park

STADIUM FACTS

SURFACE
Natural Grass

CAPACITY
10,100

DIMENSIONS
LF- 325'
CF- 400'
RF- 318'



Mike Sarbaugh

OPPONENTS

DURHAM BULLS

2011 RECORD: 80-62 (.563)

409 Blackwell Street
Durham, North Carolina 27701

PHONE: 919.687.6500
FAX: 919.687.6560
www.durhambulls.com



Triple-A Affiliate of the Tampa Bay Rays
1st in IL South Division (2.5 GA) in 2011

MEDIA INFORMATION

STAFF INFORMATION

CONTACT PHONE	Scott Carter 919.687.6528	GENERAL MGR	Mike Birling
E-MAIL	scarter@durhambulls.com	FIELD MANAGER	Charlie Montoyo
PRESS BOX #	919.687.0681	HITTING COACH	Dave Myers
FLAGSHIP	WDNC 620-AM	PITCHING COACH	Neil Allen
ANNOUNCER	Patrick Kinas	TRAINER	Lee Slagle

2011 HEAD-TO-HEAD MEETINGS

(OVERALL: 5-3, HOME: 3-1, ROAD: 2-2)

DATE	SITE	SCORE	WP	LP	SV	ATT	TIME
04/26	vs. DUR	8-3 W	Johnson	Torres		5,669	3:00
04/28g1	vs. DUR	3-2 (7) W	Arredondo	Baker	Gil		1:49
04/28g2	vs. DUR	11-5 W	Carroll	Hall		7,655	2:16
04/29	vs. DUR	3-2 L	De La Rosa	McCulloch	Gomes	7,479	2:52
05/17	@ DUR	11-8 (10) W	Fisher	De La Rosa		3,672	3:35
05/18	@ DUR	7-4 L	Cobb	Leake	Ekstrom	4,391	2:23
05/19	@ DUR	12-6 L	McGee	Maloney		6,137	2:54
05/20	@ DUR	9-8 W	Carroll	Baker	Fisher	10,312	2:37

TAMPA BAY RAYS TOP 10 ORGANIZATIONAL PROSPECTS

- | | |
|--------------------------|-----------------------|
| 1. Matt Moore, LHP | 6. Alex Torres, LHP |
| 2. Hak-Ju Lee, SS | 7. Tim Beckham, SS |
| 3. Chris Archer, RHP | 8. Enny Romero, LHP |
| 4. Taylor Guerrieri, RHP | 9. Drew Vetteson, OF |
| 5. Alex Colome, RHP | 10. Mikie Mahtook, OF |



STADIUM FACTS

SURFACE

Natural Grass

CAPACITY

10,000

DIMENSIONS

LF- 305'

CF- 400'

RF- 327'



Charlie Montoyo

OPPONENTS

Durham Bulls Athletic Park

GWINNETT BRAVES

2011 RECORD: 78-65 (.545)

One Braves Avenue
Lawrenceville, Georgia 30043

PHONE: 678.277.0300
FAX: 678.277.0338
www.gwinnettbraves.com



Triple-A Affiliate of the Atlanta Braves
2nd in IL South Division (2.5 GB) in 2011

MEDIA INFORMATION

CONTACT Dave Lezotte
PHONE 678-277-0328
E-MAIL dave.lezotte@braves.com
PRESS BOX # 678.277.0321
FLAGSHIP WDUN 550-AM
ANNOUNCER Tony Schiavone
Judd Hickinbotham

STAFF INFORMATION


GENERAL MGR North Johnson
FIELD MANAGER Dave Brundage
HITTING COACH Jamie Dismuke
PITCHING COACH Marty Reed
TRAINER Mike Graus

2011 HEAD-TO-HEAD MEETINGS (OVERALL: 3-5, HOME: 1-3, ROAD: 2-2)

DATE	SITE	SCORE	WP	LP	SV	ATT	TIME
06/28	vs. GWN	9-4 L	Cordier	Carroll		8,416	2:57
06/29	vs. GWN	3-1 L	Gearrin	Horst		9,706	2:29
06/30	vs. GWN	3-1 L	Teheran	Reineke	Asencio	8,776	2:57
07/01	vs. GWN	4-2 W	Wood	Minor	Christiani	8,850	2:18
07/18	@ GWN	5-2 L	Teheran	Carroll	Asencio	5,054	2:54
07/19	@ GWN	7-5 W	Gil	Abreu	Johnson	5,225	3:13
07/20	@ GWN	9-6 W	Fisher	Cordier	Thompson	4,519	2:54
07/21	@ GWN	7-6 L	Asencio	Boxberger		7,589	2:55

ATLANTA BRAVES TOP 10 ORGANIZATIONAL PROSPECTS

- | | |
|--------------------------|-----------------------------|
| 1. Julio Teheran, RHP | 6. Edward Salcedo, 3B |
| 2. Arodys Vizcaino, RHP | 7. Tyler Pastornicky, SS |
| 3. Randall Delgado, RHP | 8. Zeke Spruill, RHP |
| 4. Andrelton Simmons, SS | 9. Christian Bethancourt, C |
| 5. Sean Gilmartin, LHP | 10. Brandon Drury, 3B |



Coolray Field

STADIUM FACTS

SURFACE
Natural Grass

CAPACITY
10,427

DIMENSIONS
LF- 335'
CF- 400'
RF- 335'



Dave Brundage

OPPONENTS

INDIANAPOLIS INDIANS

2011 RECORD: 76-68 (.528)

501 West Maryland Street
Indianapolis, Indiana 46225

PHONE: 317.269.3542
FAX: 317.269.3541
www.indyindians.com



Triple-A Affiliate of the Pittsburgh Pirates
2nd in IL West Division (12.0 GB) in 2011

MEDIA INFORMATION

STAFF INFORMATION

CONTACT	Brian Bosma	GENERAL MGR	Cal Burleson
PHONE	317.269.3542 (ext. 263)		
E-MAIL	bbosma@indyindians.com	FIELD MANAGER	Dean Treanor
PRESS BOX #	317.269.3542 (ext. 288)	HITTING COACH	Jeff Branson
FLAGSHIP	WNDE 1260-AM	PITCHING COACH	Tom Filer
ANNOUNCERS	Howard Kellman Scott McCauley	TRAINER	Bryan Housand

2011 HEAD-TO-HEAD MEETINGS (OVERALL: 12-10, HOME: 5-6, ROAD: 7-4)

DATE	SITE	SCORE	WP	LP	SV	ATT	TIME
04/13	@IND	10-4 W	Klinker	Gallagher		3,551	2:56
04/14	@IND	5-2 W	Reineke	Wilson	Fisher	4,133	2:31
04/15	@IND	3-0 W	Willis	Lincoln	Gil	3,871	2:21
04/16	vs. IND	7-1 L	Owens	Cueto		13,131	2:47
04/17	vs. IND	6-4 (13) W	Cochran	Watson		6,665	3:49
04/18	vs. IND	10-4 L	Leroux	Klinker		5,960	2:41
07/07	vs. IND	5-2 W	Thompson	Jackson	Boxberger	8,010	3:06
07/08	vs. IND	10-1 L	Lincoln	Carroll		9,560	2:43
07/09	@IND	2-0 L	Gallagher	Cochran	Wood	12,514	2:13
07/10	@IND	5-3 (10) L	Wood	Boxberger		7,215	3:13
08/12	vs. IND	3-2 L	Watson	Volquez	Wilson	11,847	2:36
08/13	vs. IND	5-4 L	Leroux	Smith	Moskos	8,813	2:36
08/14	vs. IND	2-1 W	Burton	Wilson		8,437	2:26
08/15	vs. IND	4-1 W	Fisher	Moskos	Boxberger	6,769	2:42
08/16	@IND	3-2 W	Horst	Leroux	Boxberger	7,041	2:43
08/17	@IND	8-4 W	Volquez	Burres	Gil	6,418	2:56
08/18	@IND	6-2 W	Carroll	Gallagher		6,813	2:39
08/19	@IND	3-2 (10) L	Wilson	Christiani		11,372	3:04
09/02	@IND	5-2 W	Volquez	Ascanio	Boxberger	12,006	2:47
09/03	@IND	8-7 L	Heilman	Christiani	Moskos	13,555	2:59
09/04	vs. IND	5-3 L	Jackson	Thompson	Heilman	10,615	3:01
09/05	vs. IND	5-2 W	Reineke	Locke	Boxberger	8,463	2:22

STADIUM FACTS

SURFACE
Natural Grass

CAPACITY
14,202

DIMENSIONS
LF- 320'
CF- 402'
RF- 320'



Victory Field



Dean Treanor

OPPONENTS

LEHIGH VALLEY IRONPIGS

2011 RECORD: 80-64 (.556)

1050 IronPigs Way
Allentown, Pennsylvania 18109

PHONE: 610.841.7447
FAX: 610.841.1509
www.ironpigsbaseball.com



Triple-A Affiliate of the Philadelphia Phillies
2nd in IL North Division (2.0 GB) in 2011

MEDIA INFORMATION

STAFF INFORMATION

CONTACT	Matt Provence	GENERAL MGR	Kurt Landes
PHONE	610.841.1217		
E-MAIL	mprovence@ironpigsbaseball.com	FIELD MANAGER	Ryne Sandberg
PRESS BOX #	610.841.1279	HITTING COACH	Sal Rende
FLAGSHIP	WEEX 1230-AM	PITCHING COACH	Rod Nichols
ANNOUNCERS	Matt Provence Jon Schaeffer	TRAINER	Chris Mudd

2011 HEAD-TO-HEAD MEETINGS (OVERALL: 3-5, HOME: 2-2, ROAD: 1-3)

DATE	SITE	SCORE	WP	LP	SV	ATT	TIME
06/11	@ LHV	8-7 (13) L	Schwimer	Hynick		9,305	4:16
06/12	@ LHV	6-1 L	Feierabend	Willis		9,433	2:09
06/13	@ LHV	8-7 W	Johnson	Perez	Mobley	9,449	3:28
06/14	@ LHV	8-7 L	Grilli	LeCure	Mathieson	8,362	3:24
08/24	vs. LHV	6-5 L	Bass	Thompson	De Fratus	6,026	2:57
08/25	vs. LHV	6-5 W	Maloney	Bump	Boxberger	7,933	2:30
08/26	vs. LHV	7-4 W	Reineke	Bush		9,408	3:11
08/27	vs. LHV	5-4 L	Zagurski	Christiani	De Fratus	11,984	2:58

PHILADELPHIA PHILLIES TOP 10 ORGANIZATIONAL PROSPECTS

- | | |
|----------------------------|--------------------------|
| 1. Trevor May, RHP | 6. Freddy Galvis, SS |
| 2. Jesse Biddle, LHP | 7. Justin De Fratus, RHP |
| 3. Sebastian Valle, C | 8. Brody Colvin, RHP |
| 4. Jonathan Pettibone, RHP | 9. Jiwan James, OF |
| 5. Phillippe Aumont, RHP | 10. Maikel Franco, 3B |




Coca-Cola Park

STADIUM FACTS

SURFACE
Natural Grass

CAPACITY
10,000

DIMENSIONS
LF- 334'
CF- 400'
RF- 325'



Ryne Sandberg

OPPONENTS

NORFOLK TIDES

2011 RECORD: 56-87 (.392)

150 Park Avenue
Norfolk, Virginia 23510

PHONE: 757.622.2222
FAX: 757.624.9090
www.norfolktides.com



Triple-A Affiliate of the Baltimore Orioles
4th in IL South Division (24.5 GB) in 2011

MEDIA INFORMATION

STAFF INFORMATION

CONTACT	Ian Locke	GENERAL MGR	Joe Gregory
PHONE	757-622-2222 x125		
E-MAIL	ilocke@norfolktides.com	FIELD MANAGER	Ron Johnson
PRESS BOX #	757.622.2222 (ext. 112)	HITTING COACH	Denny Walling
FLAGSHIP	WVSP 94.1-FM	PITCHING COACH	Mike Griffin
ANNOUNCERS	Pete Michaud Tony Mercurio	TRAINER	Mark Shires


2011 HEAD-TO-HEAD MEETINGS

(OVERALL: 3-5, HOME: 1-3, ROAD: 2-2)

DATE	SITE	SCORE	WP	LP	SV	ATT	TIME
04/30	vs. NOR	10-1 W	Bailey	VandenHurk		8,988	2:39
05/01	vs. NOR	5-2 L	George	Arredondo	Worrell	6,075	2:49
05/03g1	vs. NOR	4-0 L	Ballard	Willis			2:04
05/03g2	vs. NOR	2-1 L	Spoone	Gil	Worrell	5,871	1:54
05/21	@ NOR	8-6 L	Atkins	Cochran	Worrell	9,212	2:39
05/22	@ NOR	2-1 W	Reineke	VandenHurk	Fisher	7,522	2:11
05/23	@ NOR	6-3 L	Rupe	Horst	Worrell	3,005	2:21
05/24	@ NOR	8-7 W	Lehr	Gabino	Gil	5,747	3:00

BALTIMORE ORIOLES TOP 10 ORGANIZATIONAL PROSPECTS

- | | |
|-------------------------|---------------------------|
| 1. Dylan Bundy, RHP | 6. Nicky Delmonico, 3B/1B |
| 2. Manny Machado, SS | 7. Ryan Flaherty, IF/OF |
| 3. Jonathan Schoop, IF | 8. Jason Esposito, 3B |
| 4. Parker Bridwell, RHP | 9. Xavier Avery, OF |
| 5. L.J. Hoes, OF/2B | 10. Dan Klein, RHP |



Harbor Park

STADIUM FACTS

SURFACE

Natural Grass

CAPACITY

12,067

DIMENSIONS

LF- 333'

CF- 410'

RF- 318'



Ron Johnson

OPPONENTS

PAWTUCKET RED SOX

2011 RECORD: 81-61 (.570)

One Ben Mondor Way
Pawtucket, Rhode Island 02860

PHONE: 401.724.7300
FAX: 401.724.2140
www.pawsox.com



Triple-A Affiliate of the Boston Red Sox
1st in IL North Division (2.0 GA) in 2011

MEDIA INFORMATION

STAFF INFORMATION

CONTACT	Bill Wanless	GENERAL MGR	Lou Schwechheimer
PHONE	401.724.7305	FIELD MANAGER	Arnie Beyeler
E-MAIL	pr@pawsox.com	HITTING COACH	Gerald Perry
PRESS BOX #	401.724.7305	PITCHING COACH	Rich Sauveur
FLAGSHIP	WHJJ 920-AM	TRAINER	Jon Jochim
ANNOUNCERS	Aaron Goldsmith Steve Hyder		

2011 HEAD-TO-HEAD MEETINGS (OVERALL: 3-5, HOME: 1-3, ROAD: 2-2)

DATE	SITE	SCORE	WP	LP	SV	ATT	TIME
06/20	vs. PAW	7-4 L	Atchison	Reineke	Williams	7,118	2:38
06/21	vs. PAW	6-3 L	Okajima	Lehr	Pena	7,106	2:55
06/22	vs. PAW	7-2 W	Thompson	Duckworth		9,745	2:41
06/23	vs. PAW	4-3 (10) L	Pena	Hynick	Williams	9,786	3:06
07/30	@ PAW	3-2 W	Wood	Millwood	Smith	10,017	3:07
07/31	@ PAW	7-2 W	Thompson	Pena		8,997	3:04
08/01	@ PAW	4-3 L	Bowden	Smith		8,919	2:35
08/02	@ PAW	4-3 L	Rice	Fisher		10,555	2:51

BOSTON RED SOX TOP 10 ORGANIZATIONAL PROSPECTS

- | | |
|--------------------------|------------------------|
| 1. Will Middlebrooks, 3B | 6. Brandon Jacobs, OF |
| 2. Xander Bogarets, SS | 7. Garcin Cecchini, 3B |
| 3. Blake Swihart, C | 8. Matt Barnes, RHP |
| 4. Anthony Ranaudo, RHP | 9. Ryan Lavarney, C |
| 5. Bryce Brentz, OF | 10. Jackie Bradley, OF |



McCoy Stadium

STADIUM FACTS

SURFACE
Natural Grass

CAPACITY
10,031

DIMENSIONS
LF- 325'
CF- 400'
RF- 325'



Arnie Beyeler

OPPONENTS

ROCHESTER RED WINGS

2011 RECORD: 53-91 (.368)

One Morrie Silver Way
Rochester, New York 14608

PHONE: 585.454.1001
FAX: 585.454.1056
www.redwingsbaseball.com



Triple-A Affiliate of the Minnesota Twins
6th in IL North Division (29.0 GB) in 2011

MEDIA INFORMATION

STAFF INFORMATION

CONTACT	Chuck Hinkel	GENERAL MGR	Dan Mason
PHONE	585.454.1001 (ext. 3006)		
E-MAIL	chinkel@redwingsbaseball.com	FIELD MANAGER	Gene Glynn
PRESS BOX #	585.454.1001 (ext. 3095)	HITTING COACH	Tom Brunansky
FLAGSHIP	WHTK 1280-AM	PITCHING COACH	Bobby Cuellar
ANNOUNCER	Josh Whetzel	TRAINER	Chad Jackson

2011 HEAD-TO-HEAD MEETINGS

(OVERALL: 3-5, HOME: 1-3, ROAD: 2-2)

DATE	SITE	SCORE	WP	LP	SV	ATT	TIME
05/09	@ ROC	7-6 (18)	L James	Herrera		3,672	5:05
05/10	@ ROC	8-1	L Swarzak	Carroll		3,051	2:46
05/11	@ ROC	7-3	W Reineke	Hacker		3,804	2:46
05/12	@ ROC	5-2	W Cochran	Gibson	Smith	3,854	2:39
07/26	vs. ROC	11-3	L Hendricks	Cochran		8,386	3:05
07/27	vs. ROC	2-0 (10)	L Waldrop	Smith		7,830	2:50
07/28	vs. ROC	7-3	L Hacker	Carroll		8,308	2:42
07/29	vs. ROC	8-3	W Burton	Diamond		9,240	2:57

MINNESOTA TWINS TOP 10 ORGANIZATIONAL PROSPECTS

- | | |
|----------------------|-----------------------|
| 1. Miguel Sano, 3B | 6. Levi Michael, SS |
| 2. Joe Benson, OF | 7. Liam Hendriks, RHP |
| 3. Eddie Rosario, OF | 8. Kyle Gibson, RHP |
| 4. Aaron Hicks, OF | 9. Chris Parmlee, 1B |
| 5. Oswaldo Arcia, DH | 10. Brian Dozier, SS |



Frontier Field

STADIUM FACTS

SURFACE
Natural Grass

CAPACITY
10,840

DIMENSIONS
LF- 335'
CF- 402'
RF- 322'



Gene Glynn

OPPONENTS

SCRANTON/WILKES-BARRE YANKEES

2011 RECORD: 73-69 (.514)

235 Montage Mountain Road
Moosic, Pennsylvania 18505

PHONE: 570.969.2255
FAX: 570.963.6414
www.swbyankees.com



Triple-A Affiliate of the New York Yankees
3rd in IL North Division (8.0 GB) in 2011

MEDIA INFORMATION

STAFF INFORMATION


CONTACT	Mike Vander Woude	GENERAL MGR	Jeremy Ruby
PHONE	570.969.2255 (ext. 3118)		
E-MAIL	mvanderwoude@swbyankees.com	FIELD MANAGER	Dave Miley
PRESS BOX #	570.496.1784	HITTING COACHES	Frank Menechino Aaron Ladesma
FLAGSHIP	WICK 1400-AM	PITCHING COACH	Scott Aldred
ANNOUNCER	Mike Vander Woude	TRAINER	Darren London

2011 HEAD-TO-HEAD MEETINGS (OVERALL: 3-5, HOME: 1-3, ROAD: 2-2)

DATE	SITE	SCORE	WP	LP	SV	ATT	TIME
05/26	vs. SWB	5-0 L	Silva	Carroll	Whelan	6,952	2:39
05/27	vs. SWB	6-4 L	Mitchell	Lehr	Whelan	9,975	2:42
05/28	vs. SWB	4-3 W	Johnson	Sanit	Jackson	11,641	2:54
05/29	vs. SWB	8-4 L	Phelps	Chapman		10,418	2:21
08/04	@ SWB	3-2 W	Christiani	Warren	Smith	3,314	2:26
08/05	@ SWB	8-4 L	Mitchell	Wood	Kontos	7,406	2:38
08/07g1	@ SWB	5-4 (8) W	Fisher	Whelan	Smith		2:36
08/07g2	@ SWB	4-3 L	Romero	Gil		4,682	2:14

NEW YORK YANKEES TOP 10 ORGANIZATIONAL PROSPECTS

- | | |
|-------------------------|----------------------------|
| 1. Jesus Montero, C | 6. Dante Bichette, Jr., 3B |
| 2. Manny Banuelos, LHP | 7. Ravel Santana, OF |
| 3. Dellin Betances, RHP | 8. Austin Romine, C |
| 4. Gary Sanchez, C | 9. J.R. Murphy, C |
| 5. Mason Williams, OF | 10. Slade Heathcott, OF |



PNC Field

(undergoing renovations in 2012)

STADIUM FACTS

SURFACE
Natural Grass

CAPACITY
10,310

DIMENSIONS
LF- 330'
CF- 408'
RF- 330'



Dave Miley

OPPONENTS

SYRACUSE CHIEFS

2011 RECORD: 66-74 (.471)

One Tex Simone Drive
Syracuse, New York 13208

PHONE: 315.474.7833
FAX: 315.474.2658
www.syracusechiefs.com



Triple-A Affiliate of the Washington Nationals
4th in IL North Division (14.0 GB) in 2011

MEDIA INFORMATION

STAFF INFORMATION

CONTACT	Jason Benetti	GENERAL MGR	John Simone
PHONE	315.474.7833		
E-MAIL	jasonbenetti@syracusechiefs.com	FIELD MANAGER	Tony Beasley
PRESS BOX #	315.474.5256	HITTING COACH	Troy Gingrich
FLAGSHIP	WSKO 1260-AM	PITCHING COACH	Greg Booker
ANNOUNCER	Jason Benetti	TRAINER	Atsushi Toriida


2011 HEAD-TO-HEAD MEETINGS

(OVERALL: 6-2, HOME: 4-0, ROAD: 2-2)

DATE	SITE	SCORE	WP	LP	SV	ATT	TIME
05/30	vs. SYR	9-4 W	Klinker	Detwiler		8,860	2:39
05/31	vs. SYR	5-1 W	Carroll	Meyers	Christiani	7,170	2:20
06/01	vs. SYR	2-1 W	Johnson	Milone	Christiani	6,946	2:31
06/02	vs. SYR	5-1 W	Volquez	Stammen		8,281	2:48
06/07	@ SYR	9-2 W	Cochran	Arnesen		4,021	2:45
06/08	@ SYR	2-1 L	Martin	Hynick	Mattheus	4,174	2:01
06/09	@ SYR	4-3 L	Detwiler	Reineke	Wilkie	10,870	2:33
06/10	@ SYR	6-4 W	Carroll	Meyers	Christiani	5,021	3:08

WASHINGTON NATIONALS TOP 10 ORGANIZATIONAL PROSPECTS

- | | |
|-----------------------|---------------------------|
| 1. Bryce Harper, OF | 6. Alex Meyer, RHP |
| 2. Anthony Rendon, 3B | 7. Matt Purke, LHP |
| 3. Brad Peacock, RHP | 8. Sammy Solis, LHP |
| 4. A. J. Cole, RHP | 9. Derek Norris, C |
| 5. Brian Goodwin, OF | 10. Steve Lombardozzi, 2B |



Alliance Bank Stadium

STADIUM FACTS

SURFACE
Natural Grass

CAPACITY
11,071

DIMENSIONS
LF- 328'
CF- 400'
RF- 328'



Tony Beasley

OPPONENTS

TOLEDO MUD HENS

2011 RECORD: 67-77 (.465)

406 Washington Street
Toledo, Ohio 43604

PHONE: 419.725.4367

FAX: 419.725.4368

www.mudhens.com



Triple-A Affiliate of the Detroit Tigers
4th in IL West Division (21.0 GB) in 2011

MEDIA INFORMATION

STAFF INFORMATION

CONTACT	Jason Griffin	GENERAL MGR	Joe Napoli
PHONE	419.725.4371		
E-MAIL	jgriffin@mudhens.com	FIELD MANAGER	Phil Nevin
PRESS BOX #	419.725.4367 (ext. 4701)	HITTING COACH	Leon Durham
FLAGSHIP	WCWA 1230-AM	PITCHING COACH	A.J. Sager
ANNOUNCER	Jim Weber	TRAINER	Matt Rankin

2011 HEAD-TO-HEAD MEETINGS (OVERALL: 12-9, HOME: 7-3, ROAD: 5-6)

DATE	SITE	SCORE	WP	LP	SV	ATT	TIME
04/07	vs. TOL	11-6 L	Ni	Herrera		12,680	3:16
04/08	vs. TOL	5-3 W	Klinker	Oxspring	Fisher	8,468	2:27
04/09	vs. TOL	2-1 W	Reineke	Furbush	Gil	8,968	2:31
04/10	vs. TOL	5-1 W	Willis	Below		7,166	2:26
04/23	@ TOL	6-4 W	Cochran	Weinhardt	Herrera	7,491	2:56
04/24	@ TOL	9-0 W	Bailey	Oliver	Reineke	4,008	2:51
04/25	@ TOL	6-5 L	Weinhardt	Herrera		3,903	2:30
06/16	vs. TOL	3-1 L	Below	Bailey	Perry	9,857	2:39
06/17	vs. TOL	2-1 (10) W	Gil	Hoffman		11,294	2:47
06/18	vs. TOL	3-1 W	Carroll	Gonzalez	LeCure	11,524	2:24
06/19	vs. TOL	4-2 W	Willis	Oliver	Christiani	8,270	2:32
06/24	@ TOL	5-4 W	Willis	Thomas	Christiani	9,673	2:44
06/25	@ TOL	9-2 W	Reineke	Villarreal		11,000	2:38
06/26	@ TOL	4-2 L	Below	Wood	Oliveros	7,637	2:45
06/27	@ TOL	7-2 L	Weber	Horst		10,300	2:44
08/10	@ TOL	6-4 L	Wilk	Cochran	Gonzalez	9,749	2:35
08/11	@ TOL	6-5 (11) L	Gonzalez	Johnson		10,500	3:16
08/20	@ TOL	12-1 W	Maloney	Feeney		11,500	2:51
08/21	@ TOL	9-2 L	Turner	Reineke		10,300	2:32
08/22	vs. TOL	3-2 L	Oliver	Volquez	Gonzalez	6,472	2:33
08/23	vs. TOL	10-3 W	Christiani	Weber		7,938	2:48



Fifth Third Field

STADIUM FACTS

SURFACE
Natural Grass

CAPACITY
8,943

DIMENSIONS
LF- 320'
CF- 412'
RF- 315'



Phil Nevin

OPPONENTS

RULES OF INTEREST

PLAYER LIMITS: The maximum number of players on the Active Roster of a Class AAA club shall be 25 for the entire duration of the championship season.

QUALIFYING MARKS: To qualify for a league batting title, a player must have a minimum of 2.7 plate appearances per team game. To qualify for an earned run average championship, a pitcher must have at least 0.8 innings pitched per team game.

DETERMINING BATTING AVERAGE: Divide the number of hits by the number of at-bats.

EARNED RUN AVERAGE: Multiply the number of earned runs by nine, divide that total by the number of innings pitched.

SAVE: A pitcher is credited with a save when he meets all three of the following conditions:

-He is the last pitcher in a game won by his club

-He is not the winning pitcher

-He qualifies under one of the following conditions:

 He enters the game with a lead of no more than three runs and pitches at least one inning, **OR**

 He enters the game with the potential tying run either on base, or on deck, **OR**

 He pitches effectively for at least three innings

BLOWN SAVE: When a relief pitcher enters a game in a save situation and departs, or the game ends with the save situation no longer in effect because he has given up the lead, he is charged with a "blown save".

SLUGGING PERCENTAGE: Divide the total bases of all hits by the total times of official at-bats.

ON-BASE PERCENTAGE: Add the total of hits, walks and hit by pitches and divide by the total of at-bats, walks, hit by pitches and sacrifice flies.

FIELDING PERCENTAGE: Divide the total of putouts and assists by the total of putouts, assists and errors.

WINNING PERCENTAGE: Divide the number of games won by the total number of games played.

CONSECUTIVE GAME HITTING STREAK: A consecutive game hitting streak shall not be terminated if all the player's appearances (one or more) result in a base on balls, hit batsman, defensive interference or a sacrifice bunt. The streak shall be terminated if the player has a sacrifice fly and no hits.

CONSECUTIVE GAME PLAYING STREAK: A playing streak shall be extended if the player plays one half inning on defense, or if he completes a time at-bat by reaching base or by being put out. A pinch running appearance shall not extend the streak. If a player is ejected from a game before he can comply with the requirements of this rule, his streak shall continue.

MAGIC NUMBER: Determine the number of games yet to be played, add one, and then subtract the number of games ahead in the loss column of the standings from the closest opponent.

RULES OF INTEREST

DAY OR NIGHT GAME? Any games scheduled to start after 5 p.m. will be considered a night game. If a game is scheduled to start at 5 p.m. and is delayed, it will be considered a night game. Both games of a two-night doubleheader will be considered night games. When a day-night doubleheader is scheduled and separate admissions are charged, they will be counted as one day game and one night game and will not be considered a doubleheader.

MAJOR LEAGUE ROOKIE STATUS: Not more than 130 at-bats or 50 innings pitched in the Major Leagues during a previous season or seasons; not more than 45 days on a Major League roster during the 25-man player limit (excluding time in military service or on the disabled list).

A MAJOR LEAGUE YEAR: A full year of service in the Major Leagues consists of 172 games.

WAIVERS: A permission granted from all 30 Major League clubs to assign a Major League player's contract to another Major League team or a minor league affiliate. Such permission is granted only for a specific period of time. The actual request is filed through the Commissioner's Office and is not disclosed to the public until the contract is rewarded.

PROCEDURES FOR OBTAINING WAIVERS:

May request seven players on any given business day.

The waivers must be requested by 2 p.m. EST on any business day.

Waiver claiming period expires on the second business day after the initial request at 1 p.m. EST.

A club desiring the assignment of a player on the waiver wire must submit a claim prior to 1 p.m. EST on the last day of the claiming period. Priority for the waiver claim awards is given to the Club with the lowest winning percentage in the player's league when there are multiple claims submitted for the same player. If only one claim is entered, the claiming Club is eligible to be awarded the player contract. There is no specific limit on the number of claims that may be submitted on a particular day. However, no Club is permitted to exceed the 40-man or the 25-man roster limit. If a Club is awarded a player on a waiver claim that causes them to exceed the 40-man or 25-man roster limit, they must designate a different player for assignment.

TYPES OF WAIVERS

OUTRIGHT WAIVERS: This type of irrevocable waiver needs to be secured in order to Outright a player. An outright is to assign a player to a club's minor league affiliate without the right of recall. In other words, to remove a player from the 40-man roster. Also a player who has exhausted his options must clear this type of waiver if the club wishes to assign him to a minor league affiliate. An outright waiver secured is good for the entire waiver period. These waivers are needed from the 31st day of the season through August 31.

SPECIAL WAIVERS: Also irrevocable, the special waiver is used for the same purpose as an outright waiver. One difference is these waivers are used from September 1 to the 30th day of the following season. A secured special waiver is good for seven days, as opposed to being good for an entire period like the outright waiver.

RULES OF INTEREST

UNCONDITIONAL RELEASE WAIVER: This irrevocable waiver is used for the purpose of an unconditional release of a player. At the time of the request, the player shall be removed from all player limits. A player may be informed of the club's intention to release him on a weekend, but the actual waiver process won't begin until the following business day. If the player has been claimed, he must be informed at the end of the two-day period that his contract has been claimed. The player has five days from the time he was notified of the claim to either accept the assignment or terminate his contract. If the player terminates his contract, he forfeits termination pay.

MAJOR LEAGUE WAIVER: This type of revocable waiver is common and is used to either option a player to a club's minor league affiliate or assign a player outright to another Major League Club from August 1st to the end of the regular season. A claimed player pulled back by the requesting Club may not be assigned and can not be placed on waivers again (except for an unconditional released waiver) for 30 days. When Major League waivers are asked for a second time in the same period the request shall state that it is irrevocable.

ASSIGNMENT OF PLAYER CONTRACTS

When a player with five or more years of Major League service is asked by his club to consent to an assignment to a Minor League Club, he has three choices:

- Accept the assignment
- Refuse the assignment
- Elect free agency

Any player who has at least three years of Major League service and who is assigned outright to a Minor League Club may elect, in lieu of accepting such assignment, to become a free agent.

Any player whose contract is assigned outright to a Minor League Club for a second time or any subsequent time in his career may elect, in lieu of accepting such assignment, to become a free agent. Unlike a player with five or more years of ML service, this type of player does not have the option of refusing assignment.

OPTIONAL ASSIGNMENT: To assign a player from the active 25-man roster to a Minor League Club with the right of recall. The player remains on the 40-man roster.

LIMITS ON OPTIONAL ASSIGNMENTS: An optional assignment of a player contract shall be permitted for not more than three seasons between Major League Clubs and Minor League Clubs, provided that if the player is optioned for less than a total of 20 days on one season, as determined by the date(s) of the optional assignment(s) and recall(s), respectively, the player shall not be charged with an optional transfer in connection with the foregoing limitation.

EXCEPTION: Contracts of Major League players who, prior to the commencement of the current season, have been credited with less than five seasons in professional baseball shall be eligible for a fourth optional assignment, without waivers, during that season. For purposes of this Rule 11(c), 90 days or more on the active list during a championship season shall constitute a "season of service". While time spent on any inactive list shall not be counted toward the 90 days required before a season's service is credited, if a player is placed on the Disabled List after he has been credited with 60 or more days of service in any particular season, the DL time shall be counted to the player's credit.

No optional assignment shall be permitted for a player unless the player is under contract for service in the season for which the optional agreement is effective. If, prior to an optional assignment, a player had at least three months active service in

RULES OF INTEREST

a Minor League classification, the player may not be optionally assigned to a lower classification unless the player is paid at the salary rate for the higher classification from which the player entered the Major Leagues.

RECALL: To add a player from a ML club's 40-man roster to the ML club's 25-man roster. This player must serve at least 10 days on option in order to be recalled unless he is replacing a player placed on the disabled list.

OUTRIGHT ASSIGNMENT: Major to Minor- to assign a player to a club's minor league affiliate without the right of recall. The player is removed from the 40-man roster.

DESIGNATED FOR ASSIGNMENT: When a club has reached its 40 and/or 25-man roster limit, either reinstates a player, or acquires a new player, they must designate a player for assignment or release. If they are going to assign the player, they must do it within 10 days.

WAIVER PRICES: Major League, special and outright waivers are \$20,000 or \$25,000 while unconditional waivers are \$1.

MAJOR LEAGUE SERVICE:

Is credited for each day the player appears on an active roster or Major League disabled or suspended list.

In the case of a player called up from the Minor Leagues, is credited beginning with the date he physically reports.

In the case of a player sent down to the Minor Leagues, is credited through the date of the assignment.

In the case of a player who is unconditionally released, is credited through the date waivers were requested.

In the case of a player designated for release or assignment, is credited after the designation, through the date of the actual assignment or the request for unconditional release waivers.

For a player who appears on his club's opening day roster, is credited as of the earliest scheduled opener, without regard to the actual opening date of his own club.

Is credited at the rate of 172 days per "year", though the season is actually 182 days long.

Is not credited during any period of periods of optional assignment totaling 20 days or more during a single season.

2012 BATS PROMOTIONS

DATE	TIME	OPPONENT	PROMOTION
F 4/13	7:05	Columbus	Opening Night / \$1 Bud Happy Hour/ Fireworks
Sa 4/14	6:05	Columbus	Jake the Diamond Dog / Block Party
Su 4/15	2:05	Columbus	Team Autograph Day / Kids FunZone and Run the Bases
M 4/16	6:35	Columbus	Baseball Bingo
Tu 4/17	6:35	Toledo	\$1 Hot Dogs & Pepsi
W 4/18	6:35	Toledo	Zumba Night / Ladies Night
Th 4/19	6:35	Toledo	\$1 Budweiser Game Time Happy Hour
Fr 4/20	6:35	Toledo	Appearance by Inflatamaniacs
Sa 4/21	2:05	Indianapolis	Thunder Over Louisville
Su 4/22	2:05	Indianapolis	Kids Inflatable FunZone & Run the Bases
M 4/23	6:35	Indianapolis	Baseball Bingo / Dog Day
M 5/7	6:35	Norfolk	Peanut Free Night / Baseball Bingo
Tu 5/8	6:35	Norfolk	\$1 Hot Dogs & Pepsi
W 5/9	11:05	Norfolk	Education Day
Th 5/10	6:35	Norfolk	\$1 Budweiser Game Time Happy Hour
Fr 5/11	6:35	Lehigh Valley	Boy Scout Night / Fireworks
Sa 5/12	6:05	Lehigh Valley	Zooperstars / Kids Clinic / Little League Appreciation
Su 5/13	2:05	Lehigh Valley	Dora the Explorer / Kids Fun Zone & Run the Bases / Play Catch with Mom
M 5/14	6:35	Lehigh Valley	Baseball Bingo
Sa 5/26	6:05	Indianapolis	Appearance by Breakin' BBoy McCoy
Su 5/27	6:05	Indianapolis	Memorial Day Eve Fireworks / Kids FunZone
M 5/28	4:05	Syracuse	Military Day / Baseball Bingo / Kids Run the Bases
Tu 5/29	11:05	Syracuse	Education Day
W 5/30	7:05	Syracuse	Ladies Night
Th 5/31	7:05	Syracuse	\$1 Budweiser Game Time Happy Hour
F 6/1	7:05	Durham	Fireworks
Sa 6/2	6:05	Durham	Appearance by The Anton Brothers
Su 6/3	2:05	Durham	Jake the Diamond Dog / Kids FunZone & Run the Bases
M 6/4	7:05	Durham	Dog Day / Baseball Bingo
Th 6/14	7:05	Rochester	\$1 Budweiser Game Time Happy Hour
F 6/15	7:05	Rochester	Southern Indiana Night / Fireworks
Sa 6/16	6:05	Rochester	Appearance by Red Panda
Su 6/17	6:05	Rochester	Kids FunZone & Run the Bases / Play Catch with Dad
M 6/18	7:05	Scranton/WB	Baseball Bingo
Tu 6/19	7:05	Scranton/WB	\$1 Hot Dogs & Pepsi
W 6/20	11:45	Scranton/WB	---
Th 6/21	7:05	Scranton/WB	\$1 Budweiser Game Time Happy Hour
Sa 6/30	6:05	Indianapolis	Appearance by the Skyy Dogs
Su 7/1	6:05	Indianapolis	Jake the Diamond Dog / Kids FunZone & Run the Bases
M 7/2	7:05	Indianapolis	Baseball Bingo
Tu 7/3	7:05	Indianapolis	Independence Eve Fireworks / \$1 Hot Dogs & Pepsi
F 7/6	7:05	Toledo	Fireworks
Sa 7/7	6:05	Toledo	Appearance by the Quebec Russian Bar Trio
Su 7/8	2:05	Toledo	Kids Inflatable FunZone & Run the Bases
Th 7/12	7:05	Gwinnett	\$1 Budweiser Game Time Happy Hour
F 7/13	7:05	Gwinnett	Fireworks
Sa 7/14	6:05	Gwinnett	Appearance by Duo Design
Su 7/15	6:05	Gwinnett	Kids Inflatable FunZone & Run the Bases
F 7/20	7:05	Pawtucket	Fireworks
Sa 7/21	6:05	Pawtucket	---
Su 7/22	6:05	Pawtucket	Kids Inflatable FunZone & Run the Bases
M 7/23	7:05	Pawtucket	Baseball Bingo
Tu 7/24	7:05	Buffalo	\$1 Hot Dogs & Pepsi
W 7/25	7:05	Buffalo	Ladies Night
Th 7/26	7:05	Buffalo	\$1 Budweiser Game Time Happy Hour
F 7/27	7:05	Buffalo	Fireworks
Th 8/2	7:05	Charlotte	\$1 Budweiser Game Time Happy Hour
F 8/3	7:05	Charlotte	2012 Card Set Giveaway / Fireworks
Sa 8/4	6:05	Charlotte	Boy Scout Night / Appearance by Mad Chad
Su 8/5	6:05	Charlotte	Jake the Diamond Dog / Kids FunZone & Run the Bases
M 8/6	7:05	Toledo	Baseball Bingo
Tu 8/7	7:05	Toledo	\$1 Hot Dogs & Pepsi
W 8/8	7:05	Toledo	Ladies Night
Th 8/9	7:05	Toledo	Team Ghost Rider / \$1 Budweiser Game Time Happy Hour
Sa 8/18	6:05	Columbus	Appearance by Birdzerk
Su 8/19	2:05	Columbus	Autograph Day / Kids FunZone & Run the Bases
M 8/20	7:05	Columbus	Baseball Bingo
Tu 8/21	7:05	Columbus	\$1 Hot Dogs & Pepsi
Tu 8/28	7:05	Columbus	\$1 Hot Dogs & Pepsi
W 8/29	7:05	Columbus	Ladies Night
Su 9/2	6:05	Indianapolis	Strikeout Cancer / \$1 Hot Dogs & Pepsi / Kids FunZone / Labor Day Fireworks
M 9/3	1:05	Indianapolis	Baseball Bingo / \$1 Hot Dogs & Pepsi / Kids Run the Bases

2012 SCHEDULE

APRIL

SUN	MON	TUE	WED	THU	FRI	SAT
1	2	3	4	5 COL 7:05	6 COL 7:05	7 COL 7:05
8 COL 4:05	9 TOL 6:30	10 TOL 6:30	11 TOL 6:30	12 TOL 6:30	13 COL 7:05	14 COL 6:05
15 COL 2:05	16 COL 6:35	17 TOL 6:35	18 TOL 6:35	19 TOL 6:35	20 TOL 6:35	21 IND 2:05
22 IND 2:05	23 IND 6:35	24 IND 7:05	25 IND 11:05	26	27 NOR 7:15	28 NOR 7:15
29 NOR 1:15	30 NOR 12:15					

MAY

SUN	MON	TUE	WED	THU	FRI	SAT
		1 DUR 7:05	2 DUR 11:05	3 DUR 7:05	4 DUR 7:05	5 IND 7:05
6 IND 1:15	7 NOR 6:35	8 NOR 6:35	9 NOR 11:05	10 NOR 6:35	11 LHV 6:35	12 LHV 6:05
13 LHV 2:05	14 LHV 6:35	15 ROC 7:05	16 ROC 7:05	17 ROC 7:05	18 ROC 7:05	19 LHV 6:35
20 LHV 1:35	21 LHV 7:05	22 LHV 10:35	23	24 IND 7:05	25 IND 7:15	26 IND 6:05
27 IND 6:05	28 SYR 4:05	29 SYR 11:05	30 SYR 7:05	31 SYR 7:05		

JUNE

SUN	MON	TUE	WED	THU	FRI	SAT
					1 DUR 7:05	2 DUR 6:05
3 DUR 2:05	4 DUR 7:05	5 SYR 7:00	6 SYR 10:30	7 SYR 7:00	8 SYR 7:00	9 SWB 7:05
10 SWB 1:05	11 SWB 7:05	12 SWB 11:05	13	14 ROC 7:05	15 ROC 7:05	16 ROC 6:05
17 ROC 6:05	18 SWB 7:05	19 SWB 7:05	20 SWB 11:45	21 SWB 7:05	22 PAW 7:05	23 PAW 6:05
24 PAW 1:05	25 PAW 7:05	26 BUF 7:05	27 BUF 1:05	28 BUF 7:05	29 BUF 7:05	30 IND 6:05

JULY

SUN	MON	TUE	WED	THU	FRI	SAT
1 IND 6:05	2 IND 7:05	3 IND 7:05	4 IND 6:05	5 IND 7:05	6 TOL 7:05	7 TOL 6:05
8 TOL 2:05	9	10	11	12 GWN 7:05	13 GWN 7:05	14 GWN 6:05
15 GWN 6:05	16 COL 7:05	17 COL 7:05	18 COL 7:05	19 COL 12:05	20 PAW 7:05	21 PAW 6:05
22 PAW 6:05	23 PAW 7:05	24 BUF 7:05	25 BUF 7:05	26 BUF 7:05	27 BUF 7:05	28 TOL 7:00
29 TOL 6:00	30 TOL 7:00	31 TOL 12:00				

AUGUST

SUN	MON	TUE	WED	THU	FRI	SAT
			1	2 CHA 7:05	3 CHA 7:05	4 CHA 6:05
5 CHA 6:05	6 TOL 7:05	7 TOL 7:05	8 TOL 7:05	9 TOL 7:05	10 GWN 7:05	11 GWN 7:05
12 GWN 5:05	13 GWN 7:05	14 CHA 7:15	15 CHA 7:15	16 CHA 7:15	17 CHA 7:15	18 COL 6:05
19 COL 2:05	20 COL 7:05	21 COL 7:05	22 IND 7:05	23 IND 7:05	24 IND 7:15	25 TOL 7:00
26 TOL 6:00	27	28 COL 7:05	29 COL 7:05	30 COL 7:05	31 COL 7:05	

SEPTEMBER

SUN	MON	TUE	WED	THU	FRI	SAT
						1 COL 7:05
2 IND 6:05	3 IND 1:05	4	5	6	7	8

HOME
 AWAY
 batsbaseball.com

Dates & times subject to change.

All games can be heard on Sports Radio 790 AM WKRD.



BUF - BUFFALO BIONS (METS)
 CHA - CHARLOTTE KNIGHTS (WHITE SOX)
 COL - COLUMBUS CLIPPERS (INDIANS)
 DUR - DURHAM BULLS (RAYS)
 GWN - GWINNETT BRAVES (BRAVES)
 IND - INDIANAPOLIS INDIANS (PIRATES)
 LHV - LEHIGH VALLEY IRON PIGS (PHILLIES)

LOU - LOUISVILLE BATS (REDS)
 NOR - NORFOLK TIDES (ORIOLES)
 PAW - PAWTUCKET RED SOX (RED SOX)
 ROC - ROCHESTER RED WINGS (TWINS)
 SWB - SCRANTON/WB YANKEES (YANKEES)
 SYR - SYRACUSE CHIEFS (NATIONALS)
 TOL - TOLEDO MUD HENS (TIGERS)

2012



SCHEDULE

APRIL 2012	SUN	MON	TUE	WED	THU	FRI	SAT
	1	2	3	4	5 4:05 MIA	6	7 7:10 MIA
	8 1:10 F MIA	9 7:10 STL	10 7:10 STL	11 12:35 S B STL	12 1:05 WSH	13 7:05 WSH	14 4:05 WSH
	15 1:35 WSH	16	17 8:15 STL	18 8:15 STL	19 1:45 STL	20 2:20 CHI	21 1:05 CHI
	22 2:20 CHI	23	24 7:10 SF	25 7:10 SF	26 12:35 S B SF	27 7:10 FA HOU	28 4:10 HOU
	29 1:10 F R HOU	30					

JULY 2012	SUN	MON	TUE	WED	THU	FRI	SAT
	1 4:05 SF	2 10:10 LA	3 10:10 LA	4 9:10 LA	5 10:05 SD	6 10:05 SD	7 10:05 SD
	8 4:05 SD	9	10 ★	11	12	13 FA 7:10 STL	14 7:10 STL
	15 8:05 F STL	16 7:10 ARI	17 7:10 ARI	18 7:10 ARI	19 12:35 S B ARI	20 FA 7:10 MIL	21 7:10 MIL
	22 1:10 F R MIL	23 8:05 HOU	24 8:05 HOU	25 8:05 HOU	26	27 8:40 COL	28 8:10 COL
	29 3:10 COL	30 7:10 SD	31 7:10 SD				

MAY 2012	SUN	MON	TUE	WED	THU	FRI	SAT
			1 7:10 CHI	2 7:10 CHI	3 12:35 S B CHI	4 7:05 PIT	5 7:05 PIT
	6 1:35 PIT	7 8:10 MIL	8 8:10 MIL	9 1:10 MIL	10	11 FA 7:10 WSH	12 7:10 WSH
	13 1:10 F WSH	14 7:10 ATL	15 7:10 ATL	16 7:10 NYM	17 1:10 NYM	18 7:05 NYY	19 1:05 NYY
	20 1:05 NYY	21 7:10 ATL	22 7:10 ATL	23 7:10 ATL	24 7:10 S ATL	25 FA 7:10 COL	26 7:15 COL
	27 1:10 F R COL	28 1:35 PIT	29 7:05 PIT	30 7:05 PIT	31		

AUGUST 2012	SUN	MON	TUE	WED	THU	FRI	SAT
				1 7:10 SD	2 12:35 S B SD	3 FA 7:10 PIT	4 7:10 PIT
	5 1:10 F PIT	6 8:10 MIL	7 8:10 MIL	8 2:10 MIL	9 8:05 CHI	10 2:20 CHI	11 4:05 CHI
	12 2:20 CHI	13	14 7:10 NYM	15 7:10 NYM	16 7:10 S NYM	17 FA 7:10 CHI	18 7:10 CHI
	19 1:10 F CHI	20 7:05 PHI	21 7:05 PHI	22 7:05 PHI	23 7:05 PHI	24 FA 7:10 STL	25 4:05 STL
	26 1:10 F R STL	27 9:40 ARI	28 9:40 ARI	29 3:40 ARI	30	31 8:05 HOU	

JUNE 2012	SUN	MON	TUE	WED	THU	FRI	SAT
						1 8:05 HOU	2 7:15 HOU
	3 2:05 HOU	4	5 7:10 PIT	6 7:10 PIT	7 7:10 PIT	8 FA 7:10 DET	9 4:10 DET
	10 1:10 F DET	11	12 7:10 CLE	13 7:10 CLE	14 12:35 S B CLE	15 7:10 NYM	16 7:15 NYM
	17 1:10 NYM	18 7:05 CLE	19 7:05 CLE	20 7:05 CLE	21	22 FA 7:10 MIN	23 4:10 MIN
	24 1:10 F MIN	25 7:10 MIL	26 7:10 MIL	27 12:35 S B MIL	28 10:15 SF	29 10:15 SF	30 4:05 SF

SEPTEMBER 2012	SUN	MON	TUE	WED	THU	FRI	SAT
							1 7:05 HOU
	2 2:05 HOU	3 1:10 PHI	4 7:10 PHI	5 12:35 S B PHI	6	7 FA 7:10 HOU	8 7:10 HOU
	9 1:10 F HOU	10 7:10 PIT	11 7:10 PIT	12 7:10 S PIT	13	14 7:10 MIA	15 7:10 MIA
	16 1:10 MIA	17	18 8:05 CHI	19 8:05 CHI	20 2:20 CHI	21 FA 7:10 LA	22 7:10 LA
	23 1:10 F LA	24 8:15 MIL	25 7:10 MIL	26 8:15 S B MIL	27 12:35 S B MIL	28 7:05 PIT	29 7:05 PIT
	30 12:35 PIT	31 8:15 STL	1 8:15 STL	2 8:15 STL	3		

HOME AWAY Schedule subject to change. Times are EST. All games can be heard on the Reds on Radio Network.

PAYCOR BUSINESS DAY SPECIALS **B**

Drop your business card in the container at a Fan Accommodation Station and you could win tickets to the next Business Day Game.

MEIJER FAMILY DAYS **F**

Sundays are family days at the ballpark! One member of the family pays full price and may purchase up to three non-premium tickets at half-price in advance of game day only. Excludes Outer View Level and Kroger Bleachers.

RUN THE BASES DAYS **R**

Line up after the game to run the bases. Open to fans of all ages.

"FREE AGENT" FRIDAYS **FA**

Start your weekends with drink specials, singles mixers and more at every Friday home game. Visit reds.com/FreeAgents for details.

FIREWORKS FRIDAYS **FW**

Post-game fireworks shows every Friday home game, May 11-Aug. 24.

TRI-STATE CENTERS FOR SIGHT SENIOR CITIZEN SPECIALS **S**

Fans 60 and older may purchase select non-premium tickets at half-price in advance of game day only. Excludes Outer View Level and Kroger Bleachers.


ALL PROMOTIONAL DATES ARE SUBJECT TO CHANGE. VISIT REDS.COM FOR UPDATES.

reds.com

SOCIAL MEDIA

 [facebook.com/LouisvilleBats](https://www.facebook.com/LouisvilleBats)

 twitter.com/LouisvilleBats

 [YouTube.com/LouisvilleBatsAAA](https://www.youtube.com/LouisvilleBatsAAA)

batsbaseball.com



IL WEST TOP 10 PROSPECTS

CINCINNATI REDS (LOUISVILLE) TOP 10 ORGANIZATIONAL PROSPECTS

1. Devin Mesoraco, C
2. Billy Hamilton, SS
3. Yonder Alonso, OF
4. Yasmani Grandal, C
5. Zack Cozart, SS
6. Daniel Corcino, RHP
7. Robert Stephenson, RHP
8. Didi Gregorius, SS
9. Todd Frazier, 3B
10. Brad Boxberger, RHP

CLEVELAND INDIANS (COLUMBUS) TOP 10 ORGANIZATIONAL PROSPECTS

1. Francisco Lindor, SS
2. Dillon Howard, RHP
3. Nick Hagadone, LHP
4. Chen Lee, RHP
5. Luigi Rodriguez, OF
6. Zach McAllister, RHP
7. Tony Wolters, SS
8. Austin Adams, RHP
9. Scott Barnes, LHP
10. Zach Putnam, RHP

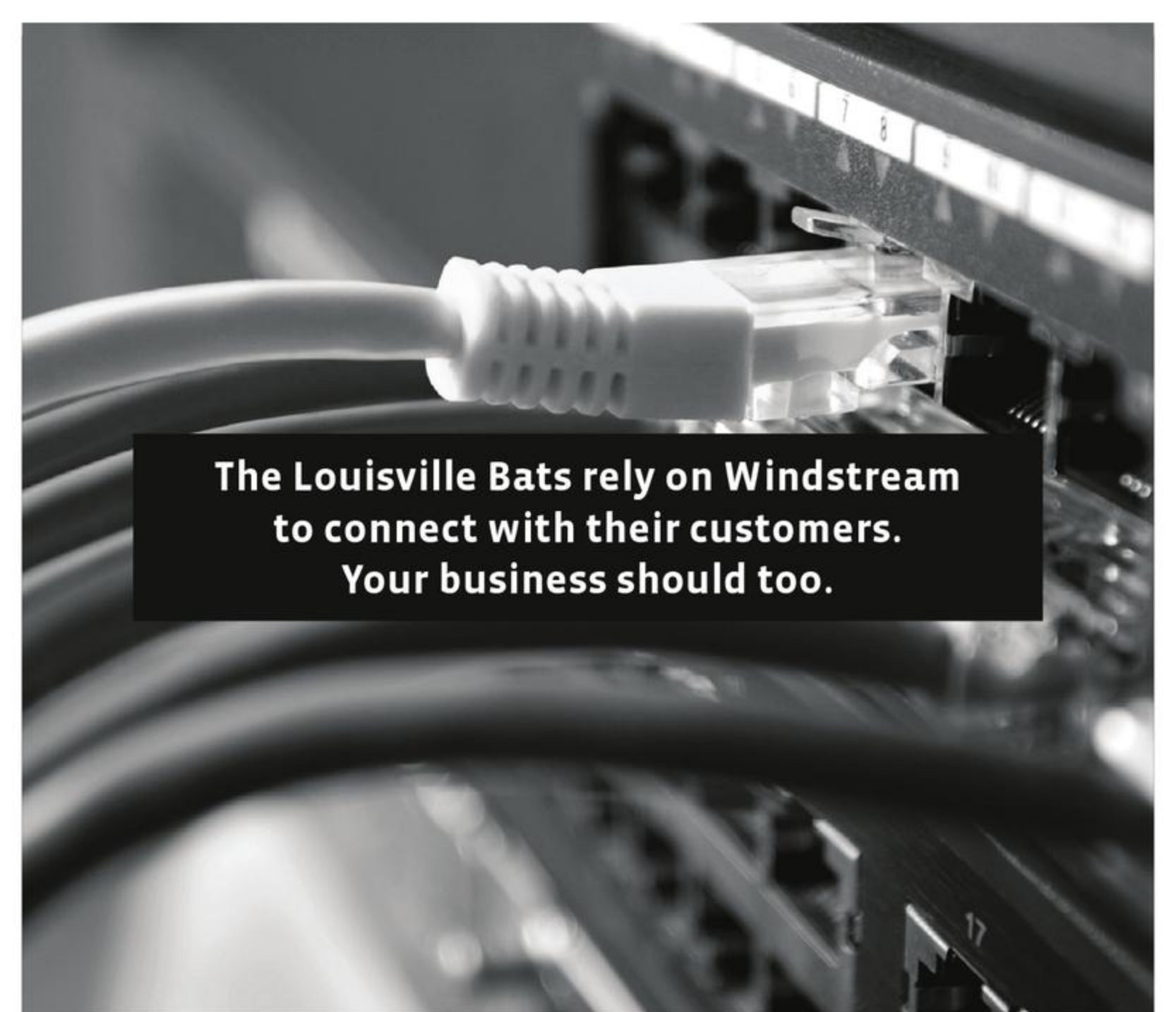
PITTSBURGH PIRATES (INDIANAPOLIS) TOP 10 ORGANIZATIONAL PROSPECTS

1. Gerrit Cole, RHP
2. Jameson Taillon, RHP
3. Josh Bell, OF
4. Starling Marte, OF
5. Luis Heredia, RHP
6. Kyle McPherson, RHP
7. Tony Sanchez, C
8. Robbie Grossman, OF
9. Stetson Allie, RHP
10. Jeff Locke, LHP

DETROIT TIGERS (TOLEDO) TOP 10 ORGANIZATIONAL PROSPECTS

1. Jacob Turner, RHP
2. Nick Castellanos, 3B
3. Drew Smyly, LHP
4. Casey Crosby, LHP
5. Andy Oliver, LHP
6. Brenny Paulino, RHP
7. Rob Brantly, C
8. Alex Burgos, LHP
9. James McCann, C
10. Avisail Garcia, OF

NOTES



**The Louisville Bats rely on Windstream
to connect with their customers.
Your business should too.**



OFFICIAL
CORPORATE PARTNER



windstream®
smart solutions. personalized service.

data. voice. network. cloud.

windstreambusiness.com

HOME RUN HITTERS



Pepsi is a proud sponsor of the
Louisville Bats.

DIET PEPSI, PEPSI MAX, CAFFEINE FREE DIET PEPSI, the Pepsi Globe, DIET MTN DEW, the DIET MTN DEW Logo, the Mtn Dew Landscape and DIET SIERRA MIST are registered trademarks of PepsiCo, Inc. YKY149933